NO. 48 MAY 1982

U.S./Canada Edition: $2.50
International Edition: $2.95
United Kingdom Edition: £1.80

MICRO™

THE 6502/6809 JOURNAL



PET Feature

Growing Knowledge Trees

6502 and 6809 Memory Moves

Apple Printer Utilities

Turn your Apple into the world's most versatile personal computer.

The SoftCard™ Solution. SoftCard turns your Apple into two computers. A Z-80 and a 6502. By adding a Z-80 microprocessor and CP/M to your Apple, SoftCard turns your Apple into a CP/M based machine. That means you can access the single largest body of microcomputer software in existence. Two computers in one. And, the advantages of both.

Plug and go. The SoftCard system starts with a Z-80 based circuit card. Just plug it into any slot (except 0) of your Apple. No modifications required. SoftCard supports most of your Apple peripherals, and, in 6502-mode, your Apple is still your Apple.

CP/M for your Apple. You get CP/M on disk with the SoftCard package. It's a powerful and simple-to-use operating system. It supports more software than any other microcomputer operating system. And that's the key to the versatility of the SoftCard/Apple.

BASIC included. A powerful tool, BASIC-80 is included in the SoftCard package. Running under CP/M, ANSI Standard BASIC-80 is the most powerful microcomputer BASIC available. It includes extensive disk I/O statements, error trapping, integer variables, 16-digit precision, extensive EDIT commands and string functions, high and low-res Apple graphics, PRINT USING, CHAIN and COMMON, plus many additional commands. And, it's a BASIC you can compile with Microsoft's BASIC Compiler.

More languages. With SoftCard and CP/M, you can add Microsoft's ANSI Standard COBOL, and FORTRAN, or Basic Compiler and Assembly Language Development System. All, more powerful tools for your Apple.

Seeing is believing. See the SoftCard in operation at your Microsoft or Apple dealer. We think you'll agree that the SoftCard turns your Apple into the world's most versatile personal computer.

Complete information? It's at your dealer's now. Or, we'll send it to you and include a dealer list. Write us. Call us.

SoftCard is a trademark of Microsoft. Apple II and Apple II Plus are registered trademarks of Apple Computer. Z-80 is a registered trademark of Zilog, Inc. CP/M is a registered trademark of Digital Research, Inc.

MICROSOFT
CONSUMER PRODUCTS

MICROSOFT Inc.
10700 Northup Way • Bellevue, WA 98004

JUDGE THE REST, THEN BUY THE BEST

Only GIMIX offers you **SOFTWARE SWITCHING** between **MICROWARE's OS-9** and **TSC's FLEX**. Plus you get the power of the GMXBUG system monitor with its advanced debugging utility, and memory manipulation routines. A wide variety of languages and other software is available for these two predominant 6809 Disk Operating Systems.

You can order a system to meet your needs, or select from the 6809 Systems featured below.

JUDGE THE FEATURES AND QUALITY OF GIMIX 6809 SYSTEMS

GIMIX' CLASSY CHASSIS™ is a heavyweight aluminum mainframe cabinet with back panel cutouts to conveniently connect your terminals, printers, drives, monitors, etc. A 3 position keyswitch lets you lock out the reset switch. The power supply features a ferro-resonant constant voltage transformer that supplies 8V at 30 amps, + 15V at 5 amps, and – 15V at 5 amps to insure against problems caused by adverse power input conditions. It supplies power for all the boards in a fully loaded system plus two 5 ¼'' drives (yes! even a Winchester) that can be installed in the cabinet. The Mother board has fifteen 50 pin and eight 30 pin slots to give you the most room for expansion of any SS50 system available. 11 standard baud rates from 75 to 38.4K are provided and the I/O section has its own extended addressing to permit the maximum memory address space to be used. The 2 Mhz 6809 CPU card has both a time of day clock with battery back-up and a 6840 programmable timer. It also contains 1K RAM, 4 PROM/ROM/RAM sockets, and provides for an optional 9511A or 9512 Arithmetic Processor. The RAM boards use high speed, low power STATIC memory that is fully compatible with any DMA technique. STATIC RAM requires no refresh timing, no wait states or clock stretching, and allows fast, reliable operation. The system includes a 2 port RS232 serial interface and cables. All GIMIX boards use gold plated bus connectors and are fully socketed. GIMIX designs, manufactures, and tests in-house its complete line of products. All boards are twice tested, and burned in electrically to insure reliability and freedom from infant mortality of component parts. All systems are assembled and then retested as a system after being configured to your specific order.

56KB 2MHZ 6809 SYSTEMS WITH GMXBUX/FLEX/OS-9 SOFTWARE SELECTABLE

With #58 single density disk controller **$2988.59**
With #68 DMA double density disk controller **$3248.49**
to substitute Non-volatile CMOS RAM with battery back-up, add 300.00
for 50 Hz export power supply models, add 30.00

Either controller can be used with any combination of 5" and/or 8" drives, up to 4 drives total, have data recovery circuits (data separators), and are designed to fully meet the timing requirements of the controller I.C.s.

5 ¼" DRIVES INSTALLED IN THE ABOVE with all necessary cables

	SINGLE DENSITY		DOUBLE DENSITY		
	Formatted	Unformatted	Formatted	Unformatted	
40 track (48TPI) single sided	199,680	250,000	341,424	500,000	2 for **$700.00**
40 track (48TPI) double sided	399,360	500,000	718,848	1,000,000	2 for **900.00**
80 track (96TPI) single	404,480	500,000	728,064	1,000,000	2 for **900.00**
80 track (96TPI) double	808,960	1,000,000	1,456,128	2,000,000	2 for **1300.00**

Chart shows total capacity in Bytes for 2 drives.

Contact GIMIX for price and availability of 8" floppy disk drives and cabinets; and 5" and 8" Winchester hard disk system.

128KB 2Mhz 6809 DMA Systems for use with TSC's UNIFLEX or MICROWARES's OS-9 Level 2

(Software and drives not included) **$3798.39**
to substitute 128KB CMOS RAM with battery back-up, add 600.00
for each additional 64KB NMOS STATIC RAM board, add 639.67
for each additional 64KB CMOS STATIC RAM board, add 988.64
for 50 Hz export power supply, add 30.00

NOTE: *UNIFLEX can not be used with 5" minifloppy drives.*

GIMIX has a wide variety of RAM, ROM, Serial and Parallel I/O, Video, Graphics, and other SS50 bus cards that can be added now or in the future. Phone or write for more complete information and brochure.

THE SUN NEVER SETS ON GIMIX USERS



GIMIX Systems are found on every continent, except Antarctica. (Any users there? If so, please contact GIMIX so we can change this.) A representative group of GIMIX users includes: **Government Research and Scientific Organizations** in Australia, Canada, U.K., and in the U.S.; NASA, Oak Ridge, White Plains, Fermilab, Argonne, Scripps, Sloan Kettering, Los Alamos National Labs, AURA. **Universities:** Carleton, Waterloo, Royal Military College, in Canada; Trier in Germany; and in the U.S.; Stanford, SUNY, Harvard, UCSD, Mississippi, Georgia Tech. **Industrial users** in Hong Kong, Malaysia, South Africa, Germany, Sweden, and in the U.S.; GTE, Becton Dickinson, American Hoechst, Monsanto, Allied, Honeywell, Perkin Elmer, Johnson Controls, Associated Press, Aydin, Newkirk Electric, Revere Sugar, HI-G/AMS Controls, Chevron. **Computer mainframe and peripheral manufacturers,** IBM, OKI, Computer Peripherals Inc., Qume, Floating Point Systems. **Software houses;** Microware, T.S.C., Lucidata, Norpak, Talbot, Stylo Systems, AAA, HHH, Frank Hogg Labs, Epstein Associates, Softwest, Dynasoft, Research Resources U.K., Microworks, Analog Systems, Computerized Business Systems.

TO ORDER BY MAIL

SEND CHECK OR MONEY ORDER OR USE YOUR VISA OR MASTER CHARGE. Please allow 3 weeks for personal checks to clear.

U.S. orders add $5 handling if order is under $200.00. Foreign orders add $10 handling if order is under $200.00.

Foreign orders over $200.00 will be shipped via Emery Air Freight COLLECT, and we will charge no handling. All orders must be prepaid in U.S. funds. Please note that foreign checks have been taking about 8 weeks for collection so we would advise wiring money, or checks drawn on a bank account in the U.S.. Our bank is the Continental Illinois National Bank of Chicago, account #73-32033 Visa or Master Charge also accepted.

GIMIX INC. reserves the right to change pricing and product specifications at any time without further notice.

are registered trademarks of GIMIX Inc.

FLEX AND Uniflex are trademarks of Technical Systems Consultants Inc. OS-9 is a trademark of Microware Inc. See their ads for other **GIMIX** compatible software

GIMIX Systems are chosen by the Pros because of quality, reliability and features.

GIMIX INC.

The Company that delivers
Quality Electronic products since 1975.

1337 WEST 37th PLACE, CHICAGO, IL 60609
(312) 927-5510 • TWX 910-221-4055

FEELING A LITTLE OVERWHELMED

WITH APPLESOFT?

B.E.S.T. Our original Applesoft Optimizer (AOPT) has now been enhanced to bring to the Applesoft programmer the most comprehensive set of software tools available today—B.E.S.T. The BASIC ENHANCED SOFTWARE TOOLS is a machine language program to aid in writing, analyzing, and debugging Applesoft Basic programs. B.E.S.T. will certainly increase programmer efficiency for improved productivity. B.E.S.T. offers: 1) Variable Cross-Reference, 2) Line number Cross-Reference, 3) A Complete Cross-Reference, 4) Optimize variable names with recognition of both short (two character/Applesoft standard) and long labels, 5) REM Optimizer—with an option to "protect" specified REM statements, 6) Line Optimizer to join short instruction lines of specified length, 7) Merging two programs, 8) Automatic line numbering, and 9) A powerful, yet easy to use Renumber function. Implementation of B.E.S.T. can reduce memory requirements by up to 50% and increase execution speed of Applesoft programs by up to 100%. B.E.S.T. is a low cost alternative to an Applesoft compiler.

B.E.S.T. requires a 48K Apple II/II+, Applesoft in ROM or Language card, and DOS 3.3..... **$40.00**

EDIT-SOFT. A powerful, yet affordable, line editor for Applesoft. Using EDIT-SOFT, you can drastically cut your programming time. EDIT-SOFT not only contains the standard line editor features like inserting or deleting characters, moving to a specific character, entry of lower case letters, going to the beginning or end of a line, and displaying control characters, but it also has the advanced features that will prove indispensable:

- AUTO LINE NUMBERING
- SPLICING two lines together
- AUTOMATIC CHARACTER COUNTER for quoted strings makes screen formatting a snap
- EDITING LINES as they are being TYPED
- A STATUS LINE keeps you constantly aware of which options are currently being used
- Up to TWENTY MACROS available at any time
- MACRO EDITING AT ANY TIME
- HELP PAGES available when needed

Compare the features of EDIT-SOFT to other line editors, then compare the price. No other line editor has so many features at such a reasonable price!

EDIT-SOFT requires 48K of RAM, Applesoft in ROM (language and RAM expansion cards are fine), and DOS 3.3. ONLY **$30.00**

APLUS. The original Structured Basic enhancement for Applesoft Basic. APLUS provides the tools that will increase your efficiency, simplify program rewriting, and make your program flow more understandable. No longer do you have to remember the line numbers of subroutines and procedures; instead, just "DO GRAPHIT" and APLUS does the rest. APLUS adds the following structured programming commands to Applesoft basic: WHEN..ELSE..FIN, UNTIL, WHILE, CASE, SELECT, and OTHERWISE. Multi-line IF..FIN statements are also supported. APLUS includes functions to output indented listings to clarify logic flow and converting source code to standard Applesoft commands.

Requires Applesoft, 32K of RAM, and DOS 3.3...Only **$25.00.**

BUILD USING. Do you have trouble printing charts, reports, or formatting numbers on the screen? If you do, BUILD USING can solve your problems. BUILD USING is a powerful Applesoft utility which provides a "print-using" type routine for numbers and strings. By creating simple "formats", you tell BUILD USING how to format the output. The output from BUILD USING are strings which may be printed, written to disk, saved for later usage, or even reformatted. With BUILD USING, you can choose how many digits should be displayed to the left and right of the decimal point, and even fill the leading positions with the character of your choice. For example, you can print the number '157.23' and '157.2' or '000157.230', or '****$157. AND 23/100 DOLLARS', or hundreds of other ways (including exponential formats). Working with strings is just as easy. Also included are three levels of error trapping, so you can correct numbers that cannot fit into your specified format.

Utilities like BUILD USING are usually difficult to use because they must be located in one memory location (usually between DOS and the DOS file buffers), they cannot be used with your favorite editor or other special routines. BUILD USING does not have this limitation, as it can be easily located in many different memory locations: 1) the "standard" between DOS and DOS file buffers, 2) at HIMEM, 3) APPENDED to your Applesoft program, or 4) anywhere else in memory. Appending BUILD USING to your program is as simple as EXECing a TEXT file. BUILD USING uses the "CALL" command thereby leaving the ampersand vector free for your own use.

BUILD USING requires Applesoft in ROM (Language cards are fine), DOS 3.3 and a minimum of 32K...Only **$30.00**

Sensible Software
6619 Perham Drive Dept. MO
West Bloomfield, Michigan 48033
(313) 399-8877

Please specify program desired.
Visa and Mastercard Welcome. Add $1.25 postage and handling per diskette.

See you at Boston Applefest '82 — Booth 324

• Applesoft is a registered trademark of APPLE Computer Company •

NO. 48 MAY 1982

MICRO™

THE 6502/6809 JOURNAL

STAFF

President/Editor-in-Chief
ROBERT M. TRIPP

Publisher
MARY GRACE SMITH

Senior Editor
LAURENCE KEPPLE

Editors
MARY ANN CURTIS
MARJORIE MORSE
TIM OSBORN
LOREN WRIGHT

Production Manager
PAULA M. KRAMER

Typesetting
EMMALYN H. BENTLEY

Advertising Manager
CATHI BLAND

Circulation Manager
CAROL A. STARK

Dealer Orders
LINDA HENSDILL

Comptroller
DONNA M. TRIPP

Bookkeeper
KAY COLLINS

Advertising
Sales Representative
KEVIN B. RUSHALKO
603/547-2970

Subscription/Dealer Inquiries
(617)256-5515

DEPARTMENTS

5 Editorial
6 Letterbox
33 Reviews in Brief
55 Microbes and Updates
89 Hardware Catalog
92 Software Catalog
99 6809 Bibliography
100 6502 Bibliography
103 Annual Index
107 Data Sheet
111 Advertiser's Index
112 Next Month in MICRO

MACHINE-LANGUAGE AIDS

9 **Memory Map Relocator** . . . . . *Preston R. Black*
Use this handy program to prevent your programs from being overwritten

13 **General BASIC to Machine Language Interface** . . *Christer Engstrom*
Allow better communication between BASIC and machine language

19 **Memory Moves with the 6502 and the MC6809** . . . . . *G. Walker and T. Whiteside*
Advantages of 6809's direct page addressing are discussed

APPLE PRINTER UTILITIES

37 **LISZT with Strings** . . . . . *L.H. Anderson, D. Cohen, R.F. Searle*
Turn Applesoft listings into easy-to-understand structured formats

48 **Apple Graphics for Okidata Microline 80** . . . . . *Charles F. Taylor*
Dump Apple hi-res screen graphics to Okidata printer

PET FEATURE

61 **Commodore and MICRO** . . . . . *Loren Wright*

63 **PET Memory Protector** . . . . . *Louis F. Sander, Victor H. Pitre*
Isolate 1K or more of memory from BASIC and resets

67 **Growing Knowledge Trees** . . . . . *David R. Heise*
Artificial intelligence represented in tree diagrams

84 **PET Menu and Tape Timer** . . . . . *Dale De Priest*
Advanced cassette control, extensive use of WAIT command

COLUMNS

25 **PET Vet** . . . . . *Loren Wright*
PET SCREEN editing

29 **From Here to Atari** . . . . . *James Capparell*
"Front Jacks" on the Atari 400 and 800

57 **The Single Life** . . . . . *Brad Rinehart*
HDE Disk BASIC

THE CHIEFTAIN™ 5¼-INCH WINCHESTER HARD DISK COMPUTER



**SO ADVANCED IN SO MANY WAYS . . .
AND SO COST-EFFECTIVE . . .
IT OBSOLETES MOST OTHER SYSTEMS
AVAILABLE TODAY AT ANY PRICE.**

● HARD DISK SYSTEM CAPACITY

The Chieftain series includes 5¼- and 8-inch Winchesters that range from 4- to 60-megabyte capacity, and higher as technology advances. All hard disk Chieftains include 64-k memory with two serial ports and DOS69D disk operating system.

● LIGHTNING ACCESS TIME

Average access time for 5¼-inch Winchesters is 70-msec, comparable to far more costly hard disk systems. That means data transfer ***ten-times faster*** than floppy disk systems.

The Chieftain Computer Systems:

Here are the Chieftain 6809-based hard disk computers that are destined to change data processing . . .

☐ **CHIEFTAIN 95W4**
4-megabyte, 5¼-inch Winchester with a 360-k floppy disk drive (pictured).

☐ **CHIEFTAIN 95XW4**
4-megabyte, 5¼-inch Winchester with a 750-k octo-density floppy disk drive.

☐ **CHIEFTAIN 98W15**
15-megabyte, 5¼-inch Winchester with a 1-megabyte 8-inch floppy disk drive.

☐ **CHIEFTAIN 9W15T20**
15-megabyte, 5¼-inch Winchester with a 20-megabyte tape streamer.

● 2-MHZ OPERATION

All Chieftains operate at 2-MHz, regardless of disk storage type or operating system used. Compare this to other hard disk systems, no matter ***how*** much they cost!

● DMA DATA TRANSFER

DMA data transfer to-and-from tape and disk is provided for optimum speed. A special design technique eliminates the necessity of halting the processor to wait for data which normally transfers at a slower speed, determined by the rotational velocity of the disk.

● RUNS UNDER DOS OR OS-9

No matter which Chieftain you select . . . 5¼- or 8-inch floppy, or 5¼- or 8-inch Winchester with tape or floppy back-up . . . they ***all*** run under DOS or OS-9 with ***no need*** to modify hardware or software.

● UNBOUNDED FLEXIBILITY

You'll probably never use it, but any Chieftain hard disk system can drive up to 20 other Winchesters, and four tape drives, with a single DMA interface board!

● SMOKE SIGNAL'S HERITAGE OF EXCELLENCE

This new-generation computer is accompanied by the same ***Endurance-Certified*** quality Dealers and end-users all over the world have come to expect from Smoke Signal. And support, software selection and extremely competitive pricing are very much a part of that enviable reputation.

20-Megabyte Tape Streamer Back-Up Option

Available with all Chieftain hard disk configurations. This cartridge tape capability provides full 20-megabyte disk back-up in less than five minutes with just one command, or copy command for individual file transfers. Transfers data tape-to-disk or disk-to-tape. Floppy back-up is also available in a variety of configurations.



Write or call today for details (including the low prices) on the Chieftain Series. . . and on dealership opportunities

SMOKE SIGNAL BROADCASTING®

**31336 VIA COLINAS
WESTLAKE VILLAGE, CA 91362
TEL (213) 889-9340**

Name _____

Company _____

Address _____

City _____ State _____ Zip _____

Telephone ( ) _____

About the Cover

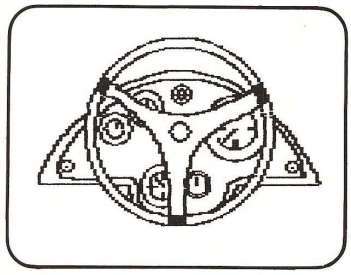

This month's cover gets MICRO off to a flying start at the races. Increasing software and hardware sophistication make simulations possible that put you in the driver's seat. The MIT Artificial Intelligence lab has produced a microcomputer-videodisk combination that lets you simulate a drive through Aspen, Colorado, seeing on TV just what you would see through your windshield if you were actually there.

The cover graphic was generated on an Apple Graphics Tablet, and the output was produced on an IDS Color Printer by Susan Maras at Computerland of Nashua, New Hampshire.

Cover photo: Betsey Bolton
Art Alive! Gallery
200 Merrimack St.
Lowell, MA

MICRO™ is published monthly by:
MICRO INK, Inc., Chelmsford, MA 01824
Second Class postage paid at:
Chelmsford, MA 01824 and additional mailing offices
USPS Publication Number: 483470
ISSN: 0271-9002

Send subscriptions, change of address, USPS Form 3579, requests for back issues and all other fulfillment questions to
MICRO
34 Chelmsford Street
P.O. Box 6502
Chelmsford, MA 01824
or call
617/256-5515
Telex: 955329 TLX SRVC
800-227-1617

Subscription Rates	*Per Year*
U.S.	$24.00
	2 yr. / $42.00
Foreign surface mail	$27.00
Air mail:	
Europe	$42.00
Mexico, Central America, Middle East, North Africa, Central Africa	$48.00
South America, South Africa, Far East, Australasia, New Zealand	$72.00

Copyright© 1982 by MICRO INK, Inc.
All Rights Reserved

MICRO™

Editorial

Present Shock

Turning on Commodore's new SuperPET is a startling experience. The system's introductory menu modestly offers access to: BASIC; Pascal; FORTRAN; APL; Assembly; and Monitor. Merely hit the appropriate key!

The development of the microcomputer is proceeding at breathtaking speed. A ferociously efficient combination of high technology, intense international competition, and ready venture capital is generating new hardware faster than society can absorb the old. How rapidly the aerospace industry progressed, we once thought, marvelling at the short span between Kitty Hawk and the Moon. But microcomputers are advancing much more swiftly. Incredibly, the arrival of the new SuperPET coincides with ongoing use of the KIM-1, a 1977 single-board system still covered by MICRO. As a special effect, such an eerie foreshortening of time belongs in a *Star Trek* episode, like Commodore's imagemaster, William Shatner.

As we admire the development of ever-more-sophisticated microcomputer hardware, we should remember that each new system requires of its users an enormous investment of time. A case in point: IBM's new Personal Computer. Announced last year to universal acclaim, the system almost entirely lacks software that exploits its 16-bit potential. While the software industry strains to fill the huge gap that appeared the day the Personal Computer was introduced, even more advanced machines are being developed.

We must learn to recognize how conservative we are with our most precious investment, time. Otherwise, costly mistakes will be hard to avoid. For example, those who promoted novel keyboard designs in hopes of replacing the standard QWERTY arrangement have convinced almost no one, the marketplace least of all. We have invested far too much time in learning QWERTY to leave it even for a significantly better keyboard design. The zeal with which microcomputer owners go on developing systems that are technological antiques should warn us that these systems, like QWERTY, will be with us for a long time to come. And as more and more new systems are introduced, sopping up more and more available time and energy, the gap between a new system's potential and the availability of resources to develop that potential seems likely to widen.

The solution to this problem is certainly not to stop building more advanced computers. The limits of the microelectronics revolution are not yet in sight, and we can look forward to ever more powerful microcomputers. What we must do is understand that the most important component in a working computer system — people — cannot fully process change at such a fast rate. Nor can we afford to discard huge investments of our time. Therefore, we must find ways to keep that investment on board. The SuperPET, for example, includes both the older 6502 and the newer 6809 processor, and can therefore run older as well as newer software. Radio Shack's recently announced Model 16 incorporates the even newer 68000 processor, yet also uses a Z-80. All older Model II software can still be used. In fact, it will even be possible to upgrade Model IIs with the 68000 board.

MICRO supports design decisions that make software compatible with different generations of a system. The same generation of people will be using many generations of computers. To stay in touch with us, the microcomputer revolution must be made compatible with the need imposed by human limits to use our time wisely.

This issue of MICRO spotlights Commodore's PET. Europe's most popular microcomputer, the PET is steadily attracting more American users. The program accompanying David Heise's feature article, "Growing Knowledge Trees," was written especially for the PET. However, the insight it offers MICRO readers into the concept of artificial intelligence makes it must reading for all.

Laurence Kepple

MICRO™

Letterbox

Dear Editor:

I would strongly recommend against your readers' taking, at face value, the comments made in your December 1981 Letterbox, "Atari Ad Attacked."

Mr. Kirby does not define "adapting." If Mr. Kirby takes an Atari program and makes a "similar" program, he may end up in the Austin court he mentions in his letter. The same rules apply to a computer program as to books, etc. It is not necessary to make a 100% duplicate in order to be found guilty of copyright infringement. For example, if he were to use an unusual approach or algorithm in only a part of his new "adapted" program (assuming that the Atari program itself makes it obvious that the contents are copyrighted), the remainder of the "adapted program" could be totally different, yet a copyright infringement could easily be regarded by the court as having occurred. Mr. Kirby will then be subject to a number of possible actions, ranging from criminal penalties, damages, court injunctions... or all of them.

A helpful publication, costing about $12.00, is "The Copyright Kit," published by the National Attorney's Publications, Inc., P.O. Box 150, East Setauket, N.Y. This book explains copyrighting in layman's terms and clears up the muddy waters created by December's "intellectual property law" expert.

Stephen C. Carpenter
Mondriaanstraat 14
3262 TH Oud-Beijerland
The Netherlands

Dear Editor:

Your magazine is a very good one. My opinion might be illustrated by my collection of your issues. I started reading your magazine in late 1979. I currently have 38 issues, one reprint collection covering six more issues, and am requesting a recently missed issue. When I receive this issue, I will have access to information from 45 of the 46 issues you have placed on the market at this time.

I own an Apple II with 48K of memory, an Applesoft language card, and one DOS 3.3 disk drive. I find your coverage of the Apple to be not only very large in quantity but fine in quality. I also get a lot of ideas from the articles dealing with the other 6502/6809 machines.

Are there any plans to publish articles which describe the other CPU boards which run in the Apple? Even though you are a 6502/6809 journal, an article describing how a 6502 works with a Z80, 6800, 6809, 8088, and other chips would be very interesting.

Also, are any of your readers familiar with the new MTU 6502 machine? I recently received some literature describing it and it isn't too far from a "dream machine" itself. It appears to have hardware 18-bit addressing (yes, 18 not 16) and great bit map graphics. It also has a very sophisticated operating system.

I do have one final problem: A few months back, you had an article which described an operating system for the 6809. I believe it was OS/9 or something similar. But I don't remember seeing a manufacturer's name or address (or price for that matter). Did I simply overlook these or were they missing? Could you re-supply them? Does this operating system come in a format for the Apple II's various 6809 boards?

Larry W. Virden
1207 Rosehill Rd., Apt. 104
Reynoldsburg, OH 43068

Editor's note: The MICRO staff is very interested in hearing from readers who have experience using any of these CPU boards. Since these boards use the 6502 to handle the I/O and other functions, it would be valuable to see how the two CPU's cooperate with each other. Possible areas of coverage could include how the dual CPU's deal with cycle stealing, address translations, interrupts, parameter passing, etc.

The OS-9 operating system is available for the MILL 6809 card through Stellation Two, P.O. Box 2342, Santa Barbara, CA 93120; (805) 966-1140.

Dear Editor:

I just finished reading the March issue of MICRO. As an OSI user (I have a C2-4P MF system) I wish to thank you for your editorial "Hello, OSI?" and also for making the March issue an OSI Feature.

Let's hope that the cover photo is not a group of OSI users watching the OSI personal computer division going up in flames.

After reading the notation about the cover photo, I looked through my collection of computer manuals and found a copy of the manual prepared by Professors J.G. Kemeny and T.E. Kurtz dated June 1965. A statement of interest in the manual is: "The language that you will use is BASIC (Beginner's All-purpose Symbolic Instruction Code) which is at the same time precise, simple, and easy to understand."

J. Edward Loeffler, Jr.
Elkins Lake, Box 278
Huntsville, TX 77340

Dear Apple Owners:

In conjunction with the release of The Graphics Magician and the updated Complete Graphics System II, Penguin Software is announcing a new policy with our applications software for the Apple. The Complete Graphics System II, Special Effects, and The Graphics Magician will all now be available on non-protected disks.

We've been torn between two points of view. As computer users, we appreciate the ability to have several working copies of our applications software, and even the ability to go in and modify the code, if desired. We'd use programs such as VisiCalc or DB Master for dozens of other applications if we could have them running off several separate disks and didn't have to guard our master copies with such extreme care. Disks are fragile; we handle thousands of them, and no disk is absolutely 100% error-proof. Being programmers also, occasionally we'd like to adapt a program slightly to our system or our needs. On locked disks, much of a software product's potential usage goes untapped. *(Continued)*

Letter Box *(Continued)*

But as publishers we've been drawn into the prevailing point of view that lack of copy protection means greatly decreased sales due to casual "piracy." This is not just a crazed overreaction; we've all been to user-group meetings, homes of acquaintances, and even some computer stores, where we've been aghast at the almost encouraging attitude toward copying copyrighted software, most of which took authors months, maybe years, to perfect. The real scare here is that many of us have decided to take a risk on a very new industry and trust our livelihoods to it. Suddenly, individuals out there become statistics, some of which say that for every non-protected program sold, there are at least a dozen "pirated" copies. Those kinds of numbers could really wreak havoc on paying the bills. Scary? Yes.

From these conflicting points of view, our desire to make a good product better won, but not by much over our fear of tampering with something that is already going well. Our policies, from pricing to support, have always been very consumer-oriented. Ultimately, it is from that viewpoint that we decided to go ahead with removing the protection. We feel that you, the consumer, are entitled to software as useful as possible for the money you spend. Our hope is that the added convenience will result in more sales, not fewer, and that the software market has matured to the point where people realize that the result of illegal copying is less convenience for everyone with all software. We hope that people will think twice before accepting copies from friends, and we hope to be able to continue this policy and start a new trend toward improved usability of all applications software. Please don't abuse our trust in you.

Mark Pelczarski, President
Penguin Software
1206 Kings Circle
West Chicago, IL 60185

Dear Editor:

It would be extremely helpful if some of your readers could direct me to sources for two items: 1) a program in BASIC or machine language for OSI, Apple II, TRS-80, or PET, to score Gymnastics Meets; 2) a 16K dynamic RAM (4116) board to add to OSI Superboard II.

I have been looking for both of these for some time and have had no luck.

Bro. Felix Neussendorfer
Monasterio San Antonio Abad
Box 729
Humacao, PR 00661

If you have comments you'd like to share with MICRO's readers, why not send a letter to the editor?

Editor
MICRO
Box 6502
Chelmsford, MA 01824

MICRO

560 DOTS/LINE

Double Density HGR

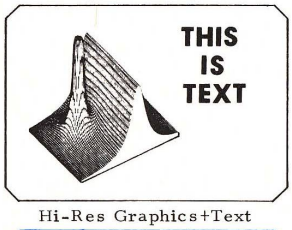

Hi-Res Graphics+Text



Lo-Res Graphics+Text

COSMOS SCREEN MIXER

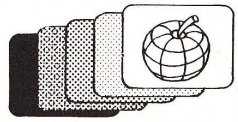

SCREEN MIXER is a set of three modules for APPLE-II. Just plug-in these modules to your Apple-II, and you will have the Apple-II with more features you could not expect till now----

SCREEN MIXER provides:

●The mixed screen of any two of screens available for the Apple-II. Please note that all of HGR, LGR and Text screen has two pages. The mixing is done with hardware, not like Hi-Res Text Generater Programs, thus you need no software and the scroll speed is not reduced. Also, you can scroll the text without any effect to the graphic patterns.

●The Double Density High Resolution Graphics. Yes, you can plot 580 dots in one line. You have only 280 dots in one line on ordinary Apple-II. (Software is required)

●One of the most advanced character display. Besides Normal and Inverse characters which are already built-in you will have the choice of Half-Intensity and Hilighted characters. And more, you may Over-Write or Over-Type any character to other character if you want to do so! (Software is included)



Highlight

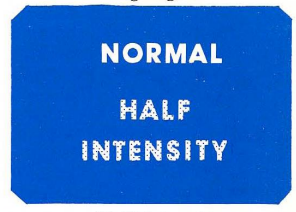

Half Intensity

Over Write

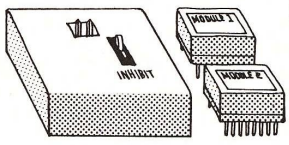

$60 MANUAL — $10.00, applied towards purchase.

COSMOS™ WORLD WIDE COMPUTER SUPER SHOP

Dealers inquiries invited.
For more information call or write to ASTAR INTERNATIONAL CO.
5676 FRANCIS AVE., CHINO, CA 91710 Phone 714-627-9887

Apple-II is a registered trademark of Apple Computer Inc.

A New Age Has Begun

SDS Presents "The Professional" Series

For the first time ever, three packages encompassing all major Apple operating systems:

- ASCII Express "The Professional"™ for Apple DOS
- P-Term "The Professional"™ for Apple Pascal
- Z-Term "The Professional"™ for Apple CP/M

FORGET EVERYTHING YOU'VE EVER HEARD ABOUT COMMUNICATIONS SOFTWARE.
SDS now offers three new communication packages like no others on the market today. These packages are designed to operate alike, to look alike, and to be completely conversive with each other. An operator familiar with any one of these packages can easily operate the other two with minimal instruction. Absolutely no other packages can equal these outstanding features:

- All three packages are totally conversive with each other. ANY type of file may be transferred completely error-free within these or compatible systems utilizing the Christensen Protocol.
- Transfers may also include any ASCII based dial-up host computer. These flexible transfer capabilities are made possible by a wide variety of send options unique to SDS software.
- Support of ALL Apple-compatible modems and ALL display systems including any 80-column board or external terminal; 40-column too.
- Terminal emulation — allows your 80-column board or external terminal to "emulate" screen control codes of other terminals. Ideal for screen-oriented editors or data bases.
- Fully unattended answer mode features password only access and error-free transfer of files, as well as standard ASCII transfer modes.
- All packages support up to 1200 baud. Z-Term and ASCII Express support up to 4800 baud when interrupt-driven.
- Greatly enhanced macro system now includes programmable "hand shaking" macros — entire log-on sequences may be automatically executed. Also, many internal program commands may be initiated from macro control. Multiple macro libraries may be stored for use with a variety of hosts.

A NEW STANDARD OF EXCELLENCE
"The Professional" series is so innovative and superior to other packages in the field that it is truly in a class by itself. Our comparison chart gives a detailed point-by-point analysis of these and other communication packages. Write for it. You'll be convinced — when it comes to communication software, SDS stands alone.

SDS
southwestern data systems™

P.O. Box 582-M
Santee, CA 92071
714-562-3670

CP/M is a trademark of Digital Research.
Apple is a trademark of Apple Computers, Inc.

Memory Map Relocator

by Preston R. Black

This short program relocates a previous memory map program. Thus, even your longest program won't be written over by the memory map program.

MEMORY MAP Relocator
requires:

Apple II

The MEMORY MAP program by Peter Cook (MICRO 36:45) is a very elegant way to assess memory usage by the Apple II computer. I have found this program to be particularly useful as a tool in program development. It gives me an up-to-date account of the size of my program and the space reserved for variable storage.

One of the drawbacks of the program is its location in memory ($3200). While this does not interfere with most of my programs, it is annoying to have to frequently reload a large program because parts of it have been written over by MEMORY MAP. This can be disastrous if the program you are developing has not been saved. Moreover, MEMORY MAP keeps reminding me that there is free space to use with my programs. Wouldn't it be great if MEMORY MAP were always loaded into that free space, leaving your program intact?

As Mr. Cook points out in his article, MEMORY MAP is not readily relocatable since there are frequent absolute references within the program. To relocate the program by hand would be most tedious. Obviously, a relocating loader for MEMORY MAP is what we need.

MEMORY MAP RELOCATOR is such a relocating loader. This program defines the free space in RAM and loads MEMORY MAP into that area. MEMORY MAP RELOCATOR then updates the relocated program to make it internally consistent and jumps to the beginning of the relocated program to run MEMORY MAP.

Memory Map Relocator

```
                ; **********************************
                ; *                                *
                ; *                                *
                ; *     MEMORY MAP RELOCATOR       *
                ; *             BY                 *
                ; *      PRESTON R BLACK MD        *
                ; *          MAY 1981              *
                ; *                                *
                ; *                                *
                ; *  THIS PROGRAM WILL RELOCATE    *
                ; *    THE MEMORY MAP PROGRAM      *
                ; *   WRITTEN BY PETER A. COOK     *
                ; *   (MICRO 36:45) TO RESIDE      *
                ; *  IN RAM WHERE THERE IS FREE    *
                ; *   SPACE AND WILL NOT WRITE     *
                ; *    OVER THE BASIC PROGRAM      *
                ; *       ALREADY IN MEMORY        *
                ; *                                *
                ; **********************************
                ;
                ; EQUATES
                ;
                NADDRL EPZ $06
                NADDRH EPZ $07
                NENDL  EPZ $08
                NENDH  EPZ $09
                BUFFL  EPZ $19
                DIFF   EPZ $1B
                BUFFH  EPZ $1C
                LENGTH EPZ $2F
                PROMPT EPZ $33
                PGENDL EPZ $AF
                PGENDH EPZ $B0
                OLDADL EPZ $32
                OLDADH EPZ $39
                PGPTRL EPZ $CA
                PGPTRH EPZ $CB
                RSTPG3 EQU $9E25
                RSTRTS EQU $9E30
                INSDS2 EQU $F88E
                COUT   EQU $FDED
                ;
                       ORG $300
                ;
0300 4C1303     START  JMP INIT
0303            ;
0303            ; THIS ROUTINE RESTORES PAGE THREE DOS POINTERS
0303            ; WHICH ARE WRITTEN OVER BY THIS ROUTINE
0303            ;
0303 A960       RSTORE LDA #$60          ; PLACE 'RTS' WHERE
0305 8D309E            STA RSTRTS        ; WE WANT IT BEFORE
0308 20259E            JSR RSTPG3        ; WE JUMP TO RESTORE ROUTINE
030B            ;
030B A9AD              LDA #$AD          ; RESTORE CHANGED DOS BYTE AND
030D 8D309E            STA RSTRTS        ; JUMP TO RELOCATED MEMORY MAP
0310 6C1900            JMP (BUFFL)
0313            ;
0313            ; THE TRUE BEGINNING OF THE PROGRAM
0313            ;
0313 A533       INIT   LDA $33           ; WHICH LANGUAGE?
0315 C9BE              CMP #">"          ; INTEGER BASIC?
0317 F00C              BEQ INIT1
0319 E6B0              INC PGENDH        ; NO, THEN ADD ONE TO H.O. BYTE
031B A5B0              LDA PGENDH        ; APPLESOFT EOP POINTER
031D 8507              STA NADDRH        ; TO MAKE SURE WE ARE OVER
031F 851A              STA BUFFL+1       ; THE PROGRAM
0321 C6B0              DEC PGENDH
0323 D009              BNE INIT2
0325 38         INIT1  SEC               ; YES, USE INTEGER BASIC
0326 A5CB              LDA PGPTRH        ; POINTERS
0328 E90C              SBC #$0C          ; ALLOW ENOUGH SPACE BELOW
032A 8507              STA NADDRH        ; PROGRAM FOR MEMORY MAP
```

(Continued)

How it Works

The first step in relocating MEMORY MAP is to define the area of free space in RAM. Both Applesoft and Integer BASIC have pointers to the end of the program stored in memory. Unfortunately, they are not the same bytes. In addition, programs are not stored the same way in the two languages. Applesoft begins storing programs at $801 and succeeding bytes are added above this. Integer BASIC begins storing programs at HIMEM and places all succeeding bytes below this. Thus, the pointers to the end of the program in the two languages must be treated differently.

For Applesoft we must load MEMORY MAP above the program already in memory. If we take the high order byte of the address of the end of the program and add one to it, we can be certain that we are above the program in memory. MEMORY MAP requires slightly less than $C00 bytes of memory if we include the area used by the printing routine. Therefore, in Integer BASIC we must go at least this far below the program to load MEMORY MAP. Otherwise we will overwrite the BASIC program already in memory.

During initialization of MEMORY MAP RELOCATOR we can determine the current language by checking which prompt is used. Appropriate adjustments must be made to the high order byte of the program end. We now have a starting address within the free space to place MEMORY MAP. Calculate the ending address of the relocated program by adding the length of MEMORY MAP to the new starting address.

Next load MEMORY MAP into the free area. This is done by constructing a string consisting of "BLOAD MEMORY MAP,A$xx00". The xx is the high order byte for the new starting address that we determined during initialization. But before we can place this number into our string, it must be converted into the ASCII representation of that number. This is done by first dividing the number into two nibbles (a nibble is equal to four bits) and converting the nibbles into the Apple ASCII code for the respective numbers. The Apple ASCII codes for the numbers from 0 to 9 are $B0 to $B9 respectively. Thus, to convert these numbers, we simply add $B0 to them. (The numbers $A to $F must have $B7 added to them to convert them into ASCII.) Once the numbers have been converted to ASCII, they are added to our string to complete it. We then use COUT ($FDED) to pass the string to DOS to be executed.

Memory Map Relocator *(Continued)*

```
032C 851A           STA BUFFL+1
032E 18       INIT2 CLC
032F 6906           ADC #$06          ; FIND END OF
0331 8509           STA NENDH         ; RELOCATED PROGRAM
0333 851C           STA BUFFH         ; AND SAVE IN BUFFERS
0335 A9E0           LDA #$E0
0337 8508           STA NENDL
0339 A900           LDA #$00
033B 8506           STA NADDRL
033D 8519           STA BUFFL
033F A507     BLOAD LDA NADDRH        ; TAKE H.O. BYTE OF NEW START
0341 290F           AND #$0F          ; LOOK AT L.O. NIBBLE
0343 C90A           CMP #$0A          ; IS IT <10
0345 9006           BLT BLOAD1
0347 18             CLC               ; NO, CONVERT TO ASCII
0348 69B7           ADC #$B7          ; FOR 'A'-'F'
034A 4C5003         JMP BLOAD2
034D 18       BLOAD1 CLC              ; YES, CONVERT TO ASCII
034E 69B0           ADC #$B0          ; FOR '0'-'9'
0350 A201     BLOAD2 LDX #$01
0352 9DF803         STA LOAD1,X       ;STORE IN STRING
0355 A507           LDA NADDRH
0357 4A             LSR               ; NOW LOOK AT H.O. NIBBLE
0358 4A             LSR               ; AND CONVERT TO ASCII
0359 4A             LSR               ; AND STORE IN STRING
035A 4A             LSR
035B C90A           CMP #$0A
035D 9006           BLT BLOAD3
035F 18             CLC
0360 69B7           ADC #$B7
0362 4C6803         JMP BLOAD4
0365 18       BLOAD3 CLC
0366 69B0           ADC #$B0
0368 CA       BLOAD4 DEX
0369 9DF803         STA LOAD1,X
036C BDE203   BLOAD5 LDA LOAD,X       ; USE COUT TO
036F F006           BEQ UPDATE        ; PASS BLOAD COMMAND TO
0371 20EDFD         JSR COUT          ; DOS WITH RELOCATING
0374 E8             INX               ; STARTING ADDRESS
0375 D0F5           BNE BLOAD5
0377 38       UPDATE SEC            ; FIRST FIND OFFSET
0378 A507           LDA NADDRH        ; BETWEEN ORIGINAL
037A E932           SBC #OLDADL       ; AND RELOCATED PROGRAM
037C 851B           STA DIFF          ; AND SAVE
037E A000     UPDAT1 LDY #$00
0380 B106           LDA (NADDRL),Y
0382 20BEF8         JSR INSDS2        ; FIND LENGTH OF
0385 A52F           LDA LENGTH        ; OP CODE
0387 AB             TAY
0388 C902           CMP #$02          ; IF < 3 THEN NEXT ONE
038A D01D           BNE UPDAT3
038C B106           LDA (NADDRL),Y    ; IF = 3 THEN
038E C932           CMP #OLDADL       ; SEE IF ADDRESS IS
0390 9017           BLT UPDAT3        ; WITHIN PROGRAM
0392 C939           CMP #OLDADH       ; BOUNDARIES
0394 B013           BGE UPDAT3        ; IF NOT, THEN
0396 C938           CMP #OLDADH-1     ; GOTO NEXT OP CODE
0398 D008           BNE UPDAT2
039A 88             DEY
039B B106           LDA (NADDRL),Y
039D C8             INY
039E C9E0           CMP #$E0
03A0 B007           BGE UPDAT3
03A2 18       UPDAT2 CLC            ; IF ADDRESS WITHIN PROGRAM
03A3 B106           LDA (NADDRL),Y    ; ADD OFFSET TO CHANGE
03A5 651B           ADC DIFF          ; TO RELOCATED ADDRESS
03A7 9106           STA (NADDRL),Y
03A9 C8       UPDAT3 INY
03AA 98             TYA
03AB 18             CLC
03AC 6506           ADC NADDRL        ; UPDATE TO NEXT
03AE 8506           STA NADDRL        ; OP CODE
03B0 9002           BCC UPDAT4
03B2 E607           INC NADDRH
03B4 38       UPDAT4 SEC
03B5 A508           LDA NENDL         ; END OF THE
03B7 E506           SBC NADDRL        ; RELOCATED PROGRAM?
03B9 A509           LDA NENDH
03BB E507           SBC NADDRH
03BD 9003           BCC UPDAT5
03BF 4C7E03         JMP UPDAT1        ; NO, CONTINUE UPDATE
03C2 A51C     UPDAT5 LDA BUFFH        ; YES, REPLACE $6F
03C4 A06F           LDY #$6F          ; WITH PROPER ADDRESS
03C6 9119           STA (BUFFL),Y
03C8                ;
03C8                ; NOW CORRECT THE ADDRESSES OF THE STARTING PAGES
03C8                ; FOR PRINTING THE MOVED TEXT PAGE
03C8                ;
03C8 A51C           LDA BUFFH
03CA 8509           STA NENDH
03CC A900           LDA #$00
03CE 8508           STA NENDL
```

Memory Map Relocator *(Continued)*

```
03D0 A0B3          LDY #$B3
03D2 18      UPDAT6 CLC
03D3 B108          LDA (NENDL),Y
03D5 651B          ADC DIFF
03D7 9108          STA (NENDL),Y
03D9 C8            INY
03DA C8            INY
03DB C0E0          CPY #$E0
03DD 90F3          BLT UPDAT6
03DF               ;
03DF               ; WHEN FINISHED RESTORE PAGE THREE POINTERS
03DF               ; BEFORE RUNNING RELOCATED MEMORY MAP
03DF               ;
03DF 4C0303        JMP RSTORE
03E2 8D8D84  LOAD  HEX 8D8D84
03E5 C2CCCF        ASC "BLOAD MEMORY MAP,A$"
03E8 C1C4A0
03EB CDC5CD
03EE CFD2D9
03F1 A0CDC1
03F4 D0ACC1
03F7 A4
03F8 0000B0  LOAD1 HEX 0000B0B08D00
03FB B08D00
03FE         LENTH EQU *-START
```

Once the program has been loaded into memory, we must update it to make internal calls consistent. The algorithm for this is as follows: First, the offset between the original program and the relocated program is calculated. This is the amount that must be added to the original addresses to make them compatible with the relocated program. Using the monitor routine INSDS2, we determine how many bytes are used by each op code. If the op code requires only one or two bytes, then any addressing will be relative and will not require updating. If, however, the op code is three bytes long, then all addresses used must be absolute.

We must also check to see if that address is within the boundaries of the original program (i.e., from $3200 to $38E0). If it is, then we add the offset to the high order byte. If it is not, we go to the next op code. We continue in this fashion until we reach the end of the relocated program. When the relocated program has been completely updated, an indirect jump to the beginning of the relocated program will run MEMORY MAP.

How to Use the Program

MEMORY MAP RELOCATOR resides on page three of memory. Since it is longer than $D0 bytes long, it overwrites important DOS vectors located on page three. To insure proper function of DOS after the program is run, a short routine to restore these pointers begins the program. It is placed at the beginning so it will not be destroyed while the pointers are restored.

The routine to restore the pointers makes use of the part of DOS which places the pointers onto page three during the bootstrap. I place an 'RTS' ($60) in the place that suits my purposes and restore the byte to what it was before performing the indirect jump to run MEMORY MAP.

Once the program has been entered and saved, BRUNning it will place MEMORY MAP into the available free space and run it. Remember that this program is written to run with a program named MEMORY MAP which is normally stored from $3200 to $32E0. With minor modifications, this program can be converted to run with a program beginning at any address, and of any length.

Please contact Mr. Black at 16 Durham St., Boston, MA 02115.

MICRO

"master diagnostics +plus"

Apple Computer Co. has provided you with the best equipment available to date. **master diagnostics +plus** will examine every functional operation of your computer, detect errors, and report any malfunctions. Besides the diagnostic's part of the analysis, **master diagnostics +plus** provides routines for complete internal and external maintenance of your computer, it's peripherals and monitor.

CALIBRATING THE DISK DRIVE SPEED is made simple and accurate. HEAD CLEANING is made even easier with our special head cleaning kit and programmed routine.

The forty page manual provides in depth help, trouble shooting guides, and detailed information on everything needed to diagnose and maintain the entire Apple II or Apple II+ computers and peripherals. ***It not only tells you what's wrong, but what to do about it.*** Our monitor routines are actual programmed tests, not just "test patterns". Absolute video clarity can be obtained with a little time and knowhow!

Our product sets the standard in Apple diagnostics and maintenance. We are proud to say that it is being used by hundreds of colleges and technical schools world wide. Fortune five-hundred companies and even Apple dealers have been using our product for over one year and we have received nothing but praise for the thoroughness, ease of use, and technical guidance from our product.

Price:

master diagnotics $49.95

master diagnostics +plus $69.95

REQUIRES: 48K, FP IN ROM
1 DISK DRIVE, DOS 3.3

Our unlimited warranty insures the diagnostic's diskette against any reasonable mis-hap.

©NIKROM
Technical Products, Inc.
25 PROSPECT STREET • LEOMINSTER, MA 01453

APPLE is Registered Trademark of Apple Computer Co. MICROMODEM II is Registered Trademark of D.C. HAYES

THE TESTS INCLUDE:

- MOTHERBOARD ROM TEST
- APPLESOFT CARD ROM TEST
- INTEGER CARD ROM TEST
- MOTHERBOARD RAM TESTS
- PARALLEL CARD PROM TESTS
- DISK DRIVE SPEED CALIBRATION
- DISK HEAD READ/WRITE TEST
- DISK WRITE PROTECT SWITCH TEST
- DISK DRIVE HEAD CLEANING ROUTINES
- DISK DRIVE MAINTENANCE
- DC HAYES MICROMODEM II TEST (EPROM & HARDWARD)
- MONITOR SKEWING TESTS
- MONITOR & MODULATOR CALIBRATION
- MONITOR TEXT PAGE TEST
- MONITOR TEST PATTERN
- MONITOR & TV YOKE ALIGNMENT
- LO-RES COLOR TESTS
- HI-RES COLOR TESTS
- RANDOM HI-RES COLOR GENERATOR
- LISSAJOUS PATTERNS
- SPEAKER FUNCTION TESTS
- SQUARE WAVE MODULATION
- PADDLE & SPEAKER TESTS
- PADDLE & BUTTON TEST
- PADDLE DRIFT TEST
- INTERNAL MAINTENANCE
- GENERAL MAINTENANCE
- ON BOARD HELP
- 40 PAGE PROCEDURE MANUAL

the +plus

master diagnotics +plus provides everything needed to maintain your computer. The entire package is housed in our own patented, molded diskette case to protect against static electricity, x-ray and other contaminants.

Included in the kit is:

- THE MASTER DIAGNOSTICS DISKETTE
- PROCEDURE MANUAL
- HEAD CLEANING KIT WITH TWO HEAD CLEANING DISKETTES
- BOTTLE OF CRT SCREEN CLEANER
- BOTTLE OF COMPUTER HOUSING CLEANER
- CHAMOIS TIPPED WANDS WHICH ARE SPECIALLY DESIGNED FOR LINT-FREE & STATIC-FREE CLEANING ANY PART OF THE MACHINE, INTERNAL & EXTERNAL

ORDER TOLL-FREE ANYTIME • *Dealer Inquiries Invited*

C.O.D., Master Charge & Visa users call: 1-800-835-2246
Kansas Residents call: 1-800-362-2421
Add: $2.50 for shipping - USA. FOREIGN: $5.00

Note: "BRAIN SURGEON" owners may update to master diagnostics +plus. Return your diskette with $24.95 plus $2.50 shipping.

HDE inc.

BOX 120
ALLAMUCHY, N.J. 07820
201-362-6574

HUDSON DIGITAL ELECTRONICS INC.

THE TASK* MASTERS

HDE supports the *TIM, AIM, SYM and KIM (TASK) with a growing line of computer programs and peripheral components. All HDE component boards are state-of-the-art 4½" x 6½", with on board regulation of all required voltages, fully compatible with the KIM-4 bus.

OMNIDISK 65/8 and 65/5
Single and dual drive 8" and 5¼" disk systems. Complete, ready to plug in, bootstrap and run. Include HDE's proprietary operating system, FODS (File Oriented Disk System).

DM816-M8A
An 8K static RAM board tested for a minimum of 100 hours and warranted for a full 6 months.

DM816-UB1
A prototyping card with on-board 5V regulator and address selection. You add the application.

DM816-P8
A 4/8K EPROM card for 2708 or 2716 circuits. On board regulation of all required voltages. Supplied without EPROMS.

DM816-CC15
A 15 position motherboard mounted in a 19" RETMA standard card cage, with power supply. KIM, AIM and SYM versions.

DISK PROGRAM LIBRARY
Offers exchange of user contributed routines and programs for HDE Disk Systems. Contact Progressive Computer Software, Inc. for details.

HDE DISK BASIC
A full range disk BASIC for KIM based systems. Includes PRINT USING, IF . . . THEN . . . ELSE. Sequential and random file access and much more. $175.00

HDE ADVANCED INTERACTIVE DISASSEMBLER (AID)
Two pass disassembler assigns labels and constructs source files for any object program. Saves multiple files to disk. TIM, AIM, SYM, KIM versions. $95.00

HDE ASSEMBLER
Advanced, two pass assembler with standard mnemonics. KIM, TIM, SYM and KIM cassette versions. $75.00 ($80.00 cassette)

HDE TEXT OUTPUT PROCESSING SYSTEM (TOPS)
A comprehensive text processor with over 30 commands to format and output letters, documents, manuscripts. KIM, TIM and KIM cassette versions. $135.00 ($142.50 cassette)

HDE DYNAMIC DEBUGGING TOOL (DDT)
Built in assembler/disassembler with program controlled single step and dynamic breakpoint entry/deletion. TIM, AIM, SYM, KIM AND KIM cassette versions. $65.00 ($68.50 cassette)

HDE COMPREHENSIVE MEMORY TEST (CMT)
Eight separate diagnostic routines for both static and dynamic memory. TIM, AIM, SYM, KIM and KIM cassette versions. $65.00 ($68.50 cassette)

AVAILABLE DIRECT OR FROM THESE FINE DEALERS:

Progressive Computer Software
405 Corbin Road
York, PA 17403
(717) 845-4954

Johnson computers
Box 523
Medina, Ohio 44256
(216) 725-4560

Falk-Baker Associates
382 Franklin Avenue
Nutley, NJ 07110
(201) 661-2430

Perry Peripherals
P.O. Box 924
Miller Place, NY 11764
(516) 744-6462

Lux Associates
20 Sunland Drive
Chico, CA 95926
(916) 343-5033

Laboratory Microcomputer Consultants
P.O. Box 84
East Amherst, NY 14051
(716) 689-7344

BASIC to Machine Language Interface

by Christer Engstrom

Since the AIM lacks a SYS or CALL function, it is difficult to communicate between BASIC and machine language. This interface routine makes the USR(W) function more flexible and allows entry of the machine language address directly in hexadecimal through the BASIC variable AD%.

Interface
requires:

AIM with 4K
BASIC
AIM Assembler

I own an AIM with 4K RAM and BASIC and assembler ROMs. The BASIC interpreter is slow, but the machine itself is very fast. Furthermore, there is a lack of cooperation between BASIC and machine language. The only way to jump out from BASIC to execute other code in memory, is to use the USR(W) command. This command lets you jump to a subroutine whose address is given in locations $04 and $05, and also pass a floating point value in locations $B1 - $B6.

A frequent use of this method results in many POKEs, which are done byte-by-byte in decimal. This is not good for readability. I think we need an easier way to jump out, a better way to define where to jump, and a method to pass parameters. We need a general interface.

The best way to define an address is with (ASCII) hex characters. Here's my solution to the problem: every time BASIC executes the USR(W) command, the machine enters the general interface. The integer AD% is supposed to contain the address to jump to, in high-low order. The interface scans the variable table and searches for AD% (which in the machine is interpreted as $C1C4 — ASCII of 'A' and 'D', each ORed with $80). If it is found and contains an address > $00FF, the interface converts the value W specified in the USR(W) statement, to a signed binary value in locations $AC to $AD (subroutine $BEFE).

Next it loads the byte at location $AD (LSB of the value) into the accumulator, and jumps to the subroutine. On returning from the subroutine, the accumulator is stored into $AD, and the signed binary value in $AC-$AD is converted back to the floating-point register (subroutine $C0D). Finally, a return to BASIC is made.

Examples

1. You want to jump to a subroutine at location $0400.

```
10 AD% = X"0400"
20 L = USR(0)
```

2. Take advantage of the monitor routine at location $E97A. Don't forget that the accumulator must be loaded with a value:

```
10 AD% = X"E97A"
20 L = USR(A)
```

I know, you're thinking that the X"0400" and the X"E97A" are not conforming to general BASIC syntax. But AD% = 1024 and AD% = −576 are! So what we now need is a way to translate all X".." expressions to their decimal equivalents before execution. That is done by the hex converter. If the general interface doesn't find AD% or if AD% is zero, all X".." and Z".." expressions are converted to decimal.

You can see that the hex converter is entered *via* the general interface. This means that it is easy to modify the interface so that it can execute more functions (with a function code in AD%). You may even want to modify the whole interface. Maybe it is better when used this way:

```
10 AD$ = "E97A"
20 L = USR(A)
```

Let's get back to the hex converter. If you want to assign an unsigned value > $7FFF to a BASIC Integer, you must consider this: the interval $8000 to $FFFF equals the decimal interval −32768 to −1. This means that $8000 = −($10000 - $8000) = −(65536 -32768) = −32768.

We don't always want to translate the hex string to a signed value, so another type must be defined. This leads us to two different syntaces. To get a signed decimal value, precede the hex string in quotes with an X. For positive (unsigned) values, use a Z instead.

Example 3:

```
X"9000" = −(65536 - 36864)
        = −28672 BUT
Z"9000" = 36864
```

If you define an address, use the X type. Note that only the program part, not the variable part, is hex-converted. Also note that the string within the quotes must consist only of the hex characters (0 - 9, A - F), and have a length of 0 - 4 characters. Left-fill with zeroes is done automatically. For example:

```
10 L = USR(X"A")
20 A = X"CC"/B
```

After hex conversion,

```
10 L = USR(0010)
20 A = 00204/B
```

no compression is done. The string beginning with X or Z is replaced by a decimal value of the same length. If the hex string is not enclosed within quotation marks, BASIC will attempt to interpret some strings to function codes during input phase; "DEF" for example.

Program Description: The Interface

In my version, the interface consists of two parts: the interface and the hex converter. Since only relative branches are made, both parts are relocatable. The interface and the hex conversion need

not cooperate — simply remove one of them. In my version, the interface must know the real start addresses of functions it should handle. The BASIC input buffer ($14 - $50) is used as a work area. The interface starts with a lookup of the variable table.

Here are some valuable points:

1. The start address for the table is in locations $75 and $76.

2. An integer variable name has $80 added to the first and second character of its name (thus making AD% = $C1C4, not $4144).

3. Every entry in the table consists of seven bytes, the first two for its name.

4. An integer variable has its value (signed) in the two bytes following the name.

5. "End-of-table" is flagged by $AA in the first location of an entry.

Here is a description of what is done at each label:

ENTRY—Stores the address of the variable table start in a work area.

SCAN—A search for $C1C4 or end-of-table is done.

NEW—Get address for next entry, scan again.

CHECK—Tests value in leftmost byte of integer AD%.

JUMP—Jumps to subroutine after floating point conversion. At return, converts integer back to floating point array.

OUT—Clears A,X,Y registers and returns back to BASIC.

FUNC—Jumps to functions by testing the rightmost byte of AD%. Invalid functions are ignored.

FUNC..—The functions.

Hex Converter

This is a fairly long and space-consuming part; the readability is worth more than smart programming.

1. A scan for all strings beginning with X" and Z" is done in the program part (page "CHECK PROG").

2. If such a string is found, and the rest of it conforms to the above given syntax, it is converted to the decimal equivalent (pages "MOVE RIGHT JUST" and "STRING TO HEX").

3. If it is an X" string with a value > = 32768, a sign-conversion (see example 3) is done (page "SIGN CONVERSION").

4. Finally, the converted value is edited back to the program (pages "EDIT NOW" and "MOVE TO PROG").

5. When the program part is scanned through, a return to the interface is done (page "MAIN LOOP").

Conclusion

We now have an extended and more flexible way to use BASIC with the rest of the machine. Even some monitor routines can be used without specially written routines. The hex converter allows us to specify constants in hexadecimal mode. This method also cooperates better with the rest of the machine. Finally, the interface can help during the editing of a program (function codes could be used).

Please address the author at Gotlandsgatan, 71A, 2½ TR, S-11638, Stockholm, Sweden.

Olympic Sales Company

SERVING YOU SINCE 1947

Main Showroom & Offices:
216 South Oxford Avenue
Los Angeles, CA 90004

WE HONOR
VISA and MASTERCHARGE

TELEX: 67 34 77

ORDER DESKS open 7 Days a Week!
7:00 AM to 7:00 PM Mon thru Sat
Sunday Noon to 5:00 PM
Order Desks: (213) 739-1130

TOLL-FREE (outside Calif.) 800-421-8045
TOLL-FREE (within Calif.) 800-252-2153

NO ONE UNDERSELLS OLYMPIC SALES

Write & request our new 112 pg catalog-please include $1.00 to defray postage & handling-includes many more items-from TV's to Watches!

All goods subject to availability; this ad supersedes all previous ads; we are not responsible for typographical errors; we will meet or beat any advertised prices if the competition has the goods on hand.
Minimum shipping and handling $4.95.
All orders subject to verification and acceptance.

apple computer

We are an authorized servicing Apple dealer for Apple II & III
Immediate delivery on all models—we carry an enormous inventory of Apple products at all times!

Immediate delivery
16K–32K–48K–64K–Plus or Integer in stock!
NEW, IMPROVED APPLE III 128K VERSION



Large Inventory of:
Disk with controller DOS 3.3
Second Disk Drives
Pascal–Fortran–Cobol languages
Dow Jones & Quote reporter
Graphics Tablets
Visicalc for Apple II & III
Smarterm 80 column card
Micromodem II by DC Hayes
and more. . .

ATTENTION: Immediate delivery
WE ALSO CARRY SOFTWARE!
Personal Software
Peach Tree Software
Microsoft
Micropro
Innovative
American
System Plus
and more. . .

NOW IN STOCK!

HEWLETT PACKARD
2 NEW DELUXE CALCS FROM HP!
Slim, shirt-pocket styling

		Your Cost:
NEW! HP-11C Advanced Programmable Scientific LCD	Retail: $130.00	$114.95
NEW! HP-12C Advanced Programmable Financial LCD	Retail: $150.00	$129.95

	Retail	Your Cost
HP-125 New Microcomputer 64K CPU/Terminal/Keyboard	3750.00	3195.00
HP-85 Microcomputer–built-in printer/monitor	3250.00	2499.00
HP-83 Microcomputer–built-in monitor	2250.00	1799.00
HP-2631B Printer, dot mtrx (ask for optns)	3950.00	3199.00
HP82905A 80 col printer, dot matrix	945.00	755.00
HP-2601A Letter quality prter, daisy wheel		3495.00
HP-82901M Dual master (256KB disk drive)	2500.00	1999.00
Call us for the lowest prices on 7 disk drives	Call us	Call us
HP-41CV New! 2.2K bytes of memory	325.00	256.00
Card Reader for 41CV	215.00	171.00
Printer for 41CV	385.00	294.00
Quad Ram	95.00	84.95
Optical Wand for 41CV	125.00	99.95
HP-41C Calculator	250.00	188.95
Memory mod. for 41C		26.95
HP-97 Progrmble printer	750.00	579.95
HP-34C Progrmble scientific	150.00	117.95
HP-38C Progrmble business R/E	150.00	119.95

We have the complete line of accessories, etc.

XEROX
Model 820-1 (5¼") 8" $3750.00
64K COMPUTER & WORD PROCESSOR
AS LOW AS $2995.00
Special discount available to Schools & Institutions—Inquire! Required software add'l.

NEW–FAMOUS CORVUS DISK DRIVES–5, 10, 20 MEGABYTES with fantastic new OMNINET Network
Call us for the best prices in the USA! System

Texas Instruments
New–1982 Model with Home Computer full typewriter-style keyboard, TI-99/4A U/L case & more!
New KEYBOARD $369.95 Retail $950.00 Your Cost $369.95

New keyboard

	Retail	Your Cost
10" color monitor for 99/4	650.00	319.95
32K Exp. mem. module	399.95	314.95
Extended Basic, a MUST for 32K module	100.00	75.00
Speech synthesizer	150.00	129.95

We carry a large inventory of software, & accessories Your Cost

TI-30-2 LCS Stu Slide NEW	18.95
TI-35SP LCD SCIENTIFIC	22.50
TI-40 LCD Sci/NEW	28.95
TI-57 Prog. Scientific	39.95
TI-58C 480 Step. Prog.	89.95
TI-59 960 Step. Prog.	179.95
PC-100C Print/Plot	149.95
LCD-Programmer/NEW	59.95

ATARI Computer Large inventory of periphls, access. etc.

	Retail	Your Cost
400 SPECIAL PRICE! 16K No language inc., opt'l basic,	595.00	339.95 54.95
800 16K Computer SPECIAL!	1080.00	759.95
ATARI 800 48K Computer	1250.00	869.95

OHIO SCIENTIFIC
C8PDF–48K Retail:$3495.00 Y/C: $3195.00
• Dual 8" Drives • 64 col x 32 line/color
• .7 MIPS – *FAST!* • Many more stnd features
Fortran & Pascal available
Many other OSI products–at discounted prices

PRINTERS

• DIABLO (Letter Quality)	Retail	Your Cost
630 R102 bi-directnal/tractors	2965.00	2699.00
1640K109 keyboard, tractors	3072.00	2899.95
630 RO Receive only	2710.00	2499.95
1650K136 keyboard/tractors	3220.00	2999.95
• CENTRONICS dot matrix		
700-9 Parallel, heavy duty	1460.00	1199.95
704-9 Serial, heavy duty	1795.00	1599.95
737-1 Parallel	995.00	799.95
737-3 Serial	1045.00	899.95
704-11 Parallel	1870.00	1695.00
P-1 Electrostatic	495.00	189.95
• PAPER TIGER		
460	995.00	895.00
460G graphics	1094.00	969.95
560	1295.00	1099.00
560G graphics	1394.00	1195.00
445	795.00	695.00
445G	894.00	789.00

EPSON PRINTERS	Retail:	Your Cost
MX80	645.00	539.95
Optional Graftrax Chip 80		95.00
MX80 FT	745.00	659.95
MX80 + GRAFTRAX 80	695.00	579.95
MX80 FT + GRAFTRAX 80	795.00	689.95
MX100	995.00	789.95

WE ALSO HAVE . . . • NOVATION Modems	Retail	Your Cost
CAT	199.95	159.95
D-CAT	199.95	159.95
APPLE-CAT Direct connect	349.95	314.95

SANYO MONITORS High resolution		
13" Color (new) high quality	550.00	419.95
12" Green phosphorous	360.00	259.95
12" Black & white	340.00	239.95
15" Black & white	370.00	259.95
9" Black & white (the best seller)	235.00	169.95

AMDEK(Leedex) High Quality Monitors

100	12" B/W, 12 MHz	179.00	139.95
100-G	12" Green, 12 MHz	199.00	174.95
300-G	12" Green. 18 MHz	249.00	199.95
Color I	13" Color, NTSC comp. input, audio amp & speaker	449.00	339.95
Color II	13" Color, RBG input, hi res graphics, speaker	999.00	699.95

• HAZELTINE Video Display Terminals
• SHUGART Disk Drives
• DEC VT100 & VT103
Call us for your DISCOUNTED price TODAY!

NEW! From TI–Series 10 Personal Information Terminal *Retail* 995.00 *Your Cost* 795.00

Listing 1: **The Interface**

```
                        ;************************
                        ;*                      *
                        ;*    BASIC INTERFACE   *
                        ;*                      *
                        ;* BY CHRISTER ENGSTROM *
                        ;*                      *
                        ;************************
                        ;
                        ;       ORG $F81
0F81 A675               ENTRY   LDX $75
0F83 8614                       STX $14
0F85 A676                       LDX $76
0F87 8615                       STX $15
0F89 A000               SCAN    LDY #$00
0F8B B114                       LDA ($14),Y
0F8D C9AA                       CMP #$AA
0F8F F051                       BEQ FUNC0
0F91 C9C1                       CMP #$C1
0F93 D007                       BNE NEW
0F95 C8                         INY
0F96 B114                       LDA ($14),Y
0F98 C9C4                       CMP #$C4
0F9A F010                       BEQ CHECK
0F9C 18                 NEW     CLC
0F9D A514                       LDA $14
0F9F 6907                       ADC #$07
0FA1 8514                       STA $14
0FA3 A515                       LDA $15
0FA5 6900                       ADC #$00
0FA7 8515                       STA $15
0FA9 18                         CLC
0FAA 90DD                       BCC SCAN
0FAC C8                 CHECK   INY
0FAD B114                       LDA ($14),Y
0FAF F025                       BEQ FUNC
0FB1 20FEBE             JUMP    JSR $BEFE
0FB4 A94C                       LDA #$4C
0FB6 8516                       STA $16
0FB8 A002                       LDY #$02
0FBA B114                       LDA ($14),Y
0FBC 8518                       STA $18
0FBE C8                         INY
0FBF B114                       LDA ($14),Y
0FC1 8517                       STA $17
0FC3 A5AD                       LDA $AD
0FC5 201600                     JSR $0016
0FC8 85AD                       STA $AD
0FCA A5AC                       LDA $AC
0FCC A4AD                       LDY $AD
0FCE 20D1C0                     JSR $C0D1
0FD1 A900               OUT     LDA #$00
0FD3 A8                         TAY
0FD4 AA                         TAX
0FD5 60                         RTS
0FD6 C8                 FUNC    INY
0FD7 B114                       LDA ($14),Y
0FD9 C900                       CMP #$00
0FDB F005                       BEQ FUNC0
0FDD C901                       CMP #$01
0FDF F007                       BEQ FUNC1
0FE1 60                         RTS
0FE2 20000E             FUNC0   JSR $0E00
0FE5 18                         CLC
0FE6 90E9                       BCC OUT
0FE8 EA                 FUNC1   NOP
0FE9 18                         CLC
0FEA 90E5                       BCC OUT
```

Listing 2: **Hexadecimal Converter**

```
                        ;************************
                        ;*                      *
                        ;*     HEX CONVERTER    *
                        ;*                      *
                        ;* BY CHRISTER ENGSTROM *
                        ;*                      *
                        ;************************
                        ;
                        ;       ORG $0E00
0E00 A573               START   LDA $73
0E02 8514                       STA $14
0E04 A574                       LDA $74
0E06 8515                       STA $15
0E08                    ;
0E08                    ;START LOOP IN PROG
0E08                    ;
0E08 A515               LOOP    LDA $15
0E0A C576                       CMP $76
0E0C 3007                       BMI GO
0E0E A514                       LDA $14
0E10 C575                       CMP $75
0E12 3001                       BMI GO
0E14 60                         RTS
0E15                    ;
0E15 20280E             GO      JSR SUBR
0E18 18                         CLC
0E19 A514                       LDA $14
0E1B 6901                       ADC #$01
0E1D 8514                       STA $14
0E1F A515                       LDA $15
0E21 6900                       ADC #$00
0E23 8515                       STA $15
0E25 18                         CLC
0E26 90E0                       BCC LOOP
0E28                    ;
0E28                    ;CHECK PROGRAM
0E28                    ;
0E28 D8                 SUBR    CLD
0E29 A000                       LDY #$00
0E2B A958                       LDA 'X
0E2D D114                       CMP ($14),Y
0E2F F006                       BEQ CONT
0E31 A95A                       LDA 'Z
0E33 D114                       CMP ($14),Y
0E35 D037                       BNE NEXT
0E37                    ;
0E37 8516               CONT    STA $16
0E39 A922                       LDA '"
0E3B C8                         INY
0E3C D114                       CMP ($14),Y
0E3E D02E                       BNE NEXT
0E40 A230                       LDX '0
0E42 8618                       STX $18
0E44 8619                       STX $19
0E46 861A                       STX $1A
0E48 861B                       STX $1B
0E4A A200                       LDX #$00
0E4C 8634                       STX $34
0E4E A218                       LDX #$18
0E50 8633                       STX $33
0E52 EA                         NOP
0E53                    ;
0E53 C8                 IN      INY
0E54 B114                       LDA ($14),Y
0E56 C922                       CMP '"
0E58 F015                       BEQ UT
0E5A C006                       CPY #$06
0E5C F010                       BEQ NEXT
```

(Continued)

Listing 2 *(Continued)*

```
0E5E C930              CMP '0
0E60 300C              BMI NEXT
0E62 C93A              CMP #$3A
0E64 30ED              BMI IN
0E66 C941              CMP 'A
0E68 3004              BMI NEXT
0E6A C947              CMP 'G
0E6C 30E5              BMI IN
0E6E                ;INVALID/NO STRING
0E6E 60             NEXT   RTS
0E6F                ;
0E6F                ;MOVE RIGHT JUST
0E6F                ;
0E6F 8417           UT     STY $17
0E71 A203              LDX #$03
0E73 8636              STX $36
0E75 8435              STY $35
0E77 C635           IN2    DEC $35
0E79 A435              LDY $35
0E7B B114              LDA ($14),Y
0E7D C922              CMP '"
0E7F F009              BEQ UT2
0E81 A436              LDY $36
0E83 9133              STA ($33),Y
0E85 C636              DEC $36
0E87 18                CLC
0E88 90ED              BCC IN2
0E8A                ;
0E8A                ;STRING TO HEX
0E8A                ;
0E8A A003           UT2    LDY #$03
0E8C B133           UT2A   LDA ($33),Y
0E8E 207DEA            JSR $EA7D
0E91 9133              STA ($33),Y
0E93 88                DEY
```


POWER TO YOUR AIM

Treat your AIM to a quality power supply:

1. Designed to Rockwell's specifications for the AIM-65 (5 volts at 2 amps, regulated; 24 volts, .5 amps avg., 2.5 amps peak, unregulated).

2. *Overvoltage protection* to protect the expensive circuits in your AIM (5 volt output).

3. Handsome all metal case (two tone blue).

4. Fuse (externally accessible), switch, pilot light, line cord, cable from power supply to AIM — all included.

5. Conservative thermal design for long life.

$64.95 ppd. (continental U.S.)

CA residents add 6 % sales tax.
VISA/MC, cashier's or registered check.
Personal check (allow 2 weeks to clear).

CompuTech
Box 20054
Riverside, CA 92516

Listing 2 *(Continued)*

```
0E94 10F6              BPL UT2A
0E96                ;START COUNT LOOP
0E96 A200              LDX #$00
0E98 8622              STX $22
0E9A 8623              STX $23
0E9C 8624              STX $24
0E9E F8                SED
0E9F A940              LDA #$40
0EA1 8525              STA $25
0EA3 A996              LDA #$96
0EA5 8526              STA $26
0EA7 A518              LDA $18
0EA9                ;TEST BIT 1
0EA9 C908              CMP #$08
0EAB 300D              BMI NOMI
0EAD A516              LDA $16
0EAF C958              CMP 'X
0EB1 D007              BNE NOMI
0EB3 A9A5              LDA #$A5
0EB5                ;FLAG < 0
0EB5 8516              STA $16
0EB7 18                CLC
0EB8 9004              BCC IN3
0EBA A930           NOMI   LDA '0
0EBC                ;FLAG >= 0
0EBC 8516              STA $16
0EBE C618           IN3    DEC $18
0EC0 3005              BMI UT3
0EC2 20F60E            JSR ADD
0EC5 90F7              BCC IN3
0EC7 A902           UT3    LDA #$02
0EC9 8525              STA $25
0ECB A956              LDA #$56
0ECD 8526              STA $26
0ECF C619           IN4    DEC $19
0ED1 3005              BMI UT4
0ED3 20F60E            JSR ADD
0ED6 90F7              BCC IN4
0ED8 A900           UT4    LDA #$00
0EDA 8525              STA $25
0EDC A916              LDA #$16
0EDE 8526              STA $26
0EE0 C61A           IN5    DEC $1A
0EE2 3005              BMI UT5
0EE4 20F60E            JSR ADD
0EE7 90F7              BCC IN5
0EE9 A901           UT5    LDA #$01
0EEB 8526              STA $26
0EED C61B           IN6    DEC $1B
0EEF 301A              BMI UT6
0EF1 20F60E            JSR ADD
0EF4 90F7              BCC IN6
0EF6                ;ADD TO RESULT
0EF6 18             ADD    CLC
                    ;ADD TO RESULT
0EF7 A524              LDA $24
0EF9 6526              ADC $26
0EFB 8524              STA $24
0EFD A523              LDA $23
0EFF 6525              ADC $25
0F01 8523              STA $23
0F03 A522              LDA $22
0F05 6900              ADC #$00
0F07 8522              STA $22
0F09 18                CLC
0F0A 60                RTS
0F0B                ;
0F0B                ;SIGN CONVERSION
```

(Continued)

Listing 2 *(Continued)*

```
0F0B                    ;
0F0B A516               UT6     LDA $16
0F0D                    ;CHECK MINUS
0F0D C9A5                       CMP #$A5
0F0F D013                       BNE IN7
0F11 38                         SEC
0F12 A936                       LDA #$36
0F14 E524                       SBC $24
0F16 8524                       STA $24
0F18 A955                       LDA #$55
0F1A E523                       SBC $23
0F1C 8523                       STA $23
0F1E A906                       LDA #$06
0F20 E522                       SBC $22
0F22 8522                       STA $22
0F24                    ;
0F24                    ;EDIT NOW
0F24                    ;
0F24 D8                 IN7     CLD
0F25 EA                         NOP
0F26 A516                       LDA $16
0F28 8535                       STA $35
0F2A A522                       LDA $22
0F2C 20560F                     JSR LEFT
0F2F 8536                       STA $36
0F31 A522                       LDA $22
0F33 205C0F                     JSR RIGHT
0F36 8537                       STA $37
0F38 A523                       LDA $23
0F3A 20560F                     JSR LEFT
0F3D 8538                       STA $38
0F3F A523                       LDA $23
0F41 205C0F                     JSR RIGHT
0F44 8539                       STA $39
0F46 A524                       LDA $24
0F48 20560F                     JSR LEFT
0F4B 853A                       STA $3A
0F4D A524                       LDA $24
0F4F 205C0F                     JSR RIGHT
0F52 853B                       STA $3B
0F54 9014                       BCC UT7
0F56 29F0               LEFT    AND #$F0
0F58 6A                         ROR
0F59 6A                         ROR
0F5A 6A                         ROR
0F5B 6A                         ROR
0F5C 290F               RIGHT   AND #$0F
0F5E 18                         CLC
0F5F 6930                       ADC '0
0F61 C93A                       CMP #$3A
0F63 1001                       BPL MORE
0F65 60                         RTS
0F66 6907               MORE    ADC #$07
0F68 18                         CLC
0F69 60                         RTS
0F6A                    ;
0F6A                    ;MOVE TO PROG
0F6A                    ;
0F6A A935               UT7     LDA #$35
0F6C 8533                       STA $33
0F6E A006                       LDY #$06
0F70 8416                       STY $16
0F72 B133               IN8     LDA ($33),Y
0F74 C616                       DEC $16
0F76 A417                       LDY $17
0F78 9114                       STA ($14),Y
0F7A A416                       LDY $16
0F7C C617                       DEC $17
0F7E 10F2                       BPL IN8
0F80 60                         RTS
```

MICRO™

WHEN DID WE ORDER IT?
WHERE IS IT LOCATED?
HOW MANY DID WE BUILD?
WHAT IS MY INVENTORY WORTH?
WHAT ARE MY PRODUCTION COSTS?

ANSWER THESE QUESTIONS
AND MORE
WITH
KEYSTONE DATA'S
INVENTORY MANAGEMENT SYSTEM

- BILL OF MATERIALS PROCESSING
- AUTOMATIC OR MANUAL REORDERING
- REVIEW OF DAILY ACTIVITY
- MATERIAL & LABOR COSTING
- DISTRIBUTED PROCESSING CAPABILITY
- REMOTE SITE COMMUNICATIONS
- LINE ITEM CROSS REFERENCE BY –
  - ASSEMBLY
  - VENDOR
  - PART TYPE
- COMPREHENSIVE USER'S MANUAL

AVAILABLE FOR
HDE DISK SYSTEMS

CONTACT –

KEYSTONE
DATA CONSULTANTS, INC.

CUSTOMER SERVICE
P.O. BOX 606
YORK, PA 17405

717-848-5666

MEMBER:
York Area Chamber of Commerce
National Federation Independent Businesses (N.F.I.B.)

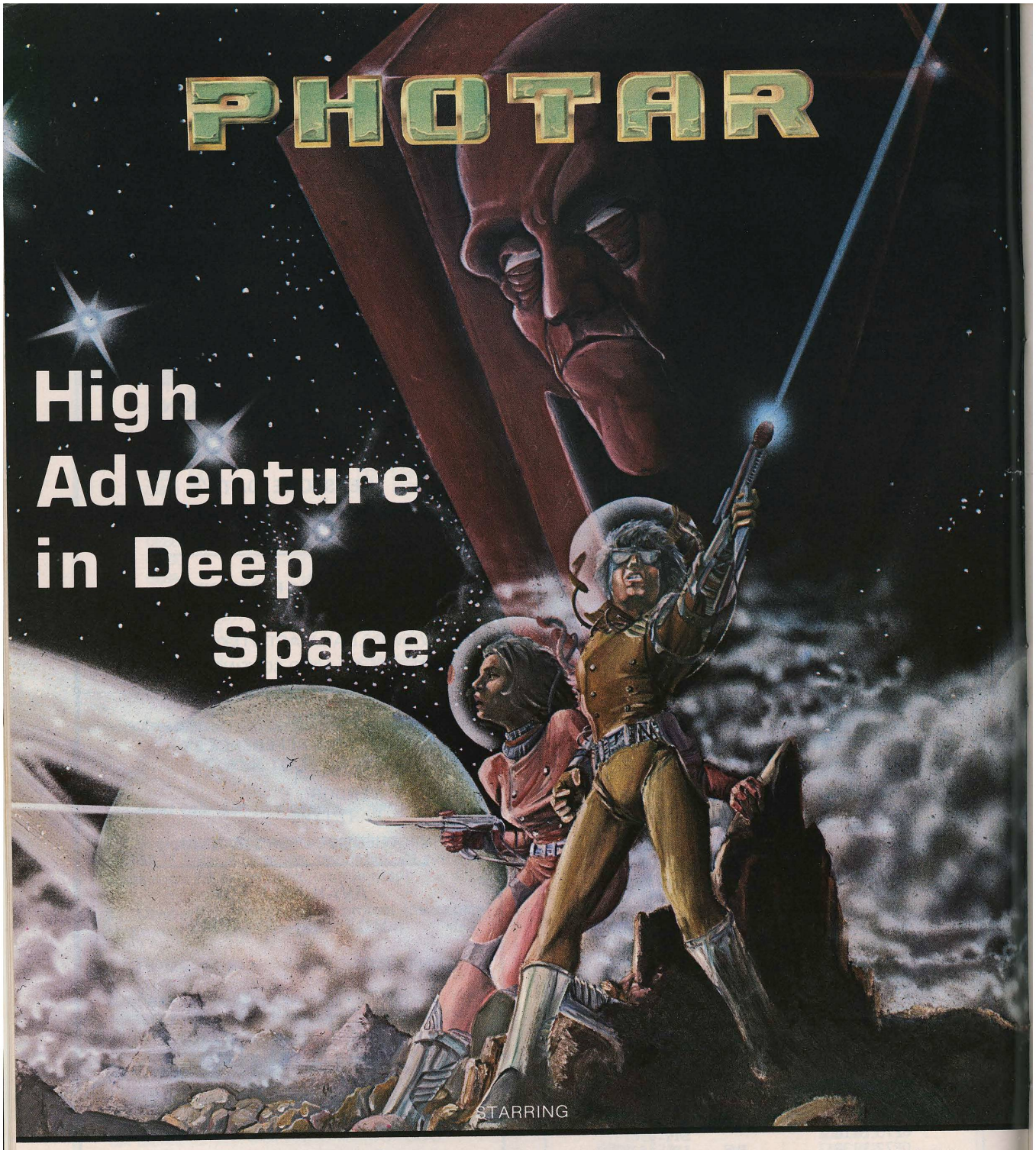

PHOTAR ■ THE RINGS OF SATURN ■ PULSARS ■ KILOSTARS ■ BLACK STARS

IN

The Ultimate Experience in Outer Space Adventure

The Ultimate Experience in Outer Space Adventure

The Ultimate Experience in Outer Space Adventure

Produced by SOFTAPE An Artsci Company

Screenplay by SAB

Distributed through Softape, Softsel, and other computer stores world-wide

10432 BURBANK BOULEVARD ■ NORTH HOLLYWOOD, CALIFORNIA 91601 ■ 213/985-5763

Memory Moves with the 6502 and 6809

by Gregory Walker and Tom Whiteside

The authors demonstrate the advantages of the 6809's direct page addressing and 16-bit index registers with a comparison of 6502 and 6809 memory moves.

In a previous article (MICRO 47:57) we illustrated the advantages of programming the 6809 over the 6502 with a comparison of multiprecision arithmetic routines. We continue in this article with a comparison of the two processors' capabilities in solving memory move problems.

With these two articles, we hope to demonstrate that the MC6809 is not only faster and more byte-efficient than the 6502, but also more straightforward to program. Because the most useful kinds of 6502 indirect addressing must be done through page zero, it is important, particularly with larger operating systems, that page-zero RAM be used wisely. In addition, the 6502 index registers are only eight bits long, limiting indexing to a 256-byte range. These limitations will show themselves especially well in these memory move examples.

Memory moves have a number of practical applications, including word processing, EPROM programming, and program relocation. Similar techniques are involved with string manipulation and table searches.

Figure 1 is a 6502 memory move for fewer than 256 bytes from a fixed absolute address. This routine is not all that useful, since it can only work on two fixed pages due to the limited range of the 6502 index registers. However, it illustrates the real power of the 6502 in terms of byte efficiency and speed over *small* ranges of memory.

The program uses the fastest form of 6502 indexed addressing — absolute indexed. The Y register will be used both as a loop index for the move and as a counter for the number of bytes to be moved. The Y register is initialized to the number of bytes to be moved and is decremented each time through the loop. When the Y register decrements to zero, the branch conditions are not met and the loop terminates. This use of the Y register eliminates the need for a CPY immediate instruction in the loop and speeds up the code. A "CNT" value of zero will move 256 bytes.

In these examples, the "LNG" column in figure 1 represents the number of bytes required per instruction. The "TIM" column is the number of machine cycles per instruction. The 6502 memory move for fewer than 256 bytes of memory required only 11 bytes of code and approximately 14 machine cycles per byte moved.

Figure 2 shows the same memory move written in MC6809 code. In this example, the 16-bit X register points to the "FROM" address and the U register points at the "TO" address. The MC6809 addressing mode used is indexed with accumulator offset. The effective address is formed by summing the two's complement contents of the B accumulator with the contents of the index register used. You will notice that the B accumulator is being used in the same manner as the 6502 Y register was in figure 3. Because the offset is two's complement, the MC6809 example is limited to 127 bytes. We included this example to show how similarly the two processors can be used to solve the same problem. The MC6809 took 15 bytes and 15 machine cycles per byte moved.

While the 6502 wins this round by four bytes and one machine cycle per

Figure 1: **6502 program to move fewer than 256 bytes of memory. Timing = 2 + 14 * N where N is the number of bytes to move.**

```
                          (LNG TIM)
        LDY #CNT           2   2     INITIALIZE THE BYTES TO MOVE
                                       COUNT
LOOP    LDA FROM-1, Y      3   4     LOOP: GET BYTE TO MOVE
        STA TO-1, Y        3   5       MOVE BYTE
        DEY                1   2       DECREMENT LOOP COUNTER
        BNE LOOP           2   3       LOOP UNTIL ZERO COUNT
                          11
```

Figure 2: **MC6809 program to move fewer than 128 bytes of memory. Timing = 8 + 15 * N.**

```
        LDX #FROM-1        3   3     INITIALIZE "FROM" POINTER
        LDU #TO-1          3   3     INITIALIZE "TO" POINTER
        LDB #CNT           2   2     INITIALIZE BYTES TO MOVE
                                       COUNT
LOOP    LDA B, X           2   5     LOOP: GET BYTE
        STA B, U           2   5       AND MOVE IT
        DECB               1   2       DECREMENT LOOP COUNT
        BNE LOOP           2   3       LOOP UNTIL COUNT IS ZERO
                          15
```

byte over the MC6809, the MC6809 code is more versatile. If this were a subroutine, "LOOP" could be called with X and U pointing anywhere in memory, while the 6502 example would be limited to the 256-byte range of its index registers. Because the MC6809 code holds the pointers in registers instead of memory locations, it is re-entrant and could be used in a real-time operating system.

Since it appears that the 6502 can keep up with the MC6809 on a short memory move, let's try another memory move. This time the code must be able to move *any* number of bytes. A real measure of a processor's power is how much its performance degrades as the complexity of its task increases. In this example, complexity is measured in terms of address range.

Figure 3 shows a 6502 program to move any size block of memory. "CNT" bytes will be moved from address "FROM" to address "TO". The bytes will be moved starting at address "FROM" plus "CNT," with "CNT" decremented each time through the loop. Since the 6502 index registers are only eight bits wide, it is necessary to use indirect indexed addressing to move more than 256 bytes. (We do not count self-modifying code as an option, but as an abomination!)

The first part of the program sets up the two 16-bit zero-page pointers "FROM" and "TO". "CNT" is a 16-bit number stored in the X register (least significant byte) and "COUNT" (most significant byte). The X register is used to store the least significant byte of "CNT" to save three machine cycles per byte moved over using a zero-page variable. The "CNT" most significant byte is initialized to one count higher than desired to eliminate the need for a load/compare step that would have used time and bytes. The pointer least significant bytes are incremented rather than the Y register, since the "FROM" and "TO" least significant bytes might not be the same.

If the above "tricks" seem confusing to you, you are not alone. Tricks cost money in terms of debug time and the time required to recode the routine when some performance requirement is changed. However, we tried to write the best 6502 code possible. The result is typical of commercial practice. Even with all these tricks, the 6502 code was 47 bytes long and approximately 32 machine cycles per byte. This is more than four times the size, and twice the cycles per byte over the short memory move. Now you see what we meant about performance degradation with increased task complexity!

Figures 4 and 5 show two versions of MC6809 memory moves which can handle memory ranges of more than 256 bytes. Both examples are identical except that one (figure 4) moves memory one byte at a time while the other (figure 5) moves two bytes at once. Both require 18 bytes of code, but the second program is eight machine cycles per byte (40%!) faster than the first.

In both these programs, the X register acts as a pointer to the "FROM" address and the U register acts as a pointer to the "TO" address, just like the program in figure 2. In these routines, however, the index registers are incremented each time through the loop as indicated by the "+" beside the indexed loads and stores. Since the second program moves two bytes at a time, the MC6809 double increment ("++") mode is used to advance to the next word. In both figures, the Y register is a counter to the number of bytes remaining to be counted. The "LEAY" instruction has no 6502 equivalent and indicates that the Y register is to be loaded with the "effective" address indicated in the operand field. In figure 4, the operand field of the LEAY instruction means to load Y with the contents of Y minus 1 like a 16-bit 6502 "DEY".

THE TRIANGULATOR

Solve triangles on your Apple* and get rid of your calculator and pencil!!

This program will solve any right or oblique triangle. Results can be printed or used on further calculations. Previous results are recalled with a simple letter/number pair and can be added or subtracted from each other or from new data. For example, the height of the triangle below is calclulated as follows:

A?	A?
B?	B?B1
C?	D?D1
D?2"13/16	E 1.5546
E?1"15/16	F?
F?3.5	

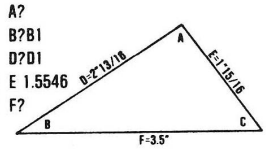

Entry can be fraction, decimal, or DMS. Results are rounded to 4 places. Requires 48k Apple II+, DOS 3.2 or 3.3, parallel printer.

Send $39.95 + $1.50 postage and handling to:

Arrow Data Systems
1224 E. Harmont
Phoenix, AZ 85020

*Apple is a registered trademark of Apple Computer, Inc.

Dealer inquires invited. (602) 997-6638

Figure 3: **6502 program to move any number of bytes of memory. Timing = 31 + (35 + 28/256) * N.**

```
                        (LNG TIM)
        LDA #FROML       2   2    INITIALIZE INDIRECT "FROM" PTR
        STA FROM         2   4
        LDA #FROMH       2   2
        STA FROM+1       2   4
        LDA #TOL         2   2    INITIALIZE INDIRECT "TO" PTR
        STA TO           2   3
        LDA #TOH         2   2
        STA TO+1         2   3
        LDA #CNTH+1      2   2    INIT BYTES TO MOVE COUNT MSB
        STA COUNT        2   3      TO (COUNT / 256) + 1
        LDX #CNTL+1      2   2    INIT X TO THE COUNT LSB
        LDY #0           2   2    INITIALIZE INDIRECT POINTER

LOOP    LDA (FROM), Y    2   5    LOOP: GET A BYTE
        STA (TO), Y      2   6      AND MOVE IT
        INC TO           2   5      INCREMENT 16-BIT "TO"
        BNE NOINC1       2   4      POINTER
        INC TO+1         2   5
NOINC1  INC FROM         2   5      INCREMENT 16-BIT "FROM"
        BNE NOINC2       2   4      POINTER
        INC FROM+1       2   5
NIINC2  DEX              1   2      DECREMENT 16-BIT "CNT"
        BNE LOOP         2   4
        DEC COUNT        2   5
        BNE LOOP         2   4    LOOP UNTIL "CNT" IS ZERO
                        47
```

Figure 4: **MC6809 program to move any length of memory. Timing = 10 + 20 * N.**

```
                        (LNG TIM)
        LDX #FROM        3   3    INITIALIZE 16-BIT "FROM" POINTER
        LDU #TO          3   3    INITIALIZE 16-BIT "TO" POINTER
        LDY #CNT         4   4    INITIALIZE BYTES TO MOVE
                                    COUNT
LOOP    LDA , X+         2   6    LOOP: GET BYTE TO MOVE; BUMP
        STA , U+         2   6      POINTER; MOVE WORD; BUMP
        LEAY -1, Y       2   5      POINTER; DECREMENT COUNT
        BNE LOOP         2   3      BY ONE UNTIL COUNT IS ZERO
                        18
```

Figure 5: **MC6809 program to move any length of memory. Timing = 10 + 12 * N.**

```
                        (LNG TIM)
        LDX #FROM        3   3    INITIALIZE 16-BIT "FROM" POINTER
        LDU #TO          3   3    INITIALIZE 16-BIT "TO" POINTER
        LDY #CNT         4   4    INITIALIZE BYTES TO MOVE
                                    COUNT
LOOP    LDD , X++        2   8    LOOP: GET WORD TO MOVE; BUMP
        STD , U++        2   8      POINTER; MOVE WORD; BUMP
        LEAY -2, Y       2   5      POINTER+2; DECREMENT
        BNE LOOP         2   3      COUNT BY TWO UNTIL COUNT
                                    IS ZERO
                        18
```

Since the second program moves words, Y gets decremented with the contents of Y minus 2.

The program in figure 6 combines the code from figures 4 and 5 to produce a fast, general-purpose memory move for the MC6809 which moves any number of bytes, a word (two bytes) at a time. This routine uses the powerful double-byte move code of figure 5, only without the even-byte restriction. The way this is achieved is straightforward. The "CNT" word is tested for odd length by first using the "TFR" instruction to move the "CNT" to the D register. This is followed by a "LSRB" (logical shift right B) which sets the carry bit if "CNT" is odd. If the length is even, the routine branches directly to the double-byte move routine. Otherwise, the "odd" byte is moved first using the figure 2 code. This routine is 29 bytes long and takes approximately 12 machine cycles per byte moved. The general purpose routine takes almost twice the bytes of the MC6809 short move but requires 20% less time per byte!

Figure 7 summarizes the results for the memory moves discussed in figures 1 through 6. The byte ratio column is the number of 6502 bytes divided by the MC6809 bytes for a given comparison. The cycles per byte ratio column is the 6502 cycles required, per byte moved, divided by the MC6809 cycles per byte. For example, the row labeled "<= 256 bytes" shows that the 6502 program from figure 1 used 11 bytes and needed about 14 cycles per byte moved. The MC6809 program in figure 2 needed 15 bytes and used 15 cycles per byte moved. The "byte ratio" is then 11/15 or 0.73. The "cycles per byte ratio" is 14/15 or 0.93.

As the table in figure 7 shows, the 6502 is good at moving small blocks of memory with fixed addressing. The MC6809 code for a move of fewer than 256 bytes comes close to keeping up with the 6502, but requires over a third more bytes. Our general-purpose double-byte move routine is slightly faster than the 6502 but is much more costly in terms of bytes. Since the MC6809 general purpose routine is

MICRObits

6800/6809 Software

Includes compatible single-user, multi-user and network-operating systems, compilers, accounting and word processing packages. Free catalog.

Software Dynamics
2111 W. Crescent, Sta. G
Anaheim, CA 92801

OSI Superboard Cabinet and Accessories

Pre-cut pine cabinet kit $27.95 ppd; RS-232 interface kit $9.95 ppd; 600 baud/band kit $8.95 ppd., complete with hardware and well-illustrated instruction sets. Free catalog of software, hardware, Molex, joysticks, cassettes, kits and more.

Dee Products
Department M
150 Birchwood Road
Lake Marion, IL 60110

Expand Apple Memory!

Memory boards from 16K to 256K by Microsoft, Saturn, Legend, SVA, etc. at lowest prices. Also, 8" floppy drives and hard disks by LOBO, CORVUS, and SVA at big discounts!

Connecticut Informations Systems
218 Huntington Road
Bridgeport, CT 06608
(203) 579-0472

PET/CBM Owners

Real world software at low cost. 2114 RAM adapter and 4K Memory Expansion for "old" 8K PETs. Write for free catalog!

Optimized Data Systems
Dept. M, Box 595
Placentia, CA 92670

Lessons in Algebra

An easy and fun way to learn the basic elements of high school algebra. Apple computer diskette $29.95. 30-day money guarantee if not satisfied.

George Earl
1302 South General McMullen Dr.
San Antonio, TX 78237

Telex Hard Disk Drive

Capacity - 100 megabytes; compatible with IBM-3330; excellent condition. Asking $2500.00 plus shipping.

J. Hoogstraat
Box 20, Site 7, SS 1
Calgary, Alberta
T2M-4N3
Canada 403-239-0900

(Continued on page 87)

A harvest of savings from Apple Tree Electronics

SOFTWARE

APPLE • ATARI • TRS80 • IBM

A full line of software for business, games and education **up to 35% off!**

MUSE	IUS
VISICORP	STONEWARE
ON LINE	SYNERGISTIC
EDU-WARE	HAYDEN
HOWARD	AND MANY MORE

HARDWARE

AMDEK • HAYES • MICROSOFT

	List	Our Price
32K RAM card	$293.00	**$205.00**
Video Term	$345.00	**$279.00**
Lazer Products	– – – 20% off – – –	

DISKS

Maxell	Box of 10, 5¼", SS-DD	**$35.00**
Verbatim	Box of 10, 5¼", SS-DD	**$29.00**

MONITORS

LE MONITORS	List	Our Price
9" Green	$189.00	**$159.00**
12" Green	$199.00	**$169.00**
ZENITH		
12" Green	$179.00	**$129.00**

Plus a full line of **AMDEK** Monitors

PRINTERS

PAPER TIGER	List	Our Price
460G	$1,094.00	**$950.00**
560G	$1,394.00	**$1,250.00**
EPSON		
MX 70	$449.00	**$395.00**
MX 80FT	$745.00	**$595.00**
MX 100FT	$945.00	**$795.00**

CALL FOR THIS MONTHS SPECIAL!

1-800-835-2246 EXT. 211

OR

702-452-5589

VISA

5130 East Charleston Blvd.
Suite 5MI
Las Vegas, Nevada 89122

MasterCard

Phone orders welcome. Mail orders may send charge card number (include expiration date), cashiers check, money order or personal check (allow ten business days for personal or company checks to clear). Add $3.00 for shipping, handling and insurance. Nevada residents add 5.75% sales tax. Please include phone number. All equipment is in factory cartons with manufacturers warranty. Equipment subject to price change and availability. Call or write for price list.

Figure 6: **General MC6809 program to move any length of memory. Timing = 41 + 12 * N.**

```
                    (LNG TIM)
        LDX #FROM    3   3    INITIALIZE "FROM" POINTER
        LDU #TO      3   3    INITIALIZE "TO" POINTER
        LDY #CNT     4   4    INITIALIZE BYTES TO MOVE
                                COUNT

                              CHECK FOR ODD COUNT
        TFR Y, D     2   6      MOVE COUNT LSB TO B
        LSRB         1   2      REGISTER; SET CARRY IF COUNT
        BCC LOOP     2   3      IS ODD; TO LOOP IF COUNT IS
                              EVEN

        LDA ,X+      2   6    ELSE GET ODD BYTE; BUMP
        STA ,U+      2   6      POINTER; MOVE IT; BUMP
        LEAY -1, Y   2   5      POINTER; DECREMENT LOOP
        BEQ DONE     2   3      COUNT; QUIT COUNT IS ZERO

LOOP    LDD , X++    2   8    LOOP: GET NEXT WORD; BUMP
        STD , U++    2   8      POINTER+2; MOVE IT; BUMP
        LEAY -2, Y   2   5      POINTER+2; DECREMENT LOOP
        BNE LOOP     2   3      COUNT BY TWO UNTIL COUNT
                              IS ZERO

DONE    EQU *
                    29
```

Figure 7: **6502/MC6809 byte and cycles per byte ratios for figures 1 through 6.**

Class of Move	Byte Ratio	Cycles/Byte Ratio
< = 256 bytes		
6502-Fig 1 / MC6809-Fig 2	11 / 15 = 0.73	14 / 15 = 0.93
6502-Fig 1 / MC6809-Fig 6	11 / 29 = 0.38	14 / 12 = 1.17
> 256 bytes		
6502-Fig 3 / MC6809-Fig 4	47 / 18 = 2.61	35 / 20 = 1.75
6502-Fig 3 / MC6809-Fig 5	47 / 18 = 2.61	35 / 12 = 2.92
6502-Fig 3 / MC6809-Fig 6	47 / 29 = 1.62	35 / 12 = 2.92

easily made into a subroutine, the extra byte cost might be lessened by sharing the code with other parts of a program. The 6502 code example lacks this versatility since it is limited to fixed 256 byte ranges.

The more complex memory move of more than 256 bytes is where the MC6809 really asserts itself. MC6809 versions were presented for a single byte move, an even-length-only double-byte move, and a general-purpose "any length" move. For "byte tight" applications, the MC6809 byte mover runs 1.75 times faster than the 6502, while the 6502 uses 2.6 times the bytes of the MC6809. While the MC6809 double-byte mover from figure 5 is restricted to even-byte moves only, it rips along at almost three times the rate of the 6502 with no more code than the single-byte version.

The MC6809 general-purpose double-byte mover (figure 6) maintains the blazing speed of figure 5 without being restricted to even-byte moves. The 6502 move uses 1.6 times the bytes of the MC6809 general purpose mover.

These results show clearly the degradation of speed and code size of the 6502 for memory moves across page boundaries. We feel that the MC6809 has also been easier to program. There has been no need to set up and manipulate indirect pointers with registers of only eight bits, as was necessary on the long 6502 memory move.

The authors may be contacted at Motorola, Inc., Microprocessor Design, Maildrop M2880, 3501 Ed Bluestein Blvd., Austin, Texas 78721.

MICRO

CLASSIFIED
(APPROVED FOR RELEASE TO APPLE USERS)

"You put *what* in your Apple computer?"

Investments. Account data. Wills. Phone lists. Sooner or later you will create a file into which you will write some very confidential information. And that's why Passage Research has developed a special utility that will encrypt that DOS 3.3 file through software routines rather than the expensive (and conspicuous) black-box approach. Now you have the means to keep your private affairs private. Totally private.

The bits and bytes of your file will get hopelessly mixed up according to a cipher "key" that you keep as secret as you want. Over one hundred million billion different keys are available for selection. (This many keys may sound like a lot, but it's typical of a modern encryption process.)

To make your encrypted file understandable again, all you have to do is reactivate the appropriate key schedule and run the file back through. It's easy.

With this utility (and a few easy-to-learn mnemonic commands) you can create a personalized encryption algorithm that is specially tailored to your needs. If you want, you can execute successive encryptions with different keys and then strip off the outer layers, one by one, to reveal the original text. And you can call many routines from your own application programs to do "codebook" encryption (documentation included).

Passage Research
945 Turquoise St., Suite G
San Diego, California 92109

$39.50 postpaid. California residents add 6% sales tax. Specify Software Package No. U-17 for Apple II or Apple II+. Memory requirement: standard 48K. Due to time required for checks to clear financial institutions, please allow 3-5 weeks for disk delivery. Software documentation shipped immediately upon receipt of order.
(Apple is a registered trademark of Apple Computer, Inc.)

6809 Small-C

More bang, less buck! WW Small-C 1.0, with separate optimizer. Has all C control structures, including do/while, for, and switch/case. Generates relocatable modules for either TSC absolute assembler or SSB MACRO. (Version 2.0 is also planned for OS-9.) FLEX9 version includes RLOAD 3.0 on separate disk. Run-time library source included. 48K recommended.

For FLEX9 (with loader)	$52.50
(If you already have RLOAD)	$47.50
RLOAD 3.0 separately	$17.50
For DOS69D	$47.50
(specify assembler and CPU)	

Shipping included. Prices good until version 2.0 release (about July). Liberal upgrade policy. Add $2/disk for 8". Add $2 handling for Visa/MC. Allow 4 weeks for non-certified check. Please don't mail cash. Payment must accompany PO. Texas residents: add $0.25 sales tax each 5" disk, $0.35 each 8" disk.

DOS69D is a trademark of SSB. FLEX is a trademark of TSC. OS-9 is a trademark of Microware.

word's worth
P.O. Box 28954
Dallas, Texas 75228

EXCEL-9

The Ultimate 6809 Board for Apple

- EXCEL-9 FLEX, a famous DOS, Assembler and Editor included.
- Also able to use Apple DOS.
- 8KB versatile monitor contains 35 commands including 6809.
- Can handle all Apple slot I/O routine from EXCEL-9.
- On-board programmable timer for both 6809 and 6502 systems allows printer spooling, multitask, etc.
- 50 page well documented manual.
- 64K RAM area expandable for multi-MPU operation.
- Able to switch MPU from 6809 to 6502 and vice versa in both machine code routine and BASIC.
- TSC 6809 BASIC, EXTENDED BASIC, PRECOMPILER, SOFT/MERG, etc., are coming soon.

Ask your nearest dealer
or

ESD LABS CO., LTD.
c/o AbCom
P.O. Box 5203
Mission Hills, CA 91345

Dealer Inquiries are Invited.

Introductory Price: $399.95 for Board & FLEX diskette
(Sales tax not included)

- FLEX is a trade mark of Technical Systems Consultants, Inc.

ATARI



ATARI 800
16K . . . $679
32K . . . $749
48K . . . $819

410 Recorder	$76.00
810 Disc Drive	$449.00
822 Printer	$269.00
825 Printer	$629.00
830 Modem	$159.00
820 Printer	$269.00
850 Interface	$169.00
New DOS 2 System	$29.00
CX30 Paddle	$18.00
CX40 Joy Stick	$18.00
CX853 16K RAM	$89.00
Microtek 16K RAM	$75.00
Microtek 32K RAM	$159.00
Ramdisk (128K)	$539.00
One year extended warranty	**$50.00**
INTEC 48K Ram	$249
481 Entertainer	$83.00
482 Educator	$130.00
483 Programmer	$57.00
484 Communicator	$344.00

ATARI 400



16K. . . . $329
32K. . . . $478
48K. . . . $555

Visicalc	$169.00
Letterperfect	$109.00
Ricochet	$14.50
Crush Crumble & Chomp	$24.00
Star Warrior	$29.00
Rescue at Rigel	$24.00
Datestones	$16.00
Invasion Orion	$18.50
Mission Asteriod	$22.00
MouskATTACK	$31.00
The Next Step	$34.00
Softporn	$27.00
Wizzard & Princess	$29.00
K-BYTE Krazy Shoot Out (ROM)	$39.00
Protector (Disk 32K)	$32.00
Jaw Breaker (on line disk)	$27.00
Ghost Hunter (cassette)	$24.00
Ghost Hunter (disk)	$30.00
PAC MAN	$35.00
Centipede	$35.00
Caverns of Mars	$32.00

We carry crystal software and Compumax Programs

Texas Instruments



TI-99/4A $299

Telephone Coupler	$169.00
RS-232 Accessories Interface	$169.00
Disk Drive Controller	$239.00
Disk Memory Drive	$389.00
Memory Expansion (32K RAM)	$319.00
R F Modulator	$43.00
Wired Remote Controllers(Pair)	$31.00
32K Expansion	$329.00
PHP Printer Solid State	$319.00
Home Financial Decisions	$26.00
Personal Record Keeping	$43.00
Mailing List	$60.00
Checkbook Manager	$18.00
Tombstone City 21st Century	$34.00
Munch Man	$34.00
TI Invaders	$34.00
Car Wars	$34.00

XEROX®

Xerox 820	
System I 5¼"	$2450.00
System II 8"	$2950.00
CPM 5¼"	$169.00
Word Processing	$429.00
Super Calc	$269.00

Monitors

Amdex 12" B&W	$129.00
12" Green	$139.00
13" Color	$349.00
NEC	
12" B&W	$169.00
12" Color	$339.00
TI 10" Color	$349.00

Terminals

Televideo	
910	$579.00
912C	$699.00
920C	$749.00
950	$939.00
Call for computers	
Zenith Z19	$749.00
Adds	$549.00

Modems

Novation Auto	$239.00
D Cat	$169.00
Cat	$159.0
Hayes	
Smart	$239.00
Livermore Star	$119.00

HEWLETT PACKARD

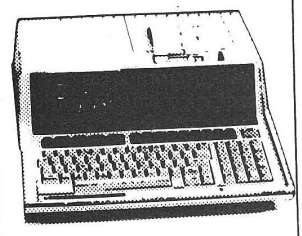

HP•85 $1999

80 Column Printer	$799.00
HP•125	$1999.00
HP•83	$1699.00
HP•85 16K Memory Module	$169.00
5¼" Dual Master Disc Drive	$1929.00
Graphics Plotter (7225B)	$2079.00
NEW! HP•87	$1999.00
Hard Disk w/Floppy	$4349.00
Hard Disk	$3440.00
"Sweet Lips" Plotter	$1149.00

HP41CV Calculator
$249

41 C	$189.00
11 C	$119.00
12 C	$129.00
34 C	$117.00
38 C	$119.00
HP•41 Printer	$340.00

HPIL CALCULATOR PERIPHERALS

IL Modual	$104.00
Digital Cassette	$449.00
Printer/Plotter	$419.00
Card Reader	$164.00
Optical Wand	$99.00

PRINTERS

Centronics 739-3	$619.00
Centronics 739-1	$519.00
Diablo 630 Special	$1799.00
Epson	
MX70	$359.00
MX80	$469.00
MX80FT	Call
MX100	Call
NEC	
8023	$549.00
7730	Call
7720	Call
7710	Call
Okidata	
82A	$499.00
83A	$769.00
84	$1129.00
Citoh Starwriter	
F10-40 CPS	$1469.00
F10-55 CPS	Call
Paper	Tiger
445G	$699.00
460G	$899.00
560G	$1129.00
Talley	
8024-7	$1399.00
8024-L	$1629.00



8032 $1069

4032	$969.00
4016	$769.00
8096 Upgrade Kit	$399.00
Super Pet	$1599.00
2031	$529.00
8050	$1299.00
4040	$969.00
8300 (Letter Quality)	$1799.00
8023	$769.00
4022	$599.00
Pet to IEEE Cable	$37.00
IEEE to IEEE Cable	$46.00
Tractor Feed for 8300	$240.00
8010 Modem	$229.00

SOFTWARE

COMMODORE MAGIS AVALON HILL
BPI PROFESSIONAL SOFTWARE
VISICORP CREATIVE SOFTWARE

VIC 20



$259

Commodore Catassette	$69.00
Disk Drive	$499.00
VIC Graphic Printer	$339.00
3K Memory Expander	$32.00
8K Memory Expander	$53.00
RS232C Terminal Interface	$43.00
VIC IEEE-488 Interface	$86.00
VIC 20 Super Expander	$53.00
Programmers Reference Guide	$15.00
Introduction to Computing	$19.00
Introduction to BASIC Programming	$19.00
Household Finance	$27.00
VIC Games	$19.00
VIC Home Inventory	$13.00
VIC Rec/Ed II	$13.00
Terminal	$13.00
Un Word	$13.00
Grafix Menagerie	$11.00
VIC PICS	$15.00
Ticker Tape	$13.00
Banner Headliner	$13.00
RS 232	$39.00

★★★

MICRO™

PET Vet

By Loren Wright

PET's Powerful Screen Editing — Are you getting the most from it?

When it comes to BASIC programming, most computers employ what I call a 'teletype' mentality. You type in the line number, followed by the line contents. Then you send all the characters you typed to the computer by pressing the RETURN key. Before you hit RETURN, you can correct errors by deleting back to the error, making the correction, and then retyping the rest of the line. If you have made the mistake of hitting RETURN before you notice the error, the only way to correct it is to start over. The characters you just typed in are still sitting there on the screen, but you can't do anything with them. The computer has forgotten all about what you typed. Sure, there's a copy in your BASIC program, and you can list the line to the screen, but you can't do anything with that either. Some of these computers allow some primitive editing — if you can remember the obscure control codes and are willing to copy characters back into memory. It is usually faster to retype your BASIC line.

The PET BASIC input works quite differently. Instead of keeping track of the stream of characters you're typing, the PET just puts them up on the screen. You can move the cursor anywhere you want, draw pictures, check your disk directory, or list another line. All that counts is where the cursor is when you hit RETURN. If it's on a line that begins with a number, then the system reads the line as a BASIC statement. If the line doesn't begin with a number and the line isn't a valid direct command, then the PET will respond with a ?SYNTAX ERROR.

This system offers a lot of advantages to the PET BASIC programmer. To correct an error in the line you're typing, all you have to do is move the cursor, make the correction, move the cursor back to the end of the line, and continue typing. If you want to correct a line you've already entered into the program, just list it to the screen (if it isn't already there), make the correction, and hit RETURN with the cursor anywhere on the line to enter the new version.

Tricks of the Trade

It seems simple enough, doesn't it? If you have never tried to write a BASIC program on another computer, you probably take it all for granted. There are, however, a few traps you can fall into, and there are a few little tricks you can use to make the system work even better.

1. Clear the screen before you list lines you're going to edit. If you don't, garbage left over from your program run will appear on the same lines as your BASIC lines and those characters will be put into memory when you hit RETURN.

2. The cursor does not have to be at the end of the line when you hit RETURN. As soon as you have completed your change, you can hit RETURN.

3. If you're at the left end of a line and you want to be at the right end, the fastest way to get there is not to go forward, but rather to back up to the end of the previous line and move down one line. If you're at the right end and you want to be at the left, then the opposite holds true.

4. Don't forget the HOME key! If you're at the bottom of the screen, it's much faster to hit HOME than to move the cursor up all those lines.

5. Shifted RETURN is not the same as RETURN! It will move the cursor to the beginning of the next line, but it will not send the line to the PET for processing.

6. If you need to move a line to make room for others, just list it, change the number and hit RETURN. Remember, though, that the old copy is still there at the old number until you delete it or replace it. This technique is also particularly handy when you are writing a program that is very repetitive (e.g., a series of subroutines, where several lines are identical in each routine). Just type the line once, and for each copy, change the line number and hit RETURN.

7. If a listed line exceeds two lines, the overflow is not considered as part of the line when you try to re-enter it. This happens because you used abbreviations for BASIC keywords (like '?' for PRINT) when you originally entered the line. Using the keyword abbreviations is fine, but try to avoid using such long lines.

8. Be careful with BASIC lines that occupy only one screen line. Under some circumstances it is possible to get the next line listed on the screen entered as part of your current line. The cure is to list only one such line at a time.

9. Use the screen as a temporary storage device! This one takes some care. Let's say you have just typed in 30 lines, and you suddenly decide that only eight of them are good. You could delete each unwanted line by typing its number, but it is faster to list the lines you want to save, type NEW and RETURN. Then position the cursor on the first line, hit RETURN, and keep hitting RETURN until all the lines are restored. If any of them scroll off the screen before you re-enter them, they will have to be retyped.

Most of these tricks work fine for direct commands, too. For instance, if you misspell the file name in a LOAD command, just stop the search, move the cursor to the command line, make the change, and hit RETURN.

Programmed Cursor Mode

Another powerful feature of the PET is its character-programmable cursor commands. Cursor moves can be included as special characters in a BASIC string so that when the string is printed, the cursor moves are executed. To get these characters into the string, the PET has something called "programmed cursor mode," where pressing a cursor key causes the appropriate special character to appear on the screen instead of the cursor move itself. The programmer loses control of the cursor while in programmed cursor mode (PCM), and if you don't know what's going on, it's easy to get

PET VET *(Continued)*

frustrated. PCM is entered under only two circumstances:

1. When you type a double quote, you enter PCM; when you type another, you exit. The PET keeps track of the number of quotes in a line, but it can be fooled.

2. When you use the INSERT key, the PET counts the number of times you press it, and for that number of characters it is in PCM. The assumption is that most insertions will be within strings.

Quite often you want to be in PCM when the PET isn't, and *vice versa.* To get in or out, just type a quote and then delete it if you don't need it. The PET only recognizes when you type quotes, not when you delete them! If you've done an insertion, just type spaces for the number of characters you inserted and you will regain control of the cursor. The spaces can then be deleted.

In other instances, things get completely out of hand and you just want to start over. The answer is shift-RETURN! It will bail you out of PCM and it will preserve the original version of the line you're editing.

It also helps to know what the cursor control characters look like when they're included in strings. This depends both on which model PET you have and on which character set you're in. A few experiments, and perhaps a little crib sheet taped to your PET will help.

Editing Improvements

If you do a lot of BASIC programming even these powerful features may not be enough. Autonumber, renumber, delete functions, and repeating keys are probably the most useful enhancements. List scrolling and programmable function key capability are also useful. These functions are available in a number of commercial ROMs, such as Programmer's Toolkit, Disk-O-Pro, Command-O, POWER, EZAID, and others. Not all offer all of these editing features, but all include other capabilities.

Fat 40, 8000 Series, and VIC

These recent Commodore machines incorporate repeating keys and an ESCAPE key to get out of programmed cursor mode. The 8000 series computers have additional special characters for window, delete line, insert line, scrolling and other commands. The VIC has special characters for color commands and its eight programmable function keys.

Commodore's New Computers

With three new computers added to its existing line, Commodore will have an iron in just about every part of the microcomputer fire. The Ultimax ($149.95) is a color-and-sound computer that hooks up to any home TV set. It will compete very favorably with the Sinclair ZX-81, Mattel Intellivision, and Atari VCS. The Ultimax will support joysticks, paddles, light pens, cartridges, and cassette storage. To achieve such a low price, Commodore has provided only a limited amount of RAM and a flat membrane keyboard.

The Commodore-64 ($599) is designed to compete with the Atari 800 and Apple II with its full-size keyboard, 64K of memory, function keys, and sophisticated sound capabilities. Also announced was a 16K VIC — the SuperVIC.

(LABEL), Y (LABEL,X) LABEL + INDX–1

6502 Assembler/Editor

- APPLE
- ATARI
- PET
- KIM
- SYM

LDA STA LDX STX LDY STY

IFE IFN IFP IFM SET

Before you buy that off-brand Assembler/Text Editor, note that EHS is the only company that provides a line of **compatible** ASM/TED's for the **PET/APPLE/ATARI/SYM/KIM** and other microcomputers.

When you make the transition from one of these 6502-based microcomputers to another, you no longer have to relearn peculiar Syntax's, pseudo ops, and commands. Not only that, EHS ASM/TED's are the **only resident 6502 Macro Assemblers** availiable and they have been available for several years. Thus you can be sure **they work.** Our ASM/TED's may cost a little more but do the others provide these **powerful features:** Macros, Conditional Assembly, String Search and Replace, or even up to 31 characters per label? Before you spend your money on that other ASM/TED, **write for our free detailed spec sheet.**

MACRO ASM/TED

- For APPLE/ATARI/PET/SYM/KIM
- Other than our MAE, no other assembler is as powerful.
- Macros/Conditional Assembly.
- Extensive text editing features
- Long Labels
- Designed for Cassette-based systems.

$49.95

MAE ASM/TED

- For APPLE/ATARI/PET
- The most powerful ASM/TED
- Macros/Conditional and Interactive Assembly
- Extensive text editing features
- Long Labels
- Control files
- Designed for Disk-based Systems.

$169.95

VISA

EASTERN HOUSE SOFTWARE
3239 Linda Drive
Winston-Salem, N. C. 27106 USA
(Dealer Inquiries Invited)

PHONE ORDERS
(919) 924-2889
(919) 748-8446

MasterCard

.EN .BY .OS .BA .DE .CE

Versa Computing

PRESENTS

VersaWriter DRAWING TABLET

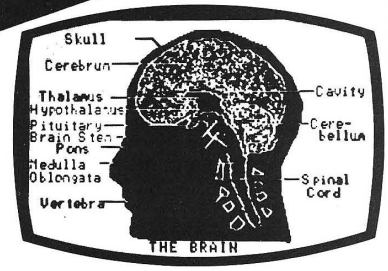

COMPLETE HARDWARE / SOFTWARE GRAPHICS SYSTEM - $299

- Hi-Res & Med-Res Draw
- Paint Brush-5 Sizes
- Point to Point / Line Draw
- Air Brush
- Color Fill-In
- Change Color Hue & Intensity
- Reverse Picture
- Scaling
- Split / Full Screen
- Save / Load / Erase
- Text Writer
- Fix X or Y Axis

Requires: Atari ®300, 32K RAM, Basic Language Cartridge, Disk Drive

GRAPHICS COMPOSER

PADDLE / JOYSTICK GRAPHICS SOFTWARE - $39.95

- Draw on Hi-Res Screens 7 or 8
- Save Pictures on Disk or Cassette
- Create Player / Missile Shapes Automatically
- Geometric Figures Program
- Add Text to Screen

Requires: Atari®800, 32K RAM, Basic Language Cartridge, Disk or Cassette

GLOBE MASTER

COMPLETE HI-RES GEOGRAPHY GAME - $29.95

- 8 Hi-Res Color Maps
- U.S.-Europe-World-Asia-Africa-Australia
- Countries-Cities-Capitals-Oceans-Rivers-Mountains, Etc.
- Several Skill Levels

Requires: Atari®800, 32K RAM, Basic Language Cartridge, Disk

ATARI ®is a registered trademark of Atari Inc.

MIND BOGGLERS

THREE STRATEGY GAMES

- Capture
- Mystery Box
- Simon Says

CASSETTE $15.95 DISK $19.95

Requires: Atari®400, 16K RAM, Cassette
Atari 800, 24K RAM, Cassette or Disk

Versa Computing, Inc.

3541 Old Conejo Road, Suite 104
Newbury Park, CA. 91320 **(805)498-1956**

ROCKWELL Microcomputers from Excert, Inc.

THE AIM 65/40
Single Board or Smorgasbord

- A full size terminal style keyboard w/8 special function keys
- A smart, 40 character display with its own microprocessor
- A 40 column printer w/text and graphic output
- Up to 64K of on-board RAM and ROM
- On-board interfaces include RS232, dual audio cassette and 2 user I/O R6522 devices
- Firmware includes interactive monitor and text editor w/options of Assembler, BASIC, FORTH and PL/65

THE AIM 65
Take-Out Order

- A full size terminal style keyboard w/3 special function keys
- A 20 character display
- A 20 column printer w/text and graphic output capability
- Up to 4K RAM and 20K ROM on-board
- On-board interfaces include 20MA TTY, dual audio cassette and 1 user I/O R6522 device
- Firmware includes interactive monitor and text editor w/options of Assembler, BASIC, FORTH, PASCAL, & PL/65

And if the above isn't enough,
Try the RM65 — a product line filled with embellishments including:

32K DRAM Board	ACIA Board	Prototype cards
CRT Controller	IEEE-488Board	Adaptor Buffer Modules
Floppy Disk Controller	CPU/SBC Board	General Purpose I/O Board
PROM Programmer	4-16 Slot Card Cages	PROM/ROM Board

NEW LOWER PRICES AND A CASH DISCOUNT* TO BOOT!

A65/40-16 (16K RAM)	$1225
A65/40-32 (32K RAM)	$1295
A65/40-A (Assembler)	$ 85
A65/40-B (BASIC)	$ 65

A65-1 (1K RAM)	$420
A65-4 (4K RAM)	$445
A65-4B (4K RAM w/BASIC)	$495
A65-PS (PASCAL)	$100
A65-F (FORTH)	$ 65
A65-A (Assembler)	$ 35

Mail Order to:

Educational Computer Division
EXCERT INCORPORATED

- SALES
- SERVICE
- INSTALLATION
- CONSULTING

P.O Box 8600
White Bear Lake, MN 55110
(612) 426-4114

Higher quantities quoted upon request, COD's accepted, shipping will be added. *Deduct 5% cash discount on prepaid orders. Minnesota residents add 5% sales tax. Prices subject to change without notice.

MICRO™

From Here to Atari

By James Capparell

Editor's Note: This is the last "From Here to Atari" that will appear in MICRO. We thank Jim Capparell for his efforts and wish him success with his new Atari magazine, ANTIC. And we say to the Atari Community: send us your work! We are very interested in publishing Atari material.

The "front jacks" on the Atari 400 and 800 are used for everything from game controller ports to printer and graphics ports. To get the most out of them it is necessary to understand something about the hardware. This month, I'll provide a description of the pin configuration of these jacks, the memory locations assigned to the jacks, and an example of how each pin may be individually configured as input or output.

The hardware controlling these jacks is a 6820 PIA (Peripheral Interface Adapter). This chip consists of two ports labeled "A" and "B". Port A controls Jacks 1 and 2. Jacks 3 and 4 (on your right) are controlled by Port B. The jacks are numbered left to right as you face the console. There is a numbering discrepancy: BASIC numbers them 0 to 3. The BASIC statement,

```
10?STICK(0),STICK(1),STICK(2),STICK(3)
```

will print the values read at Jack 1, Jack 2, Jack 3, and Jack 4.

Each port consists of three registers — the Control Register, the Data Direction Register (DDR), and the Data (buffer) Register (DR). The PIA is a 40-pin chip. Due to a limitation on available pins, the DDR and the DR share the same address. (See table 1.)

Bit 2 of the control registers determines whether the DDR or the DR is addressed. When set to 0, bit Z addresses the DDR, but when set to 1 the DR is addressed. The data register simply holds data. When the jacks are configured as inport ports, the DR holds the data for the Atari to read. When the jacks are configured as output ports, the DR holds data to be written to an external device. The DDR determines for the PIA which lines are input and which are output.

To configure Jack 1 as input and Jack 2 as output, it is necessary to tell the PIA the direction for each of the eight bits in Port A. To accomplish this, perform the following steps:

1. Set bit 2 of PACTL($D302) to 0. This allows us to address the DDR.
2. Write 00001111 = 15 to address $D300 (note a 1 bit indicates the associated line is output).
3. Set bit 2 of PACTL to 1. This restores address $D300 to the data register.

At this point, Jack 1 can be read normally with a STICK(0) statement. Jack 2 can't be read since it is configured as an output jack. Try the following:

```
10 POKE 54018,0 :REM Go talk to
   Data Direction Register
20 POKE 54016,15 :REM Jack 1 is input,
   Jack 2 is output
30 POKE 54018,4 :REM Reset to data
   register
40 REM connect joystick to Jacks 1 and 2
50 ?STICK(0),STICK(1) :REM Print out
   values from Jacks 1 and 2
60 GOTO 50 :REM Loop forever
70 REM Move Joysticks 1 and 2, only
   Joystick 1 will register a change.
```

Whenever your system is turned on all jacks are configured as input. That is, the operating system writes a 0 to the Data Direction Reigsters in Ports A and B. The values returned at these jacks are always a 1 when there is no input — logical 1 is false. This helps explain why a 15 is read even when there is no

Table 1

I/O Address	O.S. Shadow Address
$D300 (54016)	$278 (632)

Port A data register or data direction register when bit 2 of PACTL is 0. This address corresponds with Jack 1 and Jack 2. BASIC statements STICK(0) and STICK(1) read this port.

$D301 (54017)	$279 (633)

Port B data register or data direction register when bit 2 of PBCTL is 0. This address corresponds with Jack 3 and Jack 4. BASIC statements STICK(2) and STICK(3) read this port.

$D302 (54018)	$27A (634)

Port A control register. Insert a value of 4 (bit 2 = 1) and $D300 becomes the Data Register.

$D303 (54019)	$27B (635)

Port B control register. Insert a value of 4 (bit 2 = 1) and $D301 becomes the Data Register.

The shadow registers are updated at Stage 2 of Vertical blank processing — no more frequently than every 1/60 second. If your program requires more accurate data, read the associated hardware registers at addresses $D300 and $D301.

From Here To Atari *(Continued)*

input from a joystick. Look at the diagram in figure 1 for correspondences between bits in DDR and bits in data buffer.

When a jack is configured to input and the following BASIC statement is executed:

```
10 ?STICK(0):GOTO 10
```

the following values will be printed as the joystick is manipulated:

1111 (15) = stick neutral
1110 (14) = forward
1101 (13) = backward
1011 (12) = left
0111 (11) = right

Combinations (diagonal)

1010 (10) = forward/left
1001 (9) = backward/left
0101 (7) = backward/right
0110 (6) = forward/right

The pin configuration for each jack is as follows:

```
  1 2 3 4 5
    6 7 8 9
```

Console (male)

Pin 1 = forward
Pin 2 = backward
Pin 3 = left
Pin 4 = right
Pin 5 = pot (paddle control)
Pin 6 = joystick trigger at $D010-$D013 (CTIA)
Pin 7 = +5V
Pin 8 = gnd
Pin 9 = pot (paddle control)

These front jacks are versatile and easy to use. I've connected a Hewlett Packard Bar code reader to my 800. Others have used them for graphics printer interface and 10-key pad for business use as well.

Joystick Data

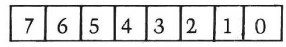

Jack 2 (stick 1) Jack 1 (stick 0)

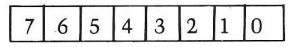

Data Direction Register

When bit = 0 then switch pressed
bit = 1 then switch not pressed

Bit 0, 4 = Forward
1, 5 = Backward
2, 6 = Left
3, 7 = Right

MICRO™

BREAK THE TIME BARRIER!

Speed-up and expand Apple][functions with *TWO* all-new, low-cost utilities. . . *

1. UNIVERSAL BOOT INITIALIZER (UBI) **$49.95**

• Initializes DOS 3.3 or 3.2.1 disks that load RAM Card on boot in 1.7 seconds. • UBI-initialized disks will RUN (BRUN or EXEC) one of two GREETING programs supplied by the user. • Built-in error handling capacity ensures execution of correct GREETING program whether one BASIC or both BASICs are available. • Obsoletes use of Apple's BASICS disk and DOS 3.3 System Master disk for fast single-disk direct booting. • The DOS 3.2.1 UBI-initialized disk boots on either 13 or 16 sector PROMS. • Multiple copies of UBI-initialized disks can be made with standard copy programs.

2. AMPER-SORT/MERGE (A-S/M) **$49.95**

• Can sort 1000 records in seconds. • General purpose Disk Sort/Merge Utility for Apple DOS 3.3 text files. • M/L Read, Sort and Merge for speed. • Sorts up to 5 input files into 1 output file. • Sorts random or sequential files alphanumerically (Ascending or Descending) up to 5 fields. • Merges 2 to 5 pre-sorted files into a single file. • Compatible with most data base programs that create standard DOS 3.3 text files [e.g., VisiCorp's VisiFiles (formerly Personal Software's CCA DMS files)].

SYSTEM REQUIREMENTS: 48K Apple][or][+, ROM or RAM Card, DOS 3.3 (or DOS 3.2.1 for UBI) and one or more disk drives.

COST: $49.95 (+$3.00 Postage and Handling) for each Utility Disk (with Training Disk and Manual).

FOR ONLY $15: You can get the Training Disk and Instruction Manual for either utility.

CREDIT CARDS: [VISA, MC or AMER EXP] Call **cybertronics international, inc.** Clearinghouse: (212) 532-3089.

MAIL ORDER: Send check (no Purchase Orders or C.O.D.'s) to S&H Software, Box 5, Manvel, ND 58256.

***LICENSED FROM APPLE:** All Apple Computer Inc. programs — FPBASIC, INTBASIC, DOS 3.3 & DOS 3.2.1 — used in S & H Software's utility programs are licensed from Apple Computer Inc. by S & H Software. The unique UBI license to software vendors allows their use of these Apple Computer copyrighted programs to execute their programs on UBI-created disks, without further licensing from Apple Computer Inc. Software vendors' inquiries invited for both utilities.*

S&H Software

Box 5 Manvel ND 58256
(701) 696-2574

IMAGE PRINTER SERIES

Sensible Software is proud to introduce our new series of high resolution screen dumps. IMAGE PRINTERS provide a simple way to transfer high resolution graphic images onto paper. Each program in the series has unique features that give you full control of the printing. Some of the included options are:

- Full control over the area of the HIRES screen to be printed. You graphically pick the area for the utmost ease and accuracy.
- One-step printout of the picture with the ability to pause or abort the printing at any time.
- Menu-driven. All options are invoked with single keystrokes. IMAGE PRINTERS are extremely easy to use.
- Multiple image sizes, 6 different sizes for letter quality printers, 4 sizes for other printers.
- Creation of an inverse (negative) image for reverse printing.
- The ability to save the compressed and inverse images to disk.
- One time configuring for your printer and interface card. Why answer all those questions about your printer each time you want to print a picture?
- The images may be printed anywhere on the page.
- IMAGE PRINTERS support most popular interface cards, such as cards from Apple, California Computer Systems, Epson, and Mountain Computer. (The SSM AIO Serial Card and user-written 'driver' routines may be used with the letter quality printers.)

There are three separate versions of IMAGE PRINTERS, each one tailored to take full advantage of a different printer.

IMAGE PRINTER—LETTER QUALITY. For all popular letter quality printers (Diablo, NEC, Qume, etc.)

IMAGE PRINTER—EPSON. For the popular Epson MX-70, MX-80 and MX-100.

IMAGE PRINTER—NEC PC-8023A. For the NEC dot-matrix printer.

All versions are available for $40.00 ea.

Please specify version desired.



THE BUG

A sophisticated, yet easy to use diagnostic aid for getting "the bugs" out of your assembly language programs.

If you are a novice just getting started with assembly-language programming, you will find The BUG helpful in developing your understanding of how the Apple's 6502 internal processor operates. The many display options of The BUG will permit you to try out your assembly-language programs at the speed that is most comfortable for you. The BUG will also make it easy for you to see the effect of your program on the Apple as it executes.

If you are a professional programmer, you will also find that The BUG can improve your efficiency by reducing the time you spend identifying and solving complex, assembly-language programming errors. You will particularly appreciate the fact that The BUG offers the easiest to use and most extensive breakpointing capability of any "debugger" available for the Apple. Up to 13 different breakpoints can be specified to halt program execution when either: 1) a particular program location is reached, 2) one of the 6502 registers reaches a specified value, or 3) one of the bits in the 6502 status register reaches a specified value.

Another key feature of The BUG that serious programmers will appreciate is the ability to AUTOMATICALLY run lower-level subroutines at FULL SPEED. You no longer have to keep debugging the portions of your program that you already have working.

This is not the least expensive "debugger" program for the Apple, but we challenge you to find more capability for less money!

The BUG is supplied with a 40+ page user guide and is designed for use with DOS 3.3 on either the Apple II or Apple II Plus computer . . . . . only **$50.00**

BUILD USING

. . . . provides an easy to use print-using routine plus similar functions for strings. Creating charts, reports and general screen formatting becomes a simple task. BUILD USING is written entirely in machine language and provides a simple means of avoiding garbage collection (those unnecessary delays that slow down your programs). With BUILD USING, you can choose how many digits should be displayed to right and left of the decimal point, and you can even fill the leading positions with the character of your choice. For example, you can print the number '157.23' as '157.2', or '0000157.230', or '*****$157. AND 23/100 DOLLARS', or hundreds of other ways (including exponential formats). Working with strings is just as easy; it's a snap to convert names from 'John" and 'Doe' to 'Doe, J.'. Also included are three levels of error trapping, so you can trap and correct numbers or strings that cannot fit in your specified format.

Utilities like BUILD USING are usually difficult to use because they must be located in one memory location (usually between DOS and the DOS file buffers); they cannot be used with your favorite editor or other special routines. BUILD USING does not have this limitation, as it can be easily located in many different memory locations: 1) the "normal" between DOS and DOS file buffers, 2) at HIMEM, 3) APPENDED to your Applesoft program, or 4) anywhere else in memory. Appending BUILD USING to your program is as simple as EXECing a TEXT file. BUILD USING uses the "CALL" command thereby leaving the ampersand vector free for your own use.

BUILD USING requires Applesoft in ROM (Language cards are find), DOS 3.3 and a minimum of 32K only **$30.00**

Sensible Software

6619 Perham Drive Dept. M
West Bloomfield, Michigan
48033 • (313) 399-8877
Visa and Mastercard Welcome
Please add $1.25 postage and handling per diskette



SUPER OSI EXPANSION BOARDS

If your Challenger can't generate displays like those shown above **WHAT ARE YOU WAITING FOR?** The SEB-1 High Resolution Graphics and Memory Board (for C1P and Superboard II) and the SEB-2 High Resolution Graphics and Disk Controller Board (for C2/4/8) simply 'plug-in' to your computer and give you instant access to over 49000 individually addressable pixels in up to 8 colors! Your Hi-Res screen can go from 32 × 16 alphanumerics to 256 × 192 point graphics in 11 software selectable modes. The standard video of your computer is left intact, so that none of your current software library is outmoded. Use the graphics for Business, Scientific, Education, or Gaming displays that were impossible — until now!

Installation of either board requires absolutely NO modification of your computer—they just 'plug-in'. Nor do they preclude your using any other OSI-compatible hardware or software. In addition to the Hi-Res Graphics the SEB-1 gives C1 & Superboard II users 16K of additional user memory (over and above that memory devoted to the graphics), two 16 bit timers/counters, an on-board RF modulator, and a parallel port with handshaking. The SEB-2 gives OSI 48-pin BUS users an OSI hardware/software compatible Disk controller, and an RF modulator that can be user-populated.

FOR OSI 1P, 2-4P, 2-8P, C4P, C8P

	SEB-1	SEB-2
Assembled and Tested	**$249.00 (5K RAM)**	**$239.00 (1K RAM)**
Kit	**$165.00 (No RAM)**	**$199.00 (No RAM)**

	SEB-1	SEB-2
Bare Board & Manual	**$ 59.00**	**$ 59.00**
Manual only	**$ 5.00**	**$ 5.00**

SOFTWARE

TARG-IT! **$11.95**

An action-packed, super fast arcade game where you try to destroy Ram ships and the Evil Spectre inside the Crystal city. 8K.

PLANETARY LANDER **$11.95**

Your computer generates contour maps of the surface of a strange planet as you descend looking for the landing pad. As you make your final approach, the computer displays side and top views of the terrain and your ship as you try to land while avoiding the swarms of asteroids above the planet's surface. 8K.

PROGRAMMA-TANK **$9.95**

Programma-Tank is a complex simulation of a battle between two robot tanks as well as a fairly painless way to learn assembly language. The opponents program their tanks in 'Smalltank' a miniature programming language, which is much like assembly language. The two strategies are then pitted against one another until a victor emerges. 8K.

RUINS OF TALAMARINE **$16.95**

This is the first of our "Epic Quests" programs. Epic Quests could be described as graphic adventures, but they are much more. Can you retrieve the stolen Jewels from the ruined Talamarine castle? This series of two programs allows you to create a character with the qualities that you want to do battle with the forces of darkness. 8K.

CODENAME: BARRACUDA **$19.95**

Another of our "Epic Quests", in which you are an agent working for the US Government trying to rescue a defecting Soviet professor. The problem is that a middle-eastern government has kidnapped the professor and is forcing him to develop atomic weapons for them. The three programs (8K ea.) in this series allow you to create, train and send your character on his mission.

DUNGEONS OF ZORXON **$19.95**

Can you explore the Dungeons of Zorxon in this "Epic Quest"? Step into a nether world of monstrous beasts and fortunes in gold where magic reigns supreme. Three programs 8K each.

COMING: SEB-3 80×24 Video/Disk Controller (C2/4/8), SEB-4 48K Memory RAM/ROM (C2/4/8), SEB-5 8K RAM/Disk/Sound/Clock/Voice (C1 & Superboard).

Write for **FREE** catalog
International Requests please
supply 2 International Response Coupons

ORION

master charge — VISA

SOFTWARE ASSO.
147 MAIN ST, PO BOX 310, OSSINING, NY 10562

Reviews in Brief

Product Name: **Mittendorf High-Resolution Graphics Board**
Equip. req'd: OSI
Price: $40 bare board; $185 kit
Manufacturer: Mittendorf Engineering
905 Villa Nueva Dr.
Litchfield Park, AZ 85340

Description: A 6" × 6" circuit board which adds 256 × 256 black and white high-resolution graphics to OSI systems. The same kit works with the superboard or 540 video board. The Mittendorf board contains 8K of 2114 memory which can be used for program storage when not using graphics.

Pluses: Combines with the present video signal to give hi-res graphics and the OSI character set on the same monitor. The graphics memory can be wired at one of several addresses.

Minuses: The Mittendorf board requires 16 connections into the OSI video circuits. The 540 version requires additional jumpers to all the bus lines. The superboard version requires removal of the data buffers which prevents further use of the 40-pin expansion port. All 256 × 256 dots are not visible. Dots are lost to overscan in the same ratio that are lost from OSI's nominal "32 × 32" characters.

Documentation: Several sets of construction plans dependent on system, software to add graphics commands to BASIC, demonstration examples.

Skill level required: Experienced builder; modification of present video circuits required.

Reviewer: Earl D. Morris

Product Name: **Visiterm**
Equip. req'd: Apple II or Apple II Plus and communications device: Apple Communications card, CCS card plus modem or D.C. Hayes Micromodem
Price: $149.95
Manufacturer: Personal Software Inc.
1330 Bordeaux Drive
Sunnyvale, CA 94086
(408) 745-7841
Author: Tom Keith
Copy Protection: Yes
Language: 6502 Machine Language

Description: A communication package for interfacing the Apple with other computers, permitting the transfer and receipt of sequential text files.

Pluses: Visiterm uses one of two high-resolution character sets and the hi-res screen to provide the Apple user with a seventy-column display when communicating with other systems. This feature is particularly valuable when accessing a mainframe computer since up to eighty columns are often transmitted to the user. The character sets are programmable, permitting the user the valuable resource of redefining keys to permit the generation of mainframe-dependent control characters. One of the most technically challenging aspects of using a micro as an intelligent terminal is the problem of required control keys such as the Break and X-on and X-off signals. The very extensive manual contains a thorough discussion of data communications. The main part of the manual contains almost 100 pages. The appendices, glossary, and detailed index contain almost as many pages. A print utility is provided that allows the user to obtain a hard copy of received data. The utility has many useful options which permit printer control and output formatting. A very powerful package with features useful for more than just communications.

Minuses: One limitation is that only sequential text files can be exchanged. However, stand-alone utility programs, outside of Visiterm, are provided to convert BASIC and binary files to and from text files. Visiterm does not provide the user with the ability to edit the data buffer exchanged. A separate text file editor may be needed by the user. (This is mentioned because at least one competing package does provide this feature.) An abbreviated summary of the Visiterm options would be helpful. For those familiar with VisiCalc II, also manufactured by Personal Software, a flow chart of commands is included which provides the user an excellent reference. It is sometimes difficult to locate the discussion of a particular topic. For example, it is possible to obtain a CATALOG of text files on a disk from within Visiterm. However, the section describing this is found under lesson Three, "File Transfer Mode." You may find it necessary to read most of the three lessons provided before you are comfortable using the package.

Skill level required: For the moderately sophisticated user, preferably with some understanding of communications problems.

Reviewer: David R. Morganstein

Product Name: **A2-3D1, A2-3D2 and A2-GE1 Graphics Package**
Equip. req'd: 48K Apple II or Apple II with disk drive
Price: $119.85
Manufacturer: SubLogic Communications Corp.
713 Edgebrook Drive
Champaign, IL

Description: Programs to help the user produce, project, and maneuver three-dimensional shapes on the two-dimensional screen medium. Contains impressive features for recording motion sequences and replaying them. Individual snapshots or slides of a motion sequence can also be recorded for later display. Provision is made for interfacing routines to Applesoft programs.

Pluses: Either eye or object movement can be commanded, thereby adding flexibility to sequence definition. Exceptional ease in interfacing to BASIC programs.

Minuses: Extensive memory and disk space is required. The included demo disk inadequately demonstrates the

(Continued on next page)

package's considerable capabilities. The potential buyer should be aware of this and not underjudge the product.

Documentation: Superb documentation leads the user through a continuing example that eventually opens a 3-D garage door. Along the way, all capabilities are presented and an example of each is given. Surprisingly well-written in a style that lends itself to use as a tutorial or a reference.

Skill level required: Competent BASIC programmer with some exposure to assembly language.

Reviewer: Chris Williams

Product Name: **56K CMOS Static Memory Board**
Equip. req'd: OSI 48-pin bus
Price: 4K $200; 24K $450; 56K $850
Manufacturer: Micro-Interface
3111 So. Valley View Blvd.
Suite I-101
Las Vegas, Nevada 89102

Description: The Micro-Interface board puts 56K of memory, an expanded monitor ROM and a parallel printer port all into a single bus slot. The board enable can be set at each 2K address selection, allowing any combination of 6116 CMOS RAM and/or 2716 EPROM to populate any portion of the 56K memory space. The use of CMOS RAM reduces the power requirements for 48K to less than ½ amp, allowing memory expansion without a new power supply. Decoding is also provided for a 1.75K enhanced ROM monitor between $F800 and $FFFF. Micro-Interface sells several such monitors, or you can program your own into a 2716 EPROM.

Pluses: Very low power RAM rated for 2 MHz operation. Combines functions of several boards into one bus slot. Provision is made for multi-user or memory banking. The parallel port supports either a 6821 PIA or 6522 VIA. The board is available assembled with any amount of memory between 4K and 56K. Additional memory chips are easily installed.

Minuses: For 8/16/24K the Micro-Interface board is more expensive than the same memory assembled from D&N.

Documentation: Instructions for installing jumpers, memory addresses, chip types, jumper locations, and functions are printed on the circuit board.

Reviewer: Earl Morris

Product Name: **Cer-Comp Color Computer Editor**
Equip. req'd: TRS-80C Color Computer
with 16K memory
Price: $19.95
Manufacturer: Cer-Comp
5566 Ricochet Ave.
Las Vegas, Nevada

Description: A screen editor based on line numbers; resides in R/W memory, distributed on cassette tape using the Color Computer format. The editor has 21 commands that modify text produced in a BASIC-like format. Two edit modes allow spaces or characters to be inserted or deleted from existing lines, and allow forward and reverse scrolling through existing text. Cursor control is either single space per keystroke (forward or back) or single keystroke to reach either end of a line. Block move and copy, search and replace, list to screen or printer with or without line numbers, load and save tapes, append a second tape to existing text, and some special commands for BASIC files are available. In addition, line numbers can be removed from a file to save space, or added to files from other editors to allow editing.

Pluses: Low price, good versatility, easy to learn, does not require Extended BASIC. Works with machine-language monitors.

Minuses: Instructions and documentation lacking, no listing supplied. Although cursor control is adequate, a repeat key function for continuous cursor scroll would be advantageous.

Skill level required: Normal typing skills, ability to visualize final page format.

Reviewer: Ralph Tenny

Product Name: **Color Computer Disk System**
Equip. req'd: TRS-80 Color Computer,
16K w/Extended BASIC
Price: $600
Manufacturer: Tandy Radio Shack
P.O. Box 2625
Fort Worth, TX 76113

Description: A 35-track, double-density disk operating system for the Color Computer. Capacity is 156,672 user-available bytes, and 68 maximum files, on a standard 5¼ inch soft-sectored diskette. The system includes a single drive, a disk controller ROM pak, and a connecting cable that allows two drives at a time on line. A four drive cable is optional. System utilities include BACKUP, COPY, and FORMAT. The operating system requires 2K of RAM and no disk space (except for directory tracks). Files are cataloged with an eight-character file name, and three-letter extension. VERIFY, LSET, RSET, MKN$, and CVN$ are typical commands available to the system which are used in other DOS systems.

Pluses: Because the operating system is on ROM, it requires very little extra memory from the machine. There is no DOS to learn, as disk commands are an extension of BASIC. As there is no DOS with the COLOR disk system, all disk commands can be executed from BASIC, inside or outside a program. The Microsoft disk BASIC includes the "WRITE" command, which allows easier formatting and creation of serial data files, and random access variable length files. The disk BASIC is simple, and easy to learn.

Minuses: Utilities are lacking in sophistication, compared to TRSDOS. Backups require pre-formatted destination disks, and there are no file protection capabilities (other than the write protect tab). BACKUP also copies all bytes on a disk, whether there is one small file, or a full disk. Auto start is not supported, and there are no DO files to provide a turn-key system. This could be partially offset by running a standard file upon power-up. This file could load any machine-language routines, and finally load the desired program from a MENU. The CHAIN command is not supported, although it is possible to load and run a program from inside another program. Another useful command that is missing is the ON ERROR GOTO statement.

Documentation: The owner's manual is written to the same high standards of the other two Color Computer manuals. Instructions pre-suppose no previous experience with disk systems or programming. The style is very readable, and some fine demonstration file programs are included. Missing is the usual TRS-80 programmers card.

Skill level required: Novice.

Reviewer: John Steiner

MICRO™

OSI TRS-80 COLOR-80 OSI

GALAXIAN - 4K - One of the fastest and finest arcade games ever written for the OSI, this one features rows of hard-hitting evasive dogfighting aliens thirsty for your blood. For those who loved (and tired of) Alien Invaders. Specify system — A bargain at $9.95 OSI

LABYRINTH - 8K - This has a display background similar to MINOS as the action takes place in a realistic maze seen from ground level. This is, however, a real time monster hunt as you track down and shoot mobile monsters on foot. Checking out and testing this one was the most fun I've had in years! — $13.95. OSI

THE AARDVARK JOURNAL

FOR OSI USERS — This is a bi-monthly tutorial journal running only articles about OSI systems. Every issue contains programs customized for OSI, tutorials on how to use and modify the system, and reviews of OSI related products. In the last two years we have run articles like these!

1) A tutorial on Machine Code for BASIC programmers.
2) Complete listings of two word processors for BASIC IN ROM machines.
3) Moving the Directory off track 12.
4) Listings for 20 game programs for the OSI.
5) How to write high speed BASIC — and lots more —

Vol. 1 (1980) 6 back issues - $9.00
Vol. 2 (1981) 4 back issues and subscription for 2 additional issues - $9.00.

ADVENTURES!!!

For OSI, TRS-80, and COLOR-80. These Adventures are written in BASIC, are full featured, fast action, full plotted adventures that take 30-50 hours to play. (Adventures are interactive fantasies. It's like reading a book except that you are the main character as you give the computer commands like "Look in the Coffin" and "Light the torch".)

Adventures require 8K on an OSI and 16K on COLOR-80 and TRS-80. They sell for $14.95 each.

ESCAPE FROM MARS (by Rodger Olsen)
This ADVENTURE takes place on the RED PLANT. You'll have to explore a Martian city and deal with possibly hostile aliens to survive this one. A good first adventure.

PYRAMID (by Rodger Olsen)
This is our most challenging ADVENTURE. It is a treasure hunt in a pyramid full of problems. Exciting and tough!

TREK ADVENTURE (by Bob Retelle)
This one takes place aboard a familiar starship. The crew has left for good reasons - but they forgot to take you, and now you are in deep trouble.

DEATH SHIP (by Rodger Olsen)
Our first and original ADVENTURE, this one takes place aboard a cruise ship - but it ain't the Love Boat.

VAMPIRE CASTLE (by Mike Bassman)
This is a contest between you and old Drac - and it's getting a little dark outside. $14.95 each.

OSI NEW-NEW-NEW TINY COMPILER OSI

The easy way to speed in your programs. The tiny compiler lets you write and debug your program in Basic and then automatically compiles a Machine Code version that runs from 50-150 times faster. The tiny compiler generates relocatable, native, transportable machine code that can be run on any 6502 system.

It does have some limitations. It is memory hungry — 8K is the minimum sized system that can run the Compiler. It also handles only a limited subset of Basic — about 20 keywords including FOR, NEXT, IF THEN, GOSUB, GOTO, RETURN, END, STOP, USR(X), PEEK, POKE, -, =, *, /, , <, > , Variable names A-Z, and Integer Numbers from 0-64K.

TINY COMPILER is written in Basic. It can be modified and augmented by the user. It comes with a 20 page manual.
TINY COMPILER — $19.95 on tape or disk OSI

SUPERDISK II

This disk contains a new BEXEC* that boots up with a numbered directory and which allows creation, deletion and renaming of files without calling other programs. It also contains a slight modification to BASIC to allow 14 character file names.

The disk contains a disk manager that contains a disk packer, a hex/dec calculator and several other utilities.

It also has a full screen editor (in machine code on C2P/C4)) that makes corrections a snap. We'll also toss in renumbering and program search programs — and sell the whole thing for —
SUPERDISK II $29.95 (5¼") OSI

BARE BOARDS FOR OSI C1P

MEMORY BOARDS!!! — for the C1P — and they contain parallel ports!

Aardvarks new memory board supports 8K of 2114's and has provision for a PIA to give a parallel ports! It sells as a bare board for $29.95. When assembled, the board plugs into the expansion connector on the 600 board. Available now!

PROM BURNER FOR THE C1P — Burns single supply 2716's. Bare board — $24.95.

MOTHER BOARD — Expand your expansion connector from one to five connectors or use it to adapt our C1P boards to your C4/8P. - $14.95.

16K RAM BOARD FOR C1P — This one does not have a parallel port, but it does support 16K of 2114's. Bare Board $39.95.



WORD PROCESSING THE EASY WAY— WITH MAXI-PROS

This is a line-oriented word processor designed for the office that doesn't want to send every new girl out for training in how to type a letter.

It has automatic right and left margin justification and lets you vary the width and margins during printing. It has automatic pagination and automatic page numbering. It will print any text single, double or triple spaced and has text centering commands. It will make any number of multiple copies or chain files together to print an entire disk of data at one time.

MAXI-PROS has both global and line edit capability and the polled keyboard versions contain a corrected keyboard routine that make the OSI keyboard decode as a standard typewriter keyboard.

MAXI-PROS also has sophisticated file capabibilities. It can access a file for names and addresses, stop for inputs, and print form letters. It has file merging capabilities so that it can store and combine paragraphs and pages in any order.

Best of all, it is in BASIC (OS65D 51/4" or 8" disk) so that it can be easily adapted to any printer or printing job and so that it can be sold for a measly price.
MAXI-PROS — $39.95. Specify 5¼ or 8" disk.

SUPPORT ROMS FOR BASIC IN ROM MACHINES — C1S/C2S. This ROM adds line edit functions, software selectable scroll windows, bell support, choice of OSI or standard keyboard routines, two callable screen clears, and software support for 32-64 characters per line video. Has one character command to switch model 2 C1P from 24 to 48 character line. When installed in C2 or C4 (C2S) requires installation of additional chip. C1P requires only a jumper change. — $39.95
C1E/C2E similar to above but with extended machine code monitor. — $59.95 OSI

ARCADE GAMES FOR OSI, COLOR-80 AND TRS-80 (8K OSI, 16K TRS-80 AND COLOR-80)

TIMETREK - A REAL TIME, REAL GRAPHICS STARTRECK. See your torpedoes hit and watch your instruments work in real time. No more unrealistic scrolling displays! $14.95.

STARFIGHTER - This one man space war game pits you against spacecruisers, battlewagons, and one man fighters, you have the view from your cockpit window, a real time working instrument panel, and your wits. Another real time goody. $9.95

BATTLEFLEET - This grown up version of Battleship is the toughest thinking game available on OSI or 80 computers. There is no luck involved as you seek out the computers hidden fleet. A topographical toughie. $9.95

QUEST - A NEW IDEA IN ADVENTURE GAMES! Different from all the others, Quest is played on a computer generated mape of Alesia. Your job is to gather men and supplies by combbat, bargaining, exploration of ruins and temples and outright banditry. When your force is strong enough, you attack the Citadel of Moorlock in a life or death battle to the finish. Playable in 2 to 5 hours, this one is different every time.
16K COLOR-80 OR TRS-80 ONLY. $14.95

Please specify system on all orders

This is only a partial listing of what we have to offer. We offer over 120 games, ROMS, and data sheets for OSI systems and many games and utilities for COLOR-80 and TRS-80. Send $1.00 for our catalog.

AARDVARK TECHNICAL SERVICES, LTD.
2352 S. Commerce, Walled Lake, MI 48088
(313) 669-3110

OSI COLOR-80

Adventure of the Month

The Adventure is Waiting for You.....

How would you like to go back in time to 19th century London to match wits with Jack the Ripper? Out into space to brave the swirling vortex of a black hole? Into the depths of the ocean, or on a quest to rescue a beautiful princess from the clutches of evil monsters?

You never know where **SoftSide Magazine's Adventure of the Month** might take you. But you can be sure that each month you will experience new delights and new challenges as you receive an original adventure on tape or disk, ready to load into your computer.

The cost? A six-month membership is only $29 for the adventures on tape ($4.83 each) or $49 on disk ($8.16 each). If you're not sure you can handle six full months of excitement, you can order a single adventure on tape for $7 or on disk for $10. You can choose from:

Arabian Adventure
Alien Adventure
Treasure Island Adventure
Jack the Ripper Adventure
Crime Adventure
Black Hole Adventure
Windsloe Mansion Adventure
Klondike Adventure
James Brand Adventure
Witches' Brew Adventure
Around the World in 80 Days

To order, use coupon provided or write to:

Adventure of the Month
6 South Street
Milford, NH 03055

ADVENTURE OF THE MONTH

■ **Six month subscription:**
- ☐ Cassette — $29
- ☐ Disk — $49

■ **Individual adventures (please specify)**

_____

_____

- ☐ Cassette — $7 each
- ☐ Disk — $10 each

■ **Three adventures on one super disk ($26 each):**
- ☐ Arabian, Alien, and Treasure Island Adventures
- ☐ Jack the Ripper, Crime, and Around the World Adventures
- ☐ Black Hole, Windsloe Mansion, and Klondike Adventures

Please specify which computer:
- ☐ Apple™ (req. 24K for tape, 32K for disk)
- ☐ ATARI® (req. 32K for tape, 40K for disk)
- ☐ TRS-80® (req. 16K for tape, 32K for disk)

Name _____

Address _____

City/State _____ Zip_____

☐ MasterCard ☐ VISA ☐ Payment enclosed

Name of Cardholder _____

MC# and Interbank#/VISA# _____

Exp. Date_____ Signature_____

Prices subject to change without notice, Apple™, ATARI® and TRS-80® are registered trademarks of The Apple Computer Company, Warner Communications and The Tandy Corporation respectively.

LISZT with Strings

by Leonard H. Anderson, Donald Cohen, Richard F. Searle

LISZT turns your Applesoft program listing into an easy-to-understand structured format. The program is designed to be flexible and works with a variety of printers.

LISZT
requires:

Apple II with Applesoft
Disk Drive
Printer

Can you understand a program you wrote six months ago? Do you remember some of those special tricks imbedded in a concatenated line of code? The "LISZT" (Logical Interpreter Statement Zeugmatic Tabulator) can help you understand BASIC source code listings by structuring printouts in a clear, orderly form with a minimum of extra characters. Written for the Apple II Plus, it can be modified for other BASIC dialects.

Credit is due Mark Capella for the first listing program.[1] Since then, two others have been published.[2,3] Not completely satisfied, we decided to start fresh with the following rules:

1. Print results so they are easy to read.
2. Make the program adaptable to various printers.
3. Gather statements in strings for flexibility.
4. Separate REMs from printed code.
5. Omit the concatenation colon and "LET."
6. Split over-long print lines at a logical character.
7. Indent FOR-NEXT loops globally.
8. Indent IF-THEN statements locally.
9. Minimize disk operations.

The main program, LISZTER, was written in linear form to accommodate different printers and to allow easy deletion or addition of special features. This article is both a program description and a partial history of program development.

Applesoft Source Code Structure

Source code structure rules the program. One line of Applesoft BASIC is shown in figure 1. Each line contains five overhead bytes: two for a pointer to the next line, two more for the number, and an end-of-line null (binary zero) byte. The last line number source code ends in three null bytes to indicate end-of-program.

All variable names, strings, and punctuation not a function are expressed as 7-bit ASCII with most-significant-bit (MSB) set false or zero. All function words (IF, NEXT, REM, etc.) are stored as one-byte "tokens" with MSB set true or high. There are 107 Applesoft tokens.[4]

Starting the Program Organization

Figure 2 is the initial flow chart. Each program byte is examined, beginning with decimal memory location 2049. ("Standard" ROM Applesoft code begins here. It can be changed and will vary for other BASICs.) String variables hold the line number in N$, statement text in a "gather" string, G$, and the "combination" printout string, C$.

A remarks flag is set if a REM token is encountered. The first decision separates remarks by blank print lines but groups successive remarks without blank lines. Remarks are highlighted without appearing to be part of the main coding.

ASCII characters and token bytes are parsed next with tokens reconverted to the original function word. This section and the print line formatting section receive the most attention. A prime example is separating concatenated statements and allowing indication of over-long text lines.

Holding Two BASIC Programs in Memory

Applesoft reserves two bytes in page zero (first 256 bytes) for the starting address. Start location is *normally* decimal 2049 for ROM BASIC, stored in locations 103 (low byte) and 104 (high byte). End-of-program in memory is in locations 175 (low) and 176 (high). Either can be changed from the keyboard or program in memory.

Figure 1: **Structure of one source-code line number in Applesoft.**

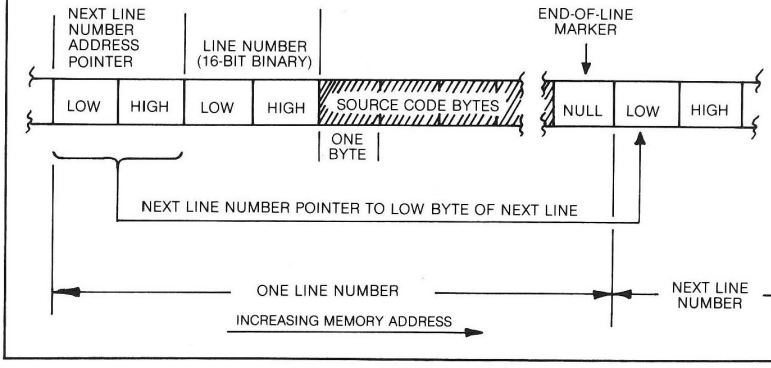

Apple's DOS allows the simulation of keyboard commands with an EXEC Text File. An EXEC file loads statements into the keyboard buffer. Each statement is then executed as if it were a keyboard command.

The program to be listed is loaded first. The EXEC file is called next by typing "EXEC LISZT." LISZT then changes normal program start address to the end of program plus two, loads and runs the LISZTER working program. Loading LISZTER will automatically set the new end-of-program address.

Although two programs are now in memory, Applesoft will only execute LISZTER as indicated by the starting address changed by EXEC file LISZT. Original start and end addresses are held in page zero scratchpad locations; LISZTER resets start and end from these scratch locations on completion of printout.

EXEC file LISZT is generated by the short program in listing 1. MAKE LISZT may be deleted after generating LISZT. LISZT EXECution commands are those indicated within quotes in MAKE LISZT line numbers 225 through 265.

LISZTER start location is set slightly higher than normally expected. This and the extra nulls will insure that the listed program can be RUN normally after LISZTER resets start and end addresses on printout completion. Normal source code ending must be three successive null bytes.

Setting Up LISZTER

LISZTER begins execution at line number 82 by initializing the variables. Initializing will speed up execution, especially with string variables in Applesoft. Token array T$ contains the 107 function words expressed as literal strings in the DATA statements. Direct expression as strings allows spaces to be added for clarity in gathering and converting the tokens.

The REM token word was changed to an asterisk. It is left as an isolated DATA declaration for those desiring another symbol or word. LET appears as a null string in line 88 to permit completion of the array; token parsing will skip over a LET.

Screen prompts in lines 94 to 100 are optional. Printed page length is normally 60 lines per page including the header. Indent spacing is normally four column spaces, fitting the REM asterisk with three following blanks.

***Figure 2:* Initial Flow Chart and Sectioning of LISZTER**

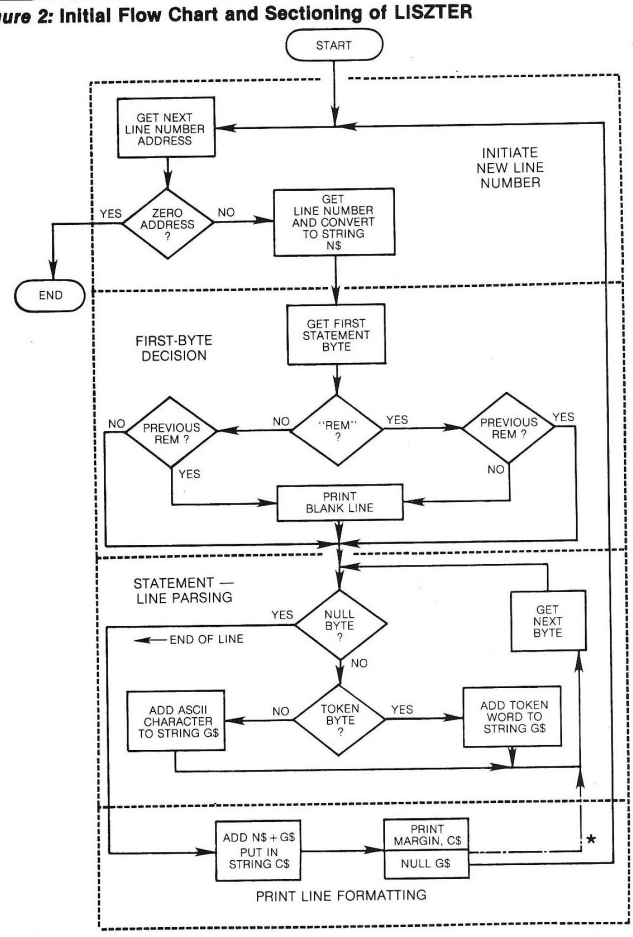

* Asterisk indicates possible path for next print line of same line number.

***Listing 1:* MAKE LISZT "EXEC" file generator printed with the LISZTER program in listing 2.**

```
                    MAKE LISZT
                LEONARD H. ANDERSON
              PRINTOUT ON 20 AUGUST 1981
                      Page 1

200       #       "MAKE LISZT" GENERATOR FOR "LISZT" EXEC FILE
205       #        LEONARD H. ANDERSON      7/5/81
210   D$ = Chr$(4)
      C$ = Chr$(13)+D$
215   Print C$"OPEN LISZT"
220   Print C$"WRITE LISZT"
225   Print "POKE208,PEEK(103)"
      Print "POKE209,PEEK(104)"
      Print "POKE210,PEEK(175)"
      Print "POKE211,PEEK(176)"
230   Print "POKE104,PEEK(211)"
235   Print "IF PEEK(210)<254 THEN POKE103,(PEEK(210)+1)"
240   Print "IF PEEK(210)>253 THEN_
        POKE103,(PEEK(210)-254):POKE104,(PEEK(211)+1)"
245   Print "POKE(PEEK(210)+PEEK(211)*256-2),0"
250   Print "POKE(PEEK(210)+PEEK(211)*256-1),0"
255   Print "POKE(PEEK(210)+PEEK(211)*256),0"
260   Print "POKE(PEEK(210)+PEEK(211)*256+1),0"
265   Print "POKE(PEEK(210)+PEEK(211)*256+2),0"
270   Print "RUN LISZTER"
275   Print D$"CLOSE"
280   End
                    End of Listing

Program Length = 642 Bytes,  Total of 17 Line Numbers
19 Total Non-Rem Statements,  2 Total Remarks
```

Listing 2 LISZTER 'UNIVERSAL' VERSION
LEONARD H. ANDERSON
24 JULY 1981
Page 1

```
0   Goto 82

1       *   "GET BYTE" SUBROUTINE

2   P = P+1
    B = Peek(P)
    Return

3       *   "BLANK LINE PRINT" SUBROUTINE

4   D = 0
     Gosub 6
    Print S$
    Return

5       *   "TEST PAGE" SUBROUTINE.  NOTE: SINGLE CHARACTER SET
            PRINTERS SHOULD DELETE "GOSUB 111" & "GOSUB 112"
            THROUGHOUT, LINES 110 THRU 113.

6   LC = LC+1
    If LC = <LP Then
        Return
            *   NOT A NEW PAGE

7    Gosub 111
    LC = 6
    PC = PC+1
    Print S$
    Print BB$;LB$;"(continued)"

8       *   A FORM-FEED TO GET TOP OF NEXT PAGE AFTER 'CONTINUED'
            NOTICE.  NOTE: PRINTERS WITH F-F COMMAND CAN USE "PRINT
            CHR$(12)" IN PLACE OF FOR-NEXT LOOP; THE SINGLE-SPACE
            "PRINT S$" (THROUGHOUT) IS REQUIRED BY CENTRONICS 737.

9   For K = LP To 63
        Print S$
    Next

10      *   PRINT THE HEADER, BRACKET LINE NUMBER FOR STATEMENTS
            SPLIT OVER TWO PRINT PAGES

11   H$(4) = "Page "+Str$(PC)
     For K = 1 To 4
         E = Int((LL-Len(H$(K)))/2)+1
         Print M$;Left$(BB$,E);H$(K)
     Next
     K = Fre(0)
     Print S$
     If Not D Then
         Return

12      *   PUT LINE NUMBER IN BRACKETS AS A STATEMENT
            IDENTIFICATION ON NEXT PAGE

13   N$ = Str$(Val(N$))
     K = Len(N$)
         *   N$ IS NOW WITHOUT SPACES; BRACKET N$ AND ATTACH TO
             STATEMENT CHARACTERS

14   C$ = Right$((Left$(LB$,(6-K))+Chr$(91)+N$+Chr$(93)+S$),8)+
         Right$(C$,(Len(C$)-8))
     K = Fre(0)
     Return

15      *   GET THE TWO-BYTE POINTER TO NEXT LINE NUMBER; NULL
            INDICATES END.

16   Gosub 2
     D = B
     Gosub 2
     D = 256*B+D
     If D>0 Goto 27

17      *   END OF PROGRAM, PRINT NOTICE

18   Gosub 111
     Gosub 4
     Gosub 4
     Gosub 6
    Print M$;LB$;"End of Listing"
```

(continued)

Line 104 assumes the printer interface located in peripheral slot 1. The "POKE 33,30" sets screen window width to 30 columns, necessary only for certain Apple I/O interfaces. Line 106 is the main printer control statement.

Subroutines

"GET BYTE" simply advances program byte pointer P and fetches a decimal value of the byte in B. "BLANK LINE PRINT" is used mainly in REM separation. String S$ is a single blank space and required by Centronics 737 printers; most other printers will accept a single PRINT without a variable.

"TEST PAGE" (lines 6 through 14) does several things: line count (LC) advance and test, header printing and a "continued" indicator print on the current page if another page is to be printed. Since concatenated statements are separated, some may be printed on the following page. Lines 13 and 14 place brackets around the line number and print that on the following page for clarity.

Upper and Lower Case

The mixture of upper and lower case characters is due primarily to the T$ array DATA declarations. We decided that program statements would appear better with the familiar function words in a mixture, non-token statements in normal upper-case only. The choice is up to the user.

Since none of us has direct lowercase control, an available utility program was used to "zap" the desired characters directly on the disk.[6] You should do this on a copy file in disk; strange results occur if a token is accidently changed!

First-Byte Decision

In the section occupying lines 29 through 33 on listing 2 remarks are separated and grouped. A single, first-byte colon in Applesoft is equivalent to a REM; first-byte colons are changed to REMs since the asterisk-equivalent voids the original source code separation intent.

Statement Line Parsing

Line 34 begins a number of decisions. A null program byte indicates end-of-line in Applesoft and jumps to the print line formatting routine at line

54. A decimal value between 1 and 127 is an ASCII character byte; any value above 127 is a token.

The double quote test at line 36 allows colons *within* quotes or remarks. Any other colons are treated as delimiter characters and tested at line 37. A delimiter forces a new print line but not a new line number as in the case of a null value byte.

Control characters are converted to upper case equivalents. Besides making control characters visible, conversion allows a printer to continue without suddenly switching to a new mode! We enclosed control characters in vertical bars because that print character has little use in normal printing.

Token byte values are changed to allow you to gather them from the T$ array. A token value out of normal range is made into a distinctive word at line 40. A test-true here would indicate an error.

The REM flag set at line 43 is primarily for concatenated remarks. The remarks counter is optional and used only for end-of-listing statistics. REM spacing variable RS is set to one for indenting remarks. While remarks are highlighted, we also wanted their appearance out of the normal program flow.

The FOR flag sets up the start of global FOR-NEXT indenting. The FOR spacing counter is advanced in print line formatting to allow completion of the entire FOR statement. The NEXT test at line 48 removes one FOR indent space. This space is held at zero in case an intermediate (but legal) NEXT is used with the loop.

Conditional tests add an indent space on completion of a THEN. Anything following a THEN, even if only a line number, is considered a separate statement. An IF-GOTO is considered a single statement. The choice was arbitrary to reduce total code.

A LET token is ignored by choice. Omitting line 47 allows you to print a LET.

DATA flag (DF) is used solely in print formatting. When set, it allows splitting an over-long print line only on commas. This is useful when DATA declarations contain strings with spaces as in LISZTER itself.

Listing 2 *(Continued)*

```
19      *   OPTIONAL STATISTICS

20   Gosub 4
     Gosub 4
     Gosub 6
    Print M$;"Program Length =_
        ";(Peek(211)-Peek(209))*256+Peek(210)-Peek(208);" Bytes, _
          Total of ";TN;" Line Numbers"
21   Gosub 4
     Gosub 6
    Print M$;(TS-TR);" Total Non-Rem Statements,  ";TR;" Total_
        Remarks"
     Gosub 4
     Gosub 6
    Print M$;"END"

22      *   TURN OFF PRINTER, DISPLAY END PROMPT ON SCREEN

23  Pr# 0
    Poke 33,40
    Home
    VTab 12
    HTab 11
    Inverse
    Print " END OF LISTING "
    Normal

24      *   RESET PAGE 0 POINTERS FOR THE LISTED PROGRAM

25  Poke 105,Peek(210)
    Poke 106,Peek(211)
    Poke 107,Peek(210)
    Poke 108,Peek(211)
    Poke 109,Peek(210)
    Poke 110,Peek(211)
    Poke 111,Peek(115)
    Poke 112,Peek(116)
    Poke 103,Peek(208)
    Poke 104,Peek(209)
    Poke 175,Peek(210)
    Poke 176,Peek(211)
    End

26      *   MAKE THE LINE NUMBER STRING

27  TN = TN+1
     Gosub 2
    D = B
     Gosub 2
    K = B*256+D
    D = Len(Str$(K))
    N$ = Right$((Left$(LB$,(7-D))+Str$(K)+"  "),8)

28      *   BEGIN LINE PARSING WITH FIRST-BYTE DECISION

29  TS = TS+1
    D = 0
     Gosub 2
    If B = 58 Then
        B = 178
            *   CONVERT "SIMPLE REM" (A ":" FIRST-BYTE) TO ORDINARY
                "REM"

30  If B = 178 And Not RF Then
         Gosub 4
         Goto 34
            *   "REM" FLAGS ARE SET AFTER SEPARATION OF TOKENS;
                REM-GROUPS SEPARATED BY BLANK PRINT LINES.

31  If B = 178 And RF Goto 34
        *   BYPASS RF RESET

32  If RF Then
        RF = 0
         Gosub 4

33      *   RE-ENTRY POINT FOR NEXT BYTE IN STATEMENT DECISION FLOW

34  If B = 0 Goto 54
        *   FORCE A NEW LINE ON THE END-OF-LINE NULL MARKER

35  If B>127 Then
    B = B-127
     Goto 41
        *   BYTE IS A TOKEN; REMAINDER ARE CHARACTERS          (continued)
```

Listing *(Continued)*

```
36  If B = 34 Then
        QF = -QF
            #   TOGGLE QUOTE FLAG FOR COLON-PRINT TEST IN NEXT LINE

37  If B = 58 And Not RF And QF<1 Then
        TS = TS+1
         Goto 54
            #   OMIT THE CONCATENATION ":" AND FORCE A NEW LINE, ELSE
                PRINT THE COLON AS A CHARACTER

38  If B<32 Then
        B = B+64
        G$ = G$+Chr$(124)+Chr$(B)
        B = 124
            #   PRINT CONTROL CHARACTERS AS UPPER-CASE BETWEEN
                VERTICAL BARS; INDICATOR OF CONTROL CHARACTER
                OPTIONAL.

39  G$ = G$+Chr$(B)
     Gosub 2
     Goto 34

40      #   INDICATE UNUSED TOKENS AND CONTINUE

41  If B>107 Then
        G$ = G$+" ?! "
         Gosub 2
         Goto 34

42      #   ACCEPTABLE TOKENS...

43  If B = 51 Then
        TR = TR+1
        RF = 1
        RS = 1
            #   SET BOTH FLAGS AND TOTAL-COUNT ON "REM"

44  If B = 2 Then
        FF = 1
            #   A "FOR" IS STARTED

45  If B = 69 Then
        CF = 1
        G$ = G$+T$(B)
         Goto 54
            #   FORCE A NEW LINE AFTER PRINTING A "THEN"

46  If B = 4 Then
        DF = 1
            #   "DATA" STATEMENT BEGUN; WILL AFFECT INDENTING LATER
47  If B = 43 Then
         Gosub 2
         Goto 34
            #   IGNORE A "LET" (IT IS A NULL STRING IN DATA STATEMENT
                LINE #88)

48  If B = 3 Then
       FS = FS-1
       If FS<0 Then
           FS = 0
               #   "NEXT" TOKEN REMOVES A "FOR" LOOP INDENT

49  G$ = G$+T$(B)
     Gosub 2
     Goto 34

50      #   ADD EXTRA INDENT FOR EACH SPLIT LINE, LIMITING FOR
            LINE-UP OF "REM" AND "DATA" PRINT-OUTS

51  SF = 0
    RS = RS+1
    If RS>2 Then
        RS = 2
52  If DF And RS>1 Then
        RS = 1

53      #   GET TOTAL INDENT SPACES FOR PRINT LINE PLUS LOW-LIMIT FOR
            SPLIT-POINT ("E")

54  K = IM$(FS+CS+RS)
    E = K+13
    If K>0 Then
        G$ = Left$(BB$,K)+G$
```

(continued)

Print Line Formatting

The next part of the program sets up indent spaces and splits over-long print lines on a selected character. Splitting is done on ASCII characters since gather string G$ contains only ASCII values on entrance at line 54.

FOR, REM, and IF spacing counters are added at line 54, multiplied by IM (default value of four), and inserted ahead of G$. Temporary variable D is an indicator to insert the line number on the first statement. G$ is set into C$, then tested for length at line 59. If the C$ string length is too long, it is split with the right side remainder replacing the former contents of G$.

Splitting has two priorities. The first priority split occurs at the right-most available space, if it is not a DATA statement. The second priority is an arithmetic operator character (ASCII, not token) or comma; DATA statements split only on commas. While the second priority choice seems arbitrary, it is convenient in terms of ASCII values.

Splitting character search is right to left, beginning with the last available print line column determined by LL. Left limit is determined by temporary variable E (line 54). The original program had an undesired zero left limit; a few print lines were endless blanks!

Another undesired condition occurred with spaces in long strings or PRINTs going beyond the right limit. There was no way to determine if a space existed in the printout. This is solved by lines 74 and 75 adding an underline at the right-most space of the first line, or left-most space of the next line.

Final Print and Cleanup

Every new line calls the TEST PAGE subroutine. This determines if a new page is called for and, if so, prints the "continued" reminder at the bottom, form-feeds, then prints a header on the next page.

Deciding on a one-statement-per-line format gave us the possibility of one or more unnumbered statements on the next page. Holding the readability rule, we decided on placing the next-page line number in brackets (seldom used in Applesoft) while holding the number print justification. Lines 13 and 14 take care of this. An early version used two colons between the

number and statement but conflicted with Backus-Naur notation.

Uncompleted split lines jump to line 51 for extra indents. A remark allows one extra indent count to line up the remark second line with first line text. The REM symbol used here takes four columns or one default indent space. The DATA declaration single indent (line 52) seemed to be most readable.

Separate flag and counter variables on FOR and IF statements allow for concatenation in one line number of source code *and* the global or local indenting in printout. Local indenting of conditionals is reset on a new line number but global indenting of FOR loops is decremented only on a NEXT token at line 45.

A new source code line number is begun only when the program byte contains the end-of-line null.

Ending it All

Applesoft indicates the end of a listing by three successive nulls. This would appear as a zero line number — a second zero line number, since LISZTER begins with line number zero. This second zero line number falls through the IF in line 16 to begin optional statistical printouts at lines 18, 20, and 21.

Line 23 disables all Apple peripherals by "PR#0", resets screen width to normal by "POKE 33,40", and indicates a finish on the screen. The print command at line 106 allowed the screen to be active at all times even though lower case characters appear as nonsense on a standard Apple.

The POKEs in line 25 reset the start and end pointers to their original values prior to the EXEC file command. Variable and array space pointers are also reset permitting the user to RUN the program after LISZTing.

Optional Starting Prompts

The "RUN 23" notice in line 94 should remain until the user is very familiar with LISZT. It is the only way to restore start and end pointers after a RESET. Address locations in line 95 are optional, useful only with very long programs.

Page length, left margin, and indent spacing are useful only if different paper is used. If available, different vertical printer spacing could be added to

Listing 2 *(Continued)*

```
55        *   ADD LINE NUMBER OR EQUIVALENT-SPACE BLANK

56   If Not D Then
         C$ = N$+B$
57   If D Then
         C$ = LB$+B$

58        *   TEST FOR LONG LINE, SPLIT IF NECESSARY

59   K = Len(C$)-LL
     If K<1 Goto 73
          *   NOT A SPLIT LINE

60   B$ = Right$(C$,K)
     C$ = Left$(C$,LL)
     SF = 1
     If DF Goto 65

61        *   START SPLIT WITH A SPACE FIRST IF NOT "DATA"

62   D = LL
63   If Mid$(C$,D,1) = S$ Goto 71
64   D = D-1
     If D>E Goto 63
65   D = LL
          *   SPLIT NEXT AT ARITHMETIC OPERATOR OR COMMA

66   K = Asc(Mid$(C$,D,1))
     If K<42 Or K>47 Goto 69
67   If DF And K = 44 Goto 71
          *   "DATA" STATEMENTS SPLIT ONLY ON COMMAS

68   If Not DF And K<>46 Goto 71
          *   OTHER STATEMENTS SPLIT BY ALL BUT PERIOD

69   D = D-1
     If D>E Goto 66
70    Goto 73
          *   FALL-THROUGH INDICATES END-OF-PRINT-LINE SPLIT
71   K = LL-D
     If K>0 Then
          B$ = Right$(C$,K)+B$
          C$ = Left$(C$,D)

72        *   TEST PAGE LINE-COUNT, INSERT SPACES AS ALLOWED, THEN
              PRINT AT LINE #76.  NOTE: SINGLE CHARACTER SET PRINTERS
              SHOULD USE ONLY "PRINT M$;C$" BEFORE "K = FRE(0)" IN LINE
              #76.

73    Gosub 6
     K = Len(C$)
     If SF = 0 Or K<2 Or RF Then
          76
74   If Mid$(C$,K,1) = S$ Then
          C$ = Left$(C$,(K-1))+Chr$(95)
               *   PUT A TRAILING UNDERLINE IN PLACE OF THE LAST SPACE
                   AS A MARKER FOR THE LEFT-HAND STRING

75   If Len(B$)>2 And Left$(B$,1) = S$ Then
          B$ = Chr$(95)+Right$(B$,(Len(B$)-1))
               *   PUT A LEADING UNDERLINE IN PLACE OF THE FIRST SPACE
                   OF RIGHT-HAND STRING AS A MARKER

76    Gosub 111
     K = Len(C$)
     Print M$;Left$(C$,8);
      Gosub 112
     Print Right$(C$,(K-8))
     K = Fre(0)
     If SF Then
          D = 1
           Goto 51
               *   PRINT REST OF A SPLIT LINE

77   QF = -1

     RS = 0
     DF = 0
     If FF Then
          FS = FS+1
          FF = 0
78   D = 0
     If CF Then
          CS = CS+1
          CF = 0                                          (continued)
```

the page length prompt at line 98. A variable left margin requires the BB$ string to be slightly longer than one-half print line width.

We recommend that you retain the inverse video reminder at line 102. Concentration on program development makes us forget the right buttons to push at crucial moments!

Final Thoughts

A "REM-less" version of LISZTER is about 3.9K long and will run in 5.5K of free memory. Disk operations are not required after the intitial EXEC LISZT command.

Hesitation in execution occurs only in parsing long character lines. LISZTER's line 76 takes about 20 seconds to gather, split, and begin printing. The 256-byte string maximum has not yet been reached, including one LISZTing over 30 print pages.

Lack of concatenation character does not seem to hamper reading. Those familiar with the interpreter syntax will know it is always there. Statement separation is easier to understand and is improved further with indenting.

Thanks are due to Cliff Bruhn, Dennis Kaloi, Sterling Tate, Wes Ten, and Bob Keene of Candid Computers for their trial runs, comments, and suggestions.

References

1. "FP LISTER," Mark Capella, *CALL-A.P.P.L.E.*, May, 1980.

2. "Apple BASIC Prettyprinter," Michael Keith, *Microcomputing* August, 1981, pp.110, 113.

3. "Program Listing Formatter," Robert C. Clardy, M. Capella, J. Morrisset, C. Anson, V. Golding, *CALL-A.P.P.L.E. In Depth*, Number One (September 1981), pp. 102, 105.

4. *Applesoft Reference Manual*, Apple Computer Incorporated.

5. *Apple II Disk Operating System Reference Manual*, Apple Computer Incorporated.

6. "The Inspector," Omega Microware, Inc., (one of several "zappers" available).

Listing 2 *(Continued)*

```
79  SF = 0
    G$ = ""
    If B = 0 Then
       CS = 0
        Goto 16
           *   GET ANOTHER PRINT LINE IF NOT E-O-L NULL, ELSE FALL
               THROUGH AND GET ANOTHER LINE NUMBER

80   Gosub 2
    D = 1
     Goto 34

81       *   INITIALIZATION OF VARIABLES

82  Dim T$(107),H$(4)

83       *   INITIAL VARIABLE SETTING HAS AN 80-CHARACTER WIDE PRINT
             LINE AND 60-LINE PAGE LENGTH (INCLUDING HEADER, EXCLUDING
             'CONTINUED' INDICATOR); CHANGE LL AND LP AS DESIRED FOR
             OTHER FORMAT SIZE.
84       *   THE "P=2048" IN LINE #85 ASSUMES A NORMAL APPLESOFT ROM
             START AT DECIMAL ADDRESS 2049.  CHANGE FOR APPLESOFT IN
             RAM.

85  P = 2048
    B = 0
    RS = 0
    CS = 0
    FS = 0
    RF = 0
    CF = 0
    FF = 0
    DF = 0
    SF = 0
    QF = -1
    LL = 80
    LP = 60
    IM = 4
    E = 0
    TN = 0
    TS = 0
    TR = 0
    S$ = " "
86  C$ = ""
    N$ = ""
    G$ = ""
    M$ = ""
    H$(0) = ""
    LB$ = "          "
    BB$ = "                                                  "
87  Data "End","For ","Next ","Data ","Input ","Del ","Dim ","Read ",
         "Gr","Text","Pr# ","In# ","Call ","Plot ","HLin ","VLin ",
         "HGr2","HGr","HColor = ","HPlot ","Draw ","XDraw ","HTab ",
         "Home","Rot = "
88  Data "Scale = ","ShLoad","Trace","NoTrace","Normal","Inverse",
         "Flash","Color = ","Pop","VTab ","Himem : ","Lomem : ",
         "OnErr ","Resume","Recall ","Store ","Speed = ","","," Goto ",
         "Run","If ","Restore","& "," Gosub ","Return"
89  Data "$   "
         *   ^ CHANGE "REM" TOKEN WORD INDICATOR AS DESIRED

90  Data "Stop","On ","Wait ","Load ","Save ","Def ","Poke ","Print ",
         "Cont","List ","Clear","Get ","New","Tab("," To ","Fn ",
         "Spc("," Then "," At ","Not "," Step ","+","-","*"
91  Data "/","^"," And "," Or ",">","=","<","Sgn","Int","Abs","Usr",
         "Fre","Scrn(","Pdl","Pos","Sqr","Rnd","Log","Exp","Cos","Sin",
         "Tan","ArcTan","Peek","Len","Str$","Val","Asc","Chr$","Left$",
         "Right$","Mid$"
92  For K = 1 To 107
        Read T$(K)
    Next

93       *   SCREEN PROMPTS AND ALTERNATE LISTING CONSTANTS

94  Home
    VTab 3
    Flash
    Print " RUN 23 ";
    Normal
    Print " RESTORES ORIGINAL AFTER RESET"
         *   'RUN 23' RESTORES POINTERS FOR PROGRAM START AND END TO
             ORIGINAL VALUES AND RESETS SCREEN
                                                        (continued)
```

Listing 2 *(Continued)*

```
95  Print
    Print "START OF PROGRAM LISTED: ";Peek(209)*256+Peek(208)
    Print "  END OF PROGRAM LISTED: ";Peek(211)*256+Peek(210)
    Print "        END OF 'LISZTER': ";Peek(176)*256+Peek(175)

96      *   ABOVE IS OPTIONAL, CHECKS TO SEE IF THE 'LISZT' EXEC-FILE
            IS OPERATING PROPERLY

97  Print
    Input "PROGRAM NAME: ";H$(1)
    Input "  PROGRAMMER: ";H$(2)
    Input "        DATE: ";H$(3)
    Print
98  Print
    Print "PAGE LENGTH IS 60 LINES, WANT OTHER?"
    Get H$(0)
    If H$(0) = "Y" Then
        Input "  PAGE LENGTH: ";LP
        If LP>62 Goto 98
            *   LIMIT TO 11" LENGTH AND HEADER START-POSITION; CAN
                CHANGE WITH SMALLER-SPACING PRINTERS.

99  Print
    Print "NO LEFT MARGIN, WANT ONE ?"
    Get H$(0)
    If H$(0) = "Y" Then
        Input "  MARGIN SPACES: ";K
        If K>0 And K<49 Then
            M$ = Left$(BB$,K)
            LL = LL-K
                *   MARGIN & LINE-LENGTH UNTOUCHED ON WRONG INPUT,
                    REMAINS AT DEFAULT VALUE

100 Print
    Print "INDENT SPACING = 4, WANT OTHER ?"
    Get H$(0)
    If H$(0) = "Y" Then
        Input "  SPACING: ";IM
        If IM<0 Or IM>12 Goto 100

101     *   REMINDER FOR PRINTER SET-UP
102 Home
    Inverse
    Print " SET PAPER TO TOP OF FORM "
    Print "           THEN           "
    Print "      TURN ON PRINTER     "
    Normal
    Print
    Get H$(0)

103     *   SET SCREEN WIDTH, TURN ON PROPER PORT

104 Home
    Poke 33,30
    Pr# 1

105     *   SET-UP FOR EPSON MX-80 PRINTER WITH ORANGE MICRO
            'GRAPPLER' OR CENTRONICS-COMPATIBLE PARALLEL INTERFACE
            CARD.  CCS CARD MUST ADD 'CHR$(9)"K"' TO REMOVE EXTRA
            LINE FEED.

106 Print Chr$(9)"82N"Chr$(9)"I"

107     *   RESERVED LINE FOR OPTIONAL PRINTER CONTROL
108     *   CHR$(9) = "CONTROL-I"

109 LC = 6
    PC = 1
     Gosub 11
     Goto 16

110     *   MX-80 ITALICS/STANDARD CHARACTER SET SWITCHING
            SUBROUTINES (APPLIES ONLY TO "GRAFTRAX"-AUGMENTED
            PRINTERS)

111 Print Chr$(27)"5";
    Return
        *   ESC-5 IS STANDARD SET

112  Gosub 111
    If RF Then
        Print Chr$(27)"4";
            *   ESC-4 IS ITALICS SET USED FOR "REM"S
                                                    (continued)
113 Return
```

Problems You May Encounter with LISZT with Strings

1. A colon ending a line causes a stop and 'error at line 76' display. The best solution is to use a line editor program or keyboard to correct the program line to remove the extraneous byte. Usually appears to be a 'forgotten' removal during program editing.

2. A double colon starting a line causes LISZTER to think the first colon is a REM, but the second colon causes reversion to gathering tokens and characters in the usual manner. Using an italics set on the printer will make this line look like a REM splat, but has both upper and lower case contents. Best solution is to edit out the extra colons.

3. A statement ending nested FOR loops such as "NEXT J,K,L" executes in Applesoft as if they were three separate NEXT statements. Since LISZTER will only recognize *one* NEXT token, all following lines will retain the FOR-NEXT indent(s) for the remainder of printout.

   We don't have a simple solution for this — yet. Changing the program to "NEXT J:NEXT K:NEXT L" will add only two bytes and bring the left margin back to normal. The two added bytes are the NEXT tokens; concatenation colons take the place of the commas.

4. On any mid-printout deliberate stop, such as RESET, you must key in RUN 23 to restore the program start and end pointers. Failure to do so may attach LISZTER to the program being listed.

Richard F. Searle is manager of software and control systems at an aerospace corporation and a consultant on the application of solar energy. You can write to Mr. Searle at 4511 Adam Road, Simi Valley, California 93063.

Donald Cohen is an electronics engineer specializing in microprocessor control of aircraft emergency power systems. He is also a programming consultant and partner of Donald Cohen Associates. Contact Mr. Cohen at Donald Cohen Associates, 4613 Wolfe Way, Woodland Hills, California 91364.

Leonard H. Anderson is a hardware and systems engineer, who uses his Apple II for number crunching (when not playing games). He is also a contract writer and currently an Associate Editor with *Ham Radio* Magazine. Address correspondence to 10048 Lanark Street, Sun Valley, California 91352.

Listing 2 *(Continued)*

```
  114       *          "LISZTER"
  115       *      Working Program to
  116       *          re-format
  117       *    APPLESOFT Programs for
  118       *           Printing
  119       *
  120       *               BY
  121       *      LEONARD H. ANDERSON
  122       *
  123       *     Version 4.1.3, 7/24/81
  124       *      (lower-case version)
  125       *       MX-80 & "GRAFTRAX"
  126       *       (ITALICS ON REMS)
  127       *
  128       *    DESCRIPTION OF VARIABLES:
  129       *
  130       *    B     PROGRAM BYTE DECIMAL VALUE
  131       *    BB$   'BIG BLANK' STRING OF 40 SPACES
  132       *    CF    "IF" FLAG: 1 = "IF" STARTED; 0 = NO "IF"
  133       *    CS    "IF" (CONDITIONAL) INDENT SPACE COUNTER
  134       *    C$    CHARACTER AND TOKEN STRING TO BE PRINTED
  135       *    D     'DIRECTION', A TEMPORARY
  136       *    DF    "DATA" FLAG (ALLOWS SPLIT ON COMMA ONLY)
  137       *            1 = "DATA" EXISTS ON LINE; 0 = NO "DATA"
  138       *    E     TEMPORARY, PARTLY FOR SPLIT-LINE LIMITS
  139       *    FF    "FOR" FLAG: 1 = "FOR" STARTED; 0 = NO "FOR"
  140       *    FS    "FOR" INDENT SPACING COUNTER
  141       *    G$    'GATHER' STRING TO BUILD STATEMENT LINE
  142       *    H$    HEADER ARRAY FOR PAGE TITLE
  143       *    IM    INDENT SPACE MULTIPLIER
  144       *    K     TEMPORARY
  145       *    LB$   'LITTLE BLANK' STRING OF 8 SPACES
  146       *    LC    LINE COUNTER FOR PAGINATION TEST
  147       *    LL    LINE-LENGTH (WIDTH) CONSTANT
  148       *    LP    LINES-PER-PAGE CONSTANT
  149       *    M$    LEFT MARGIN SPACING STRING
  150       *    N$    LINE NUMBER STRING
  151       *    P     POINTER TO PROGRAM BYTE (DECIMAL VALUE)
  152       *    PC    PAGE COUNTER FOR HEADER ON EACH PAGE
  153       *    QF    QUOTE FLAG TO ALLOW/DISALLOW COLON PRINTING
  154       *            -1 = NO QUOTE OR SECOND QUOTE OF PAIR EXISTS
  155       *            +1 = FIRST QUOTE OF PAIR EXISTS, ALLOW COLONS
  156       *    RF    "REM" FLAG: 1 = "REM" STARTED; 0 = NO "REM"
  157       *    RS    "REM" INDENT SPACING COUNTER
  158       *    SF    SPLIT-LINE FLAG; SET IF PRINT LINE MUST BE SPLIT
  159       *    S$    SINGLE SPACE STRING
  160       *    TN    TOTAL LINE NUMBER COUNTER
  161       *    TR    TOTAL REMARK-STATEMENT COUNTER
  162       *    TS    TOTAL STATEMENT COUNTER
  163       *
  164       *    AN EXAMPLE OF INDENTS ON NESTED "FOR" LOOPS:

  165  For J = 1 To 25
  166       For K = J To 26
  167            If MT(J,K) = 0 Goto 170
  168            For L = J To K
                      If MT(J,K)<>0 Then
                           MT(K,L) = MT(K,L)-(MT(J,K)*MT(J,L))
                                *   BEGINS WITH "LET MT(..."

  169            Next L
  170       Next K
  171  Next J

  172       *
 1790       *       /I/    /6/    /I/
18000       *    THE PRECEDING LINE CONTAINED TWO CONTROL-I CHARACTERS
                 SEPARATED BY A CONTROL-G (BELL).


       End of Listing


Program Length = 10061 Bytes,  Total of 175 Line Numbers

271 Total Non-Rem Statements,  119 Total Remarks

END
```

MICRO™

APPLESCOPE

DIGITAL STORAGE OSCILLOSCOPE
Interface for the Apple II Computer

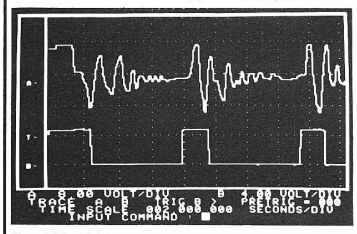

The APPLESCOPE system combines two high speed analog to digital converters and a digital control board with the high resolution graphics capabilities of the Apple II computer to create a digital storage oscilloscope. Signal trace parameters are entered through the keyboard to operational software provided in PROM on the DI control board.

- DC to 3.5 Mhz sample rate with 1024 byte buffer memory
- Pretrigger Viewing
- Programmable Scale Select
- Continuous and Single Sweep Modes
- Single or Dual Channel Trace

Price for the two board Applescope system is **$595**
EXTERNAL TRIGGER ADDAPTER **$29**

APPLESCOPE ACCESSORIES

APPLESCOPE-HR12 High resolution 12 bit analog to digital converter with sample rates to 100 Khz. Requires 48K Apple II with disk drive. Software provide on floppy disk includes basic SCOPE DRIVER package.
Price per channel **$695**

APPLESCOPE-HRHS High Resolution AND High Speed. Circuit combines two 6 bit flash analog to digital converters to give a 10 bit dynamic range. The 10 bit converter resolution is maintained at sampling rates up to the 7 Mhz. maximum for signal slew rates less than .5 volts per microsecond. Larger inputs slew rates will reduce the converter resolution to 6 bits until the signal stabilizes within the .5 Volt per microsecond limit. Requires 48K Apple II with disk drive. Software provided on disk includes the basic SCOPE DRIVER package. Price per channel **$695**

APPLESCOPE-EXT External trigger adapter has a switch selectable external trigger input to a BNC connector mounted in a rear slot of the Apple II computer.
Price **$29.00**

APPLESCOPE-BNC BNC adapter connects the Berg stick connectors on the A1 circuit card to male BNC plugs mounted in a rear slot of the Apple II compter.
Price **$14.95**

BUS EXTENDERS Allow easy access to Apple II peripheral circuit cards. Price **$19.95**

SCOPE PROBES Oscilloscope probes for use with the APPLESCOPE - BNC adapter. Price**$29.95**

SCOPE DRIVER Advanced software for the Applescope system provided on 5¼" floppy disk. Available options include:

- Signal Averaging - Acquires 1 to 255 signal sweeps and displays the averaged result.
- Digital Volt Meter - Allows use as a real time DVM or use to measure points on an acquired sweep.
- Hard Copy - Uses graphics printer to produce hard-copy output of displayed traces.
- Disk Storage - Allows automatic storage and recover of acquired data on floppy disks.
- Spectrum Analyzer - Calculates and displays frequency spectrum of acquired data.

BUS RIDER
LOGIC ANALYZER for the APPLE II

The BUS RIDER circuit card silently rides the Apple II peripheral bus and allows real time tracking of program flow. Software provided on EPROM allows set up of trace parameters from the keyboard and read back of disassembled code after a program has been tracked.

- 32 bit by 1024 sample memory buffer
- Monitors Data and Address bus plus 8 external inputs
- Trigger on any 32 bit word or external trigger
- Pretrigger viewing

The BUS RIDER is an invaluable development tool for anyone working with Apple II or Apple II+ computers.
Price **$295**

RC ELECTRONICS INC.
7265 Tuolumne St., Goleta, CA 93117
Visa **(805) 968-6614** M/C

FOR YOUR APPLE II

Industry standard products at super saver discount prices

PARALLEL PRINTERS



C-ITOH 8510 PRINTER Virtually identical to the NEC 8023. Same electro-mechanical internals. The only difference is the name and the price. Specifications: • 100 CPS dot matrix printer • 80 column print—136 characters per line • Tractor/friction feed • 7 different print fonts included • 2K printer buffer • Proportional spacing • Bit image graphics and graphic symbols.

NEC & C-ITOH List: $800

Special Price with any other purchase **$595**

EPSON 100 PRINTER **$749**

Z-80 CARDS FOR YOUR APPLE

MICROSOFT SOFTCARD. With CP/M® & MBASIC.

(List: $399) **$289**

NEW! **ADVANCED LOGIC SYSTEM Z-CARD. With C/PM®.** Has everything the Softcard has except MBASIC. Works with Microsoft's disks too.

(List: $269) **$209**

NEW! **U-Z-80 PROCESSOR BOARD (from Europe)** Software compatible with Softcard and ALS Software ..... (List: $199) **$149**

With CP/M®, ... add: (List: $75) **$49**

NEW! **ALS SYNERGIZER.** CP/M™ operating package with an 80 column video board, CP/M® interface, and 16K memory expansion for Apple II. Permits use of the full range of CP/M® software on Apple II *and* Apple III.

(List: $749) **$595**



80 COLUMN VIDEO DISPLAYS FOR APPLE II

SMARTERM. (Not to be confused with SUPRTERM)

Software switching from 80 to 40 and 40 to 80 characters. 9 new characters not found on the Apple keyboard. Fully compatible with CP/M® and Apple PASCAL®. With lowest power consumption of only 2.5 watts.

(List: $360) **$279**

SMARTERM EXPANDED CHARACTER SET. Add to above: **$40**
7"x 11" matrix with true decenders.

VIDEX-80 ..... **$279**

WIZARD **$269**

MONITORS FOR YOUR APPLE

AMDEX 300G **$229**

SUPER SPECIALS!

12" GREEN MONITOR **$139**

12" BLACK & WHITE MONITOR **$125**

All equipment shipped factory fresh. Manufacturers' warranties included. Please add $3.00 per product for shipping and handling. California: add 6% tax; BART Counties: 6½%.

EXPAND YOUR APPLE II MEMORY

16K MEMORY EXPANSION MODULE. The preferred 16K RAM Expansion Module from PROMETHEUS. Fully compatible with CP/M® and Apple Pascal®. With full 1-year parts and labor warranty.

(List: $169) **$99**

MEMORY MANAGEMENT SYSTEM. Provides more free memory in BASIC by moving DOS into 16K card.

(List: $49) **$35**

16K RAM ADD-ON KITS. Eight 16K full specification RAMS.

Reduced to **$19**

SATURN SYSTEMS 32K RAM CARD **$199**



VERSAcard from PROMETHEUS

Four cards on one! With true simultaneous operation. Includes: (1) Serial Input/Output Interface, (2) Parallel Output Interface, (3) Precision Clock/Calendar, and (4) BSR Control. All on one card. Fully compatible with CP/M® and Apple Pascal®.

(List: $249) **$195**

JOYSTICK

Takes the place of two Apple Paddle Controllers. From BMP Enterprises. Heavy duty industrial construction and cable. Non-self centering. With polarity switches for consistent motion control.

(List: $59) **$39**

MODEMS FOR YOUR APPLE II

HAYS Smartmodem **$229**

NOVATION Apple Cat **$349**

CENTRONICS COMPATIBLE PARALLEL INTERFACE

NEW! Look out Grappler! From PROMETHEUS. For use with Epson, NEC, C-ITOH, and other printers. Fully compatible with CP/M® and Apple Pascal®.

Only **$69**

With Screen Dump Graphics for EPSON printer, add ... **$25**

Phone for Quick Shipment!

(415) 490-3420

SGC

"The mail order specialists"

342 Quartz Circle, Livermore, CA 94550

GET FREE SOFTWARE FOR YOUR COMPUTER!

HOW? JUST ORDER ANY OF THE ITEMS BELOW, AND SELECT YOUR FREE SOFTWARE FROM THE BONUS SOFTWARE SECTION, USING THE FOLLOWING RULE: FOR THE FIRST $100.00 WORTH OF MERCHANDISE ORDERED TAKE 1 ITEM; FOR THE NEXT $200.00 WORTH OF MERCHANDISE ORDERED TAKE ANOTHER ITEM; FOR THE NEXT $300.00 TAKE A THIRD ITEM, ETC. ALL AT NO COST.

HARDWARE by APPLE COMPUTER

APPLE II + , 48K	1199	PASCAL LANG. SYS.	397
FLOPPY DR. + CNTRLR	535	FLOPPY DRIVE	455

We carry the rest of the APPLE line at low, low prices! CALL!

OTHER HARDWARE for APPLE

D.C. HAYES:			
Micromodem II	300	Smartmodem	239
MICROSOFT:			
Z80 Softcard	269	16K Ramcard	159
MOUNTAIN COMPUTER:			
CPS Multifunction	199	A/D + D/A Card	105
Expans. Chassis	595	Romplus	135

CALL FOR MORE PRICES. WE CARRY FULL LINE!

CALIF. COMPUTER SYSTEMS:			
Centronics Par. Int.	115	A/D Conv.	105
Async. Serial Int.	135	Arith. Proc./Disk	339

CALL FOR MORE PRICES. WE CARRY FULL LINE!

VIDEX:			
80 Col. Board	275	Switchplate	15
Enhancer I	105	Enhancer II	125
MORE OTHER HARDWARE FOR APPLE:			
SSM AIO	159	ABT Keypad	119
SSM Serial ASIO	115	Keyboard Co. Keypad	129
SSM Par. APIO	99	Sunshine Joystick	40
SSM A488 IEEE	425	Cisco Paddles	29
Novation APL. CAT	339	Prometheus Z Card	229
VERSAWRITER	249	SUP'R'MOD	29

OTHER SOFTWARE for APPLE:

PERSONAL SOFTWARE:			
Visicalc 3.3	159	Visifile	199
Visiplot	149	Visiplot/Visitrend	199
Visiterm	125	Visidex	169
Desktop Plan II	169	Visipak	559
MICROSOFT:			
APPLE Fortran (Z80)	149	APPLE Cobol (Z80)	499
TASC Basic Compiler	139	Olympic Declathon	25
MICRO-PRO:			
Wordstar	245	Mail-Merge	99
Spell-Star	149	Data-Star	199
PEACHTREE: BIZ Packages, all			219
CPA BIZ Packages, all			199

MORE OTHER SOFTWARE for APPLE:

DB Master	179	DB Master for CORVUS	399
Data Factory	125	PFS	85
ASCII Express 3.3	55	PFS Report	85
Sorcim Super Calc	250	Spellguard CP/M	235
Howard Tax Preparer '82	125	Broderbund G. Ledger	335
Real Estate Analyzer	129	Broderbund Payroll	335
Ashton d Base II	495	dBase II Manual	50
Graph Trix	49		

WORD-PROCESSORS for APPLE:

Wordstar CP/M	245	EZWriter Prof. Sys.	215
Magic Wand CP/M	299	MUSE Super Text	125
Executive Secretary	199	Wordpower	50
Letter Perfect	125	Hebrew II	55
Magic Window	85	SuperScribe II	110
Spellguard	235	Spellstar CP/M	149
Word Handler (Gives 80-Col. & lower case with no board!)			199

PRINTERS

EPSON:			
MX80	495	MX80 F/T	575
MX100 w/Graftrax	775	MX70 w/Graftrax	375
APPLE Intfce/Cbl	85	GRAFTRAX	90
GRAPPLER Intfc	149	2K Buffer Ser. Card	135
MX80 Ribbon	15	MX100 Ribbon	24
C.ITOH:			
25 CPS Daisy Par.	1440	25 CPS Daisy Ser.	1495
45 CPS Daisy Par.	1795	40 CPS Daisy Ser.	1895
Daisy Tractor Option	225	PRO-WRITER Par.	515
NEC SPINWRITERS & MATRIX PRINTERS:			
3530 Par/RO	1895	3510 Ser/RO	1895
7730 Par/RO	2445	7710 Ser/RO	2445
77D Sellum	2795	NEC PC8023A	675
QUME:		**DIABLO:**	
9/45	2149	630 R/O	2350
IDS:			
445G	699	460G	875
560G	1075	Prism Color Printer	1699
TI: 810 Basic	1349	810 Serial	1429
MPI: 88G	579	99G	669
PRINTRONIX: P300	4500	P600	6150

ADD-ON MEMORY CARDS & DISK DRIVES FOR APPLE

MEMORY:			
Microsoft 16K Ram card	159	Saturn 32K Ramcard	199
Legend 128K Ram card	649	Prometheus 128K Ram.	550
Legend 64K Ram card	299	4116 Add-In Mem/16K	29
SVA 256K APL-Cache	1045		
APPLE-COMPATIBLE FLOPPIES by MICRO-SCI:			
With Controller:		No Controller:	
A35 Dir. Replacement	450	A35	415
A40 40-Track	489	A40	399
A70 70-Track	599	A70	499
APPLE-COMPATIBLE FLOPPIES by VISTA			
40 Track 163KB	389	80 Track 326 KB	559
160 Track 652KB	799	8" A800 Controller	549
V1000 Dual 8" Subsystem	1300	V1000 Dual 8" Dbl. Side	1600
SORRENTO VALLEY ASSOC:			
AMS 8000 Dual 8"	1945	AMS 5000 5 Mb. Drive	2995
AMS 8000 Dual 8", Dbl. Sd.	2595	AMS 5010 10 Mb. Drive	3495
ZVX4 Quad Controller	495	Disk 2 + 2 Controller	359
CORVUS:			
5 Mbyte	3195	10 Mbyte	4395
20 Mbyte	5600	Mirror	675

MONITORS & PLOTTERS

ZENITH:			
12" Green	125	13" Color	375
AMDEK:			
12" Green	135	13" Color	375
WATANABE FLATBED PLOTTER:			
4 Pen	1150	6 Pen	1400
STROBE CYLINDRICAL PLOTTER:			
Plotter	699	APPLE Intfce	75
HOUSTON INSTR FLATBED PLOTTER:			
DMP3 Smart Plotter	1299	6-Pen Adaptor	349

COMPUTER SYSTEMS

HEATH/ZENITH:			
Z89 FA Computer (48K)	2150	Z90 Computer	2490
Z19 Terminal	725	Z47 Dual 8 Drive	2775
WORDSWORTH by LEADING EDGE: (A Zenith Z89 & C.ITOH 25 cps Starwriter & CP/M & Full Word-Processing Software & Super-Calc)			4500
HEWLETT-PACKARD:			
HP125	2599	HP85	2099
82903A 16K Mem.	250	290/M Dual 5" Drive	2125
NEC:			
PC8001A 32K Computer	1099	PC8012A I/O Unit	699
PC8031A Dual Drives	1099	CP/M 2.2 for NEC	125
Wordstar for NEC	299	Super Calc for NEC	279
COMMODORE:			
VIC20 Computer	259	VIC1515 Printer	315
8032 Micro Mainframe	1100	8050 IMB Dual Disk	1375
8250 2 MB Dual Drive	1760	4040 Dual Drive	999
4022 Printer	630	8024-7 Hi-Speed Printer	1345
ATARI:			
ATARI 800 (16K)	599	ATARI 400 (16K)	339
810 Disk Drive	449	825 Printer	619
16K Ram Memory	89	850 Interface	159
MICROSOFT BASIC	69	VISICALC	159
815 Disk	1199	Letter Perfect	125
INTEC 32K Ram	129	Axlon 128K Ram Disk	550
XEROX:			
820-1 System w/5" Dr.	2495	820-2 System w/8" Dr.	3145
WORDSTAR	419	CP/M OP. SYS.	175
SUPERBRAIN by INTERTEC			
64K DD	2695	64K QD	2995
DSS 10 Meg	3195	Emulator	725
Intertube	725		

CRT TERMINALS

Heath/Zenith Z19	725	Televideo 912C	685
Televideo 920C	775	Televideo 950C	985
Televideo 910	595	ADDS Viewpoint	595
ADDS R25	875	ADDS R40	1175
AMPEX Dialogue 80, 2-page, Detachable			995
IBM 3101-10			1199

MODEMS

CAT	159	DCAT	169
VENTEL 212-3, 1200 BD	849	AUTOCAT	229
LEX-11	149	UNIVERSAL AUTO. ANS	220
UNIVERSAL ORIG/ANS	180	UNIVERSAL 1200 BD	259

S100 CARDWARE

SSM MB64 64K Mem.	775	HAYES S100 MODEM	349
CCS 64K Dynamic	429	QT Clock/Cal	135

FLOPPY DISCS

3M 5" Soft SSSD/bx	29	3M 8" Soft SSSD/bx	33
Elephant 5.25" Soft SSSD/bx	25	Elephant 8" Soft SSSD/bx	29

BONUS SOFTWARE SECTION!

Let us acquaint you with MESSAGE-MAKING SOFTWARE. Just place the disk in the APPLE, enter the text, and colorful, dynamic messages appear on the screens of TV sets connected to the computer. Use the software to broadcast messages on TV screens in schools, hospitals, factories, store window, exhibit booths, etc. The following program is our latest release:

SUPER MESSAGE: Creates messages in full-page "chunks". Each message allows statements of mixed typestyles, typesizes and colors, in mixed upper and lower case. Styles range from regular APPLE characters, up to double-size, double-width characters with a heavy, bold font. Six colors may be used for each different typestyle. Vertical and horizontal centering are available, and word-wrap is automatic. Users can chain pages together to make multi-page messages. Pages can be advanced manually or automatically. Multi-page messages can be stored to disc or recalled instantly.
REQUIRES 48K & ROM APPLESOFT.....$50.

APPLE PLOTS YOUR DATA & KEEPS YOUR RECORDS TOO! APPLE DATA GRAPH 2.1: Plots up to 3 superimposed curves on the Hi-res Screen both X & Y axes dimensioned. Each curve consists of up to 120 pieces of data. Graphs can be stored to disc and recalled immediately for updating. Up to 100 graphs can be stored on the same disc. Great for Stock-market Charting, Business Management, and Classroom instruction!
REQUIRES 48K & ROM APPLESOFT.....$35.

APPLE RECORD MANAGER: Allows complex files to be brought into memory so that record searches and manipulations are instantaneous. Records within any file can contain up to 20 fields, with user-defined headings. Information can be string or numeric. Users can browse thru files using page-forward, page-backward or random-search commands. Records can easily be searched, altered or sorted at will. Files can be stored on the same drive as the master program, or on another, if a second drive is available. Records of files can be printed, if desired. Additional modules coming are a STATISTICS INTERFACE, CHECKBOOK, MAILING LIST & DATA-ENTRY.
REQUIRES 48K & ROM APPLESOFT.....$40.

APPLE LITERATURE DATABASE: Allows rapid retrieval (via keywords) of references from total APPLE literature thru 1980, on 5.25" disk. Each entry in the data base consists of the article, author-name, periodical-name, date of issue, & page nos. The database is intended to support large magazine files which would require lengthy manual searching to recover information. Annual updates will be available.
REQUIRES 48K & ROM APPLESOFT.....$60.

WORDPOWER: Is a simple, powerful, low cost, line-oriented word-processor program. It offers a fast machine language FIND & REPLACE. Text can be listed to screen or printer, with or without line-numbers. Lower-case adaptors are supported. You can merge files, move groups of lines, and easily add, change, or delete lines. WORDPOWER can be used to create and maintain EXEC files. It can also be used as a rapid, unstructured, information-storage and retrieval system via its rapid search capabilities.
REQUIRES 48K & ROM APPLESOFT.....$50.

LABELMAKER: Allows users to quickly create address labels. A given label may be generated in any quantity from 1 to 32767. Space is allowed on labels for a personal and company name, but the space is automatically closed up if only a personal name is entered. Space is also allowed for foreign countries. The program can also generate labels for price-tags, part numbers and mail-messages such as "RUSH", "FRAGILE", etc. A self-incrementing feature allows theatre-tickets to be produced, with a date, and numbers running from a000 to z999. An editor is provided for editing labels prior to printing. All labels may be saved to disk for instant recall.
REQUIRES 48K & ROM APPLESOFT.....$35.

Above software for APPLE DOS 3.2/3.3 only. Call for BONUSES for other systems.

TO ORDER: Use phone or mail. We accept VISA, MASTERCARD, COD's, personal checks & money orders. Add 4% for credit card. Customer pays handling on COD orders. Foreign orders must be in American Dollars & include 10% for handling. Connecticut residents add 7.5% sales tax. Prices subject to change without notice.

CONN. INFO. SYSTEMS CO.
(203) 579-0472
218 Huntington Road, Bridgeport, CT 06608

Apple Graphics for Okidata Microline 80

by Charles F. Taylor, Jr.

Programs are given, in Apple/UCSD Pascal and 6502 assembly language, to dump the Apple high-resolution graphics screen(s) to an Okidata Microline 80 printer. This article should also be of interest to owners of the Epson MX-80 printer because graphics on the two printers are implemented similarly.

These Apple Graphics routines require:

Apple
Okidata Microline 80, 82A, or 83A
Epson MX-80

Pascal version requires:

Apple Pascal system

When I purchased my Okidata Microline 80 dot matrix impact printer, I was attracted to its relatively low price, the 200,000,000-character print head warranty, and the flexible form handling (friction and pin feed). I really didn't consider its graphics, which were advertised as "TRS-80-compatible."

After I'd had the printer for a while, I decided to take another look at its graphics capabilities. The basic graphical unit for the Microline 80 is the graphics character. Each graphics character may be thought of as a 3-row by 2-column matrix, as depicted in figure 1.

The individual elements of the graphics character are numbered 1-6 as in figure 1. Each element of the character may be "on" (black) or "off" (white), which means that there are 2 to the 6th power, or 64, possible distinct graphics characters. An element that is "on" is represented by what appears (under magnification) to be a 3 by 3 matrix of dots. The total graphics character, then, is a 9-row by 6-column matrix. This is achieved with a 7-pin print head by making two passes for every line which contains a graphics character, advancing the paper slightly between passes.

With the printer set for 16.5 characters per inch on an 8-inch line, the horizontal resolution is 0.030 inches (0.77 millimeters). At eight lines per inch, the vertical resolution is 0.042 inches (1.06 millimeters). In other words, the smallest "dot" that can be printed is an element of a graphics character which is a rectangle 0.030 inches wide by 0.042 inches high.

Each graphics character is sent to the printer as a single byte with the high-order bit (bit 8) set (1). Bit 7 may be either 0 or 1. Bits 1 through 6 are set (1) or clear (0) as the correspondingly numbered element of the graphics character is "on" or "off." (See figure 1 again.)

Software could be written to utilize these graphics characters directly. This would include, as a minimum, routines to set and clear individual elements of graphics characters and to draw straight lines between any two points. Because Applesoft BASIC and Apple/UCSD Pascal each provide these graphics primitives for use with the Apple high-resolution screen, a better approach is to develop a utility program to dump, point by point, the contents of the hi-res screen to the printer. This was the approach I took, first in Pascal, then in 6502 assembly language. (The latter version can be called from BASIC programs.)

The basic unit of Apple hi-res graphics is of course the "pixel" or dot. The hi-res screen is organized as a 192-row by 280-column matrix of individually addressable pixels. The display is bit-mapped; that is, there exists a mapping between each pixel on the screen and a bit somewhere in memory.

There were three principal problems to be resolved in designing the program: the first problem was how to address the bit representation of each pixel in order to determine whether it is on or off. The second problem was to decide whether to print the screen image horizontally or vertically on the printer. Finally, a means had to be found to map six pixels to each graphics character.

Pascal Solution

The solution in Pascal is presented first because it is simpler. This is because of the existence of the SCREENBIT function, which is provided as part of the TURTLEGRAPHICS unit. SCREENBIT(x,y) is a Boolean function which returns the value TRUE if pixel

Figure 1: **Microline 80 Graphics Character**

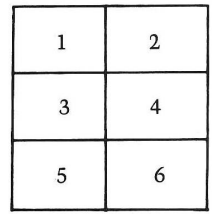

Figure 2: **Model of High Resolution Screen (6 × 6)**

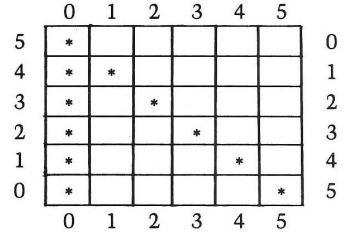

(x,y) is on (not black), and FALSE if it is off (black). This makes the first problem cited above almost trivial.

Since only a maximum of 132 characters can be printed on a line (16.5 characters per inch times 8 inches), and each character is two elements wide, the maximum number of pixels which can be presented on a printed line is 264. Because the Apple hi-res screen is 280 pixels wide, two choices are possible: (1) print the screen image vertically on the printer, 192 elements across and 280 down; or, (2) print the screen image horizontally, but print only 264 of the 280 columns. The former choice was made for the Pascal version and the latter for the 6502 assembly language version.

The Pascal program is shown in listing 1. The main program queries the user as to whether to print all or a specified portion of the screen. Procedure SETUP handles the details of turning on the printer and selecting the proper print size and vertical spacing. Procedure TURNOFF turns the printer off again. The real work is done in the procedure called SCREENDUMP.

How the algorithm works can best be illustrated by example. Assume that the Apple hi-res screen consists of a 6-row by 6-column grid as shown in figure 2, and that an arbitrary pattern has been plotted on it. An "*" is used to indicate which grid elements are "on." In Pascal (as opposed to BASIC) the origin is at the lower left corner of the grid, so the numbers along the left side refer to the row of y-coordinates. The numbers along the right side will not be needed until later.

The Pascal program will reduce this grid to two lines of three graphics characters each. The first line will represent columns (x-coordinates) 0, 1, and 2 of the grid and the second line columns 3, 4, and 5. Remember that the image on the printer will be rotated 90 degrees, so that columns on the screen correspond to rows on the printer and *vice versa*.

Table 1

Graphics Characters	Screen Grids
Bit	Position
1	(0,0)
2	(0,1)
3	(1,0)
4	(1,1)
5	(2,0)
6	(2,1)

The first graphics character of the first line will represent rows (y-coordinates) 0 and 1 of the columns 0, 1, and 2. We may imagine the grid of figure 1 superimposed on the grid of

Listing 1

```
PROGRAM PRINTSCREEN;

  (*$+*)
  (* DUMPS ENTIRE PASCAL SCREEN *)
  (* TO OKIDATA MICROLINE 80    *)
  USES TURTLEGRAPHICS;

VAR XMIN, XMAX, YMIN, YMAX : INTEGER;


PROCEDURE SCREENDUMP(XMIN, XMAX, YMIN, YMAX : INTEGER);


  (* DUMPS PASCAL GRAPHICS TO *)
  (* OKIDATA MICROLINE 80     *)

  VAR H, I, J, K : INTEGER;
      LINE       : ARRAY [1..96] OF CHAR;
      BIT        : ARRAY [1..6] OF 0..1;
      OKI        : TEXT;

  PROCEDURE SETUP;

    BEGIN
      (* OPEN PRINTER FILE *)
      REWRITE (OKI,'PRINTER:');
      (* SET CENTRONICS CARD FOR 132 COLS *)
      WRITELN (OKI,CHR(9),'132N');
      (* SET PRINTER FOR 16.5 CPI & 8 LPI *)
      WRITELN (OKI,CHR(29),CHR(27),'8',CHR(27),'B');
    END;  (* SETUP *)

  PROCEDURE TURNOFF;

    (*  RESETS OKIDATA  *)

    BEGIN
      WRITELN (OKI,CHR(30),CHR(27),'6',CHR(27),'A');
    END;  (* TURNOFF *)

  FUNCTION GCHAR : CHAR;

    (* RETURNS GRAPHICS CHARACTER *)
    (* DEFINED BY BIT ARRAY       *)

    VAR NR : 0..255;
        POWER, I : INTEGER;

    BEGIN
      POWER := 1;
      NR := 128;
      FOR I := 1 TO 6 DO
        BEGIN
          NR := NR + POWER*BIT[I];
          POWER := 2*POWER;
        END;
      GCHAR := CHR(NR)
    END;  (* GCHAR *)


  BEGIN  (* PROCEDURE SCREENDUMP *)
    SETUP;
    FOR K := 1 TO 96 DO
      LINE[K] := CHR(128);
    I := XMIN;
    REPEAT
      J := YMIN;
      K := 1 + YMIN DIV 2;
      REPEAT
        FOR H := 1 TO 6 DO BIT[H] := 0;
        IF SCREENBIT(I,J)     THEN BIT[1] := 1;
        IF SCREENBIT(I,J+1)   THEN BIT[2] := 1;
        IF SCREENBIT(I+1,J)   THEN BIT[3] := 1;
        IF SCREENBIT(I+1,J+1) THEN BIT[4] := 1;
        IF SCREENBIT(I+2,J)   THEN BIT[5] := 1;
        IF SCREENBIT(I+2,J+1) THEN BIT[6] := 1;
        LINE[K] := GCHAR;
        K := K + 1;
        J := J + 2
      UNTIL J+1 > YMAX;
      FOR K := 1 TO 96 DO
        BEGIN
          WRITE (OKI,LINE[K]);
          LINE[K] := CHR(128)
        END;
      WRITELN(OKI);
      I := I + 3
    UNTIL I+2 > XMAX;
    TURNOFF;
  END;  (* SCREENDUMP *)


  BEGIN  (* MAIN PROGRAM *)
    REPEAT
      WRITE ('FIRST COLUMN TO PRINT (0..279):');
      READLN(XMIN)
    UNTIL (XMIN >= 0) AND (XMIN <= 279);
    REPEAT
      WRITE ('LAST COLUMN TO PRINT  (XMIN..279):');
      READLN(XMAX)
    UNTIL (XMAX >= XMIN) AND (XMAX <= 279);
    REPEAT
      WRITE ('FIRST ROW TO PRINT (0..191):');
      READLN(YMIN)
    UNTIL (YMIN >= 0) AND (YMIN <= 191);
    REPEAT
      WRITE ('LAST ROW TO PRINT  (YMIN..191):');
      READLN (YMAX)
    UNTIL (YMAX >= YMIN) AND (YMAX <= 191);
    SCREENDUMP(XMIN, XMAX, YMIN, YMAX);
  END.
```

figure 2, with figure 1 rotated 90 degrees (counter-clockwise). Thus bits of the graphics characters correspond to screen grids as shown in table 1. In this case bits 3, 4, 5, and 6 will be 0 and bits 1 and 2 will be 1. Bit 7 will (arbitrarily) be 0, and bit 8 will be 1, as discussed earlier. The resulting graphics character is, therefore, binary 10000011 ($83 or decimal 131).

The next graphics character of the line will be constructed from grid elements (0,2), (1,2), (2,2), (0,3), (1,3), and (2,3), which correspond to, respectively, bits 1, 3, 5, 2, 4, and 6. In this case bits 1, 2, and 6 will be 1 and bits 3, 4, and 5 will be 0. The resulting graphics character is binary 10100011 ($A3, or decimal 163). The third and final graphics character of the line will be binary 10000111, ($87, or decimal 135).

At this point the program has constructed the first full line of graphics characters. Using the CHR function, the computed decimal values have been converted to their character equivalents and are stored in the array LINE. Now that LINE is full, it is sent to the printer, one character at a time, and is followed by the usual carriage return and line feed (WRITELN).

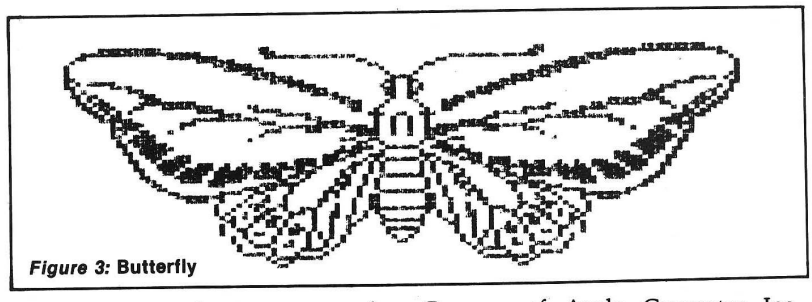

Figure 3: **Butterfly**

The program then constructs the next line of graphics characters from columns 3, 4, and 5 of the screen grid. These characters will be, in decimal notation, 152, 129, and 128, respectively.

The procedure described above is carried out by the procedure SCREENDUMP. The function GCHAR uses simple arithmetic to convert the binary representation of the character to decimal. Then it uses CHR to convert the decimal value to a character. Experienced Pascal programmers may notice that I could have accomplished the binary-to-character conversion directly using a free-union variant record. That technique would have been faster and more efficient, but less clear. Readers who wish to pursue this topic should refer to an article by David Casseres of Apple Computer Inc., which appeared in the October 1981 issue of *BYTE* magazine.

Figure 3 is an example of output produced by this program. The butterfly image was created on the screen by a demonstration program furnished with the Apple Pascal system and then printed on the Microline 80 by this program.

Assembly Language Solution

The most difficult part of the 6502 assembly language solution was to develop an algorithm to step through memory, addressing of each pixel's bit representation in the proper sequence. (Recall that this was doen for us in Pascal by SCREENBIT.) The task is complicated by the fact that, for various reasons, Apple chose to represent the hi-res screen in memory in what appears to be a rather peculiar sequence. The mapping used is documented in the *Apple II Reference Manual* and was the subject of a 1978 article in MICRO (7:43) by Andrew H. Eliason. Rather than reiterate the details here, I have chosen to present a short Applesoft BASIC program (listing 2) which prints out the beginning address (in decimal and in hex) of each of the 192 rows of hi-res screen 1. (To get the corresponding values for screen 2, change line 100.) The 280 pixels of each row are represented by seven bits of each of the 40 bytes beginning at the location given. The program prints a screen, then prompts the user to press the space bar before running another screen.

As mentioned above, I decided to represent the screen horizontally on the printer in this version (which considerably simplifies the arithmetic). This means that only 264 columns of the hi-res screen could be printed. The first 264 were arbitrarily selected.

The 6502 assembly language program is shown as listing 3. Instructions for its use are contained in the program's introductory comments. The printer interface I used was the Apple

Decision Systems

Decision Systems
P.O.Box 13006
Denton, TX 76203

SOFTWARE FOR THE APPLE II*

ISAM-DS is an integrated set of Applesoft routines that gives indexed file capabilities to your **BASIC** programs. Retrieve by key, partial key or sequentially. Space from deleted records is automatically reused. Capabilities and performance that match products costing twice as much.
$50 Disk, Applesoft.

PBASIC-DS is a sophisticated preprocessor for structured **BASIC**. Use advanced logic constructs such as **IF...ELSE..., CASE, SELECT,** and many more. Develop programs for Integer or Applesoft. Enjoy the power of structured logic at a fraction of the cost of **PASCAL.**
$35. Disk, Applesoft (48K, ROM or Language Card).

DSA-DS is a dis-assembler for 6502 code. Now you can easily dis-assemble any machine language program for the Apple and use the dis-assembled code directly as input to your assembler. Dis-assembles instructions and data. Produces code compatible with the S-C Assembler (version 4.0), Apple's Toolkit assembler and others.
$25 Disk, Applesoft (32K, ROM or Language Card).

FORM-DS is a complete system for the definition of input and output forms. **FORM-DS** supplies the automatic checking of numeric input for acceptable range of values, automatic formatting of numeric output, and many more features.
$25 Disk, Applesoft (32K, ROM or Language Card).

UTIL-DS is a set of routines for use with Applesoft to format numeric output, selectively clear variables (Applesoft's **CLEAR** gets everything), improve error handling, and interface machine language with Applesoft programs. Includes a special load routine for placing machine language routines underneath Applesoft programs.
$25 Disk, Applesoft.

SPEED-DS is a routine to modify the statement linkage in an Applesoft program to speed its execution, improvements of 5-20% are common. As a bonus, **SPEED-DS** includes machine language routines to speed string handling and reduce the need for garbage clean-up. Author: Lee Meador.
$15 Disk, Applesoft (32K, ROM or Language Card).

(Add $4.00 for Foreign Mail)
***Apple II is a registered trademark of the Apple Computer Co.**

Listing 2

```
10  REM  PROGRAM TO DEMONSTRATE
20  REM  THE SEQUENCE OF STORAGE
30  REM  LOCATIONS USED BY THE
40  REM  APPLE HI-RES SCREEN
50  REM
60  REM  BY C.F. TAYLOR, JR.
70  REM  JULY 24, 1981
80  REM
90  HOME
95 DIGIT$ = "0123456789ABCDEF"
100 B0 = 8192: REM  FOR SCREEN 1
110 SLIN = 0: REM  SCREEN LINE NR
120  FOR I = 1 TO 3
130 B1 = B0
140  FOR J = 1 TO 8
150 CLIN = B1
160  FOR K = 1 TO 8
170  GOSUB 500: REM  CONVERT TO HEX
180  PRINT SLIN,CLIN,HL$
190 SLIN = SLIN + 1
200 CLIN = CLIN + 1024
210  IF SLIN -  INT (SLIN / 23) * 23 (  ) 0 THEN  GOTO 240
220  PRINT "PRESS (SPACE) TO CONTINUE";
230  GET A$: PRINT
240  NEXT K
250 B1 = B1 + 128
260  NEXT J
270 B0 = B0 + 40
280  NEXT I
290  END
500 X = CLIN: REM  SUBROUTINE CONVERT TO HEX
510 HL$ = ""
520 HL$ =  MID$ (DIGIT$,X -  INT (X / 16) * 16 + 1,1) + HL$
530 X =  INT (X / 16)
540  IF X ) 0 THEN  GOTO 520
550 HL$ = "$" + HL$
560  RETURN
```

Figure 4: **Sine Curves**

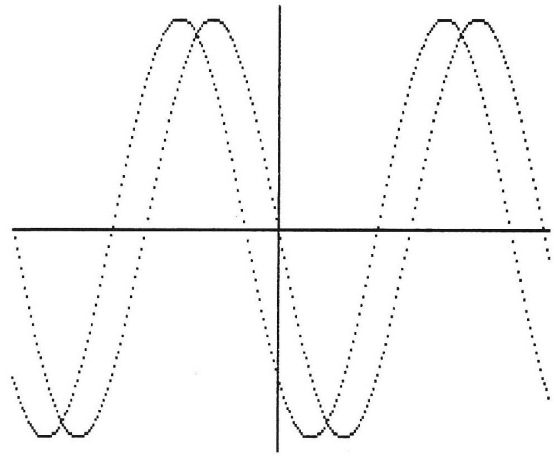

Centronics Parallel Interface; some modifications will likely be required for use with other interface cards. What is critical is that bit 8 must be controllable (high for graphics, low for text). Some interfaces may not use bit 8 at all, or may force it low. The Epson interface board has bit 8 wired to ground, but a jumper is provided for changing this. If you do modify the setting of this jumper, however, you will have to make some other provision for forcing bit 8 low for text. My recommendation is to replace the jumper with a single-pole, double-throw switch. This is, in effect, what I have done to my Apple Centronics Interface card.

How the assembly language program works can also be illustrated by example. Refer again to figure 2. This time we will use the row numbers (y-coordinates) along the right edge, recalling that BASIC refers to the upper left corner as (0,0). This time rows 0, 1, and 2 will be used to construct the first line of graphics characters and rows 3, 4, and 5 the second line.

The first graphics character will therefore represent columns 0 and 1 of rows 0, 1, and 2. We may imagine the grid of figure 1 superimposed on the grid of figure 2, but this time without rotation. Thus bits 1-6 of the graphics character will represent, respectively, the screen grid positions (0,0), (1,0), (0,1), (1,1), (0,2), and (1,2). Bits 1, 3, 4, and 5 will be 1 and bits 2 and 6 will be 0. As before, bit 7 will be 0 and bit 8 will be 1. Therefore, the first graphics character is binary 10011101 ($9D, or decimal 157).

For the second graphics character, bits 1-6 correspond, respectively, to coordinates (2,0), (3,0), (2,1), (3,1), (2,2), and (3,2). Bit 5 is 1 and bits 1, 2, 3, 4, and 6 are 0. This translates to binary 10010000 ($90, or decimal 144). The third and last graphics character of the first line is binary 10000000 ($80, or decimal 128). The decimal values of the three graphics characters of the second line are 149, 130, and 164.

The algorithm illustrated in the BASIC program of listing 2 is used to find the beginning of each of three consecutive rows of the screen in memory. The bytes representing the pixels of these lines are then transferred to working buffers. (Only 38 bytes out of 40 are used because only 264 out of 280 columns are plotted.) The subroutines DUMP and DUMPY then extract the appropriate bits from the buffers and rotate them into a page zero location called CHAR. From there each is sent to the printer.

Figure 4 shows a typical plot of two out-of-phase sine curves. More sophisticated plots (3-D, etc.) are of course possible; anything you can put on the screen, you can print! The one limitation is color since the printer only prints black and white!

Execution time for the assembly language version is typically about six minutes. The Pascal version takes about 2.5 times as long to print a full screen.

Although the programs presented here were reasonably involved to write, they are simple to use. Best of all, they transform a fairly unsophisticated graphics capability on an inexpensive printer into a powerful graphics tool, rivaling printers costing several times as much.

The author may be contacted at 587F Sampson Lane, Monterey, CA 93940.

Listing 3

```
                0010          ;HI-RES SCREEN DUMP
                0020          ;APPLE II PLUS TO
                0030          ;OKIDATA MICROLINE 80 VIA
                0040          ;APPLE CENTRONICS PARALLEL INTERFACE
                0050          ;
                0060          ;WRITTEN BY C. F. TAYLOR, JR.
                0070          ;24 JULY 1981
                0080          ;
                0090          ;INSTRUCTIONS:
                0100          ;
                0110          ;  SET HIMEM: 37760 BEFORE LOADING
                0120          ;  CALL 37888 FOR HI-RES PAGE 1
                0130          ;  CALL 37904 FOR HI-RES PAGE 2
                0140          .BA $9400
                0150          .OS
                0160 ESCHR    .DE $638      ;LOCATIONS USED
                0170 FLAGS    .DE $6B8      ;PRINTER INTERFACE
                0180 PWDTH    .DE $478      ;ROM
                0190 MODE     .DE $5B8
                0200 DOS      .DE $03EA     ;DOS RE-ENTRY POINT
                0210 CLIN     .DE $06       ;PAGE 0 LOCATIONS
                0220 BUFF     .DE $08
                0230 CHAR     .DE $E3
                0240 DRIVER   .DE $C102     ;PRINTER DRIVER
                0250          ;
                0260          ;ENTRY POINT FOR HI-RES PAGE 1
                0270          ;
9400- A9 20     0280 PAGE1    LDA #$20      ;INITIALIZE POINTERS
9402- 8D 97 95  0290          STA BASE+1
9405- 8D 99 95  0300          STA SAVBAS+1
9408- A9 40     0310          LDA #$40
940A- 8D 9D 95  0320          STA CURLIM+1
940D- 4C 1D 94  0330          JMP START
                0340          ;
                0350          ;ENTRY POINT FOR HI-RES PAGE 2
                0360          ;
9410- A9 40     0370 PAGE2    LDA #$40      ;INITIALIZE POINTERS
9412- 8D 97 95  0380          STA BASE+1
9415- 8D 99 95  0390          STA SAVBAS+1
9418- A9 60     0400          LDA #$60
941A- 8D 9D 95  0410          STA CURLIM+1
                0420          ;
941D- A9 00     0430 START    LDA #$00      ;COMMON POINTER VALUES
941F- 8D 96 95  0440          STA BASE
9422- 8D 98 95  0450          STA SAVBAS
9425- 8D 9B 95  0460          STA SLIN
9428- 8D 9C 95  0470          STA CURLIM
942B- 20 9D 94  0480          JSR SETUP     ;INITIALIZE PRINTER
942E- A9 02     0490          LDA #2        ;INITIALIZE BUFFER LINE NR
9430- 8D 9A 95  0500          STA LINE
                0510          ;
9433- AD 96 95  0520 LOOPA    LDA BASE      ;CLIN := BASE
9436- 85 06     0530          STA *CLIN
9438- AD 97 95  0540          LDA BASE+1
943B- 85 07     0550          STA *CLIN+1
                0560          ;
943D- 20 C4 94  0570 LOOPB    JSR BUFLIN    ;INCREMENT BUFFER LINE NR
9440- EE 9B 95  0580          INC SLIN      ;AND SCREEN LINE NR
9443- A0 25     0590          LDY #37       ;TRANSFER LINE TO BUFFER
9445- B1 06     0600 B1       LDA (CLIN),Y
9447- 91 08     0610          STA (BUFF),Y
9449- 88        0620          DEY
944A- 10 F9     0630          BPL B1
944C- AD 9A 95  0640          LDA LINE      ;TIME TO DUMP BUFFER?
944F- C9 02     0650          CMP #2
9451- D0 03     0660          BNE CONT
9453- 20 0A 95  0670          JSR DUMP
9456- A5 07     0680 CONT     LDA *CLIN+1
```

Listing 3 *(Continued)*

```
9458- 18        0690          CLC
9459- 69 04     0700          ADC #$4       ;INCREMENT MEMORY LOCATION
945B- 85 07     0710          STA *CLIN+1
945D- CD 9D 95  0720          CMP CURLIM+1 ;TIME TO ADJUST BASE?
9460- 90 DB     0730          BCC LOOPB     ;NO
9462- AD 9B 95  0740          LDA SLIN      ;SCREEN LINE NR
9465- C9 40     0750          CMP #64       ;READY TO SHIFT?
9467- F0 06     0760          BEQ SC0       ;YES
9469- C9 80     0770          CMP #128
946B- F0 02     0780          BEQ SC0       ;YES
946D- D0 15     0790          BNE SC1       ;NO
946F- AD 98 95  0800 SC0      LDA SAVBAS
9472- 18        0810          CLC
9473- 69 28     0820          ADC #$28      ;SHIFT BASE
9475- 8D 98 95  0830          STA SAVBAS
9478- 8D 96 95  0840          STA BASE
947B- AD 99 95  0850          LDA SAVBAS+1
947E- 8D 97 95  0860          STA BASE+1
9481- 4C 33 94  0870          JMP LOOPA
9484- C9 C0     0880 SC1      CMP #192      ;DONE?
9486- F0 14     0890          BEQ EXIT      ;YES
9488- 18        0900          CLC           ;ADJUST BASE
9489- AD 96 95  0910          LDA BASE
948C- 69 80     0920          ADC #$80
948E- 8D 96 95  0930          STA BASE
9491- AD 97 95  0940          LDA BASE+1
9494- 69 00     0950          ADC #0        ;ADD IN CARRY
9496- 8D 97 95  0960          STA BASE+1
9499- 4C 33 94  0970          JMP LOOPA
949C- 60        0980 EXIT     RTS           ;DONE
                0990          ;
                1000          ;SUBROUTINES FOLLOW
                1010          ;
                1020 SETUP    ;FIRST SETUP DRIVER
949D- A2 C1     1030          LDX #$C1      ;FOR SLOT 1
949F- A9 09     1040          LDA #$09      ;INITIALIZE DRIVER
94A1- 9D B8 06  1050          STA FLAGS,X  ;VIDEO OFF
94A4- A9 FF     1060          LDA #$FF
94A6- 9D B8 04  1070          STA PWDTH,X  ;PRINT WIDTH
94A9- 9D 38 06  1080          STA ESCHR,X  ;ESCAPE CHAR
94AC- A9 00     1090          LDA #0
94AE- 9D B8 05  1100          STA MODE,X   ;CLEAR 'AFTER ESC' MODE
94B1- 20 EA 03  1110          JSR DOS       ;REPLACE WITH 3 NOP'S
                1120                        ;FOR CASSETTE SYSTEM
                1140          ;NOW SETUP PRINTER
94B4- A9 1D     1150          LDA #$1D      ;SET 16.5 CPI ON PRINTER
94B6- 20 02 C1  1160          JSR DRIVER
94B9- A9 1B     1170          LDA #$1B      ;SET 8 LINES
94BB- 20 02 C1  1180          JSR DRIVER    ;PER INCH
94BE- A9 38     1190          LDA #$38      ;VERTICAL SPACING
94C0- 20 02 C1  1200          JSR DRIVER    ;ON PRINTER
94C3- 60        1210          RTS
                1220          ;
94C4- EE 9A 95  1230 BUFLIN   INC LINE
94C7- AD 9A 95  1240          LDA LINE
94CA- C9 03     1250          CMP #3
94CC- D0 0E     1260          BNE BL1
94CE- A9 81     1270          LDA #L,LINE0 ;SET BUFFER LINE 0
94D0- 85 08     1280          STA *BUFF
94D2- A9 93     1290          LDA #H,LINE0
94D4- 85 09     1300          STA *BUFF+1
94D6- A9 00     1310          LDA #0
94D8- 8D 9A 95  1320          STA LINE
94DB- 60        1330          RTS
94DC- C9 01     1340 BL1      CMP #1        ;SET BUFFER LINE 1
94DE- D0 09     1350          BNE BL2
94E0- A9 A7     1360          LDA #L,LINE1
94E2- 85 08     1370          STA *BUFF
```

Listing 3 *(Continued)*

```
94E4- A9 93     1380          LDA #H,LINE1
94E6- 85 09     1390          STA *BUFF+1
94E8- 60        1400          RTS
94E9- A9 CD     1410 BL2      LDA #L,LINE2 ;SET BUFFER LINE 2
94EB- 85 08     1420          STA *BUFF
94ED- A9 93     1430          LDA #H,LINE2
94EF- 85 09     1440          STA *BUFF+1
94F1- 60        1450          RTS
                1460          ;
94F2- AD 9B 95  1470 SCRLIN   LDA SLIN     ;CHECK FOR SHIFT OF BASE
94F5- C9 40     1480          CMP #64
94F7- D0 10     1490          BNE NX1
94F9- C9 80     1500          CMP #128
94FB- D0 0C     1510          BNE NX1
94FD- AD 98 95  1520          LDA SAVBAS
9500- 18        1530          CLC
9501- 69 28     1540          ADC #$28
9503- 8D 98 95  1550          STA SAVBAS
9506- 8D 96 95  1560          STA BASE
9509- 60        1570 NX1      RTS
                1580          ;
950A- A2 00     1590 DUMP     LDX #0       ;DUMP BUFFERS TO PRINTER
950C- A9 00     1600 DUMP1    LDA #0
950E- 85 E3     1610          STA *CHAR
9510- A0 02     1620          LDY #2
9512- 20 37 95  1630          JSR DUMPY    ;Y+1 CHARS TO PRINTER
9515- 20 68 95  1640          JSR TRANS    ;TRANSITION TO NEXT BYTE
9518- E8        1650          INX
9519- A0 02     1660          LDY #2
951B- 20 37 95  1670          JSR DUMPY    ;REST OF BYTE
951E- E8        1680          INX
951F- E0 24     1690          CPX #36      ;DONE?
9521- 30 E9     1700          BMI DUMP1
9523- A0 02     1710          LDY #2       ;FINISH COLS 127-132
9525- 20 37 95  1720          JSR DUMPY
9528- 20 68 95  1730          JSR TRANS
952B- E8        1740          INX
952C- A0 01     1750          LDY #1
952E- 20 37 95  1760          JSR DUMPY
9531- A9 0D     1770          LDA #$0D     ;CARRIAGE RETURN
9533- 20 02 C1  1780          JSR DRIVER
9536- 60        1790          RTS
                1800          ;
9537- 7E 81 93  1810 DUMPY    ROR LINE0,X  ;Y+1 BYTES TO PRINTER
953A- 66 E3     1820          ROR *CHAR    ;BIT 1
953C- 7E 81 93  1830          ROR LINE0,X
953F- 66 E3     1840          ROR *CHAR    ;BIT 2
9541- 7E A7 93  1850          ROR LINE1,X
9544- 66 E3     1860          ROR *CHAR    ;BIT 3
9546- 7E A7 93  1870          ROR LINE1,X
9549- 66 E3     1880          ROR *CHAR    ;BIT 4
954B- 7E CD 93  1890          ROR LINE2,X
954E- 66 E3     1900          ROR *CHAR    ;BIT 5
9550- 7E CD 93  1910          ROR LINE2,X
9553- 66 E3     1920          ROR *CHAR    ;BIT 6
9555- 18        1930          CLC
9556- 66 E3     1940          ROR *CHAR    ;BIT 7 = 0
9558- 38        1950          SEC
9559- 66 E3     1960          ROR *CHAR    ;BIT 8 = 1
955B- A5 E3     1970          LDA *CHAR
955D- 20 02 C1  1980          JSR DRIVER   ;PRINT
9560- A9 00     1990          LDA #0
9562- 85 E3     2000          STA *CHAR
9564- 88        2010          DEY
9565- 10 D0     2020          BPL DUMPY
9567- 60        2030          RTS
9568- 7E 81 93  2040 TRANS    ROR LINE0,X  ;FINISH BYTE
                2050                       ;AND START NEXT
```

Listing 3 *(Continued)*

```
956B- 66 E3     2060          ROR *CHAR
956D- 7E 82 93  2070          ROR LINE0+1,X
9570- 66 E3     2080          ROR *CHAR
9572- 7E A7 93  2090          ROR LINE1,X
9575- 66 E3     2100          ROR *CHAR
9577- 7E A8 93  2110          ROR LINE1+1,X
957A- 66 E3     2120          ROR *CHAR
957C- 7E CD 93  2130          ROR LINE2,X
957F- 66 E3     2140          ROR *CHAR
9581- 7E CE 93  2150          ROR LINE2+1,X
9584- 66 E3     2160          ROR *CHAR
9586- 18        2170          CLC
9587- 66 E3     2180          ROR *CHAR    ;BIT 7 = 0
9589- 38        2190          SEC
958A- 66 E3     2200          ROR *CHAR    ;BIT 8 = 1
958C- A5 E3     2210          LDA *CHAR
958E- 20 02 C1  2220          JSR DRIVER   ;SEND TO PRINTER
9591- A9 00     2230          LDA #0
9593- 85 E3     2240          STA *CHAR
9595- 60        2250          RTS
9596-           2260 BASE     .DS 2
9598-           2270 SAVBAS   .DS 2
959A-           2280 LINE     .DS 1
959B-           2290 SLIN     .DS 1
959C-           2300 CURLIM   .DS 2
                2310          .BA $9381
9381-           2320 LINE0    .DS 38
93A7-           2330 LINE1    .DS 38
93CD-           2340 LINE2    .DS 38
                2350          .EN
```

MICRO™

SOFTWARE FOR THE HARDCORE

THE PROFESSIONAL'S CHOICE

FORTH — A Tool for Craftsmen!

It has been said that if Chippendale had made programs he would have used FORTH as his tool. If you want to learn how to program, use a teaching language—PASCAL or BASIC. If you know how to program, use a language designed for craftsmen—FORTH.

FORTH Systems

For all FLEX systems: 6800 & 6809. Specify 5" or 8" diskette and hardware configuration. For standalone versions, write or call.

** tFORTH—extended fig-FORTH (1 disk) $100 ($15)
** tFORTH + —extended more! (3 5" or 2 8" disks) $250 ($25)
tFORTH + includes 2nd screen editor, assembler, extended data types and utility vocabularies, GOING FORTH CAI course on FORTH, games, and debugging aids.

TRS-80 COLORFORTH — 10K ROM Pack

Full screen editor. Will work on 4K, 16K, or 32K systems $110 ($20). Disk versions available.

Applications Programs

** firmFORTH 6809 tFORTH + only $350 ($10)
For target compilations to rommable code. Deletes unused code and unneeded dictionary heads. Requires tFORTH + .
** TINY PASCAL compiler in FORTH. 6800/09 $75 ($20)
** FORTH PROGRAMMING AIDS: Extensive debugging, decompiling, and program analysis tools. $150 ($10)

Manuals alone, price in ( ). Add $5/system for shipping. $12 for foreign air.

Talbot Microsystems
1927 Curtis Ave., Redondo Beach, CA 90278
(213) 376-9941

(TM) tFORTH, COLORFORTH and firmFORTH are trademarks of Talbot Microsystems.
(TM) FLEX is a trademark of Technical Systems Consultants.

IF YOU CONSIDER THE PRICE, COGNIVOX AT $249 IS THE BEST BUY IN VOICE I/O.
IF YOU CONSIDER THE PERFORMANCE, YOU WILL BUY IT.
BECAUSE COGNIVOX OUTPERFORMS ALL VOICE INPUT OR OUTPUT PERIPHERALS FOR THE APPLE II.
AT ANY PRICE.



COGNIVOX VIO-1003 is a state-of-the-art Speech Recognition and voice output peripheral for the APPLE II computer. It enables the APPLE to recognize words or short phrases spoken by the user and it can talk with natural sounding voice.

SPEECH RECOGNITION

COGNIVOX recognizes words (such as "one," "enter," etc.) or short phrases (like "total amount," "net weight," etc.) from a vocabulary of 32 entries. The vocabulary entries are chosen by the user to suit his application. Then COGNIVOX is "trained" to the vocabulary by repeating each entry three times into the microphone under the prompting of the system.

During training, COGNIVOX analyzes the voice of the user and compresses all the important information in each entry into 48 bytes of data called the reference pattern. When training is complete, words spoken in the microphone are similarly analyzed and the resulting 48-bit pattern is compared with all the reference patterns to obtain a best match.

The power of COGNIVOX is derived from proprietary pattern generation and pattern matching algorithms that allow quick and easy training and give a recognition accuracy equal to much more expensive units.

Vocabularies larger than 32 words are possible by swapping reference patterns in memory using a key word, for example, "change vocabulary." Or the swap can be performed under program control.

VOICE OUTPUT

COGNIVOX can talk with a vocabulary of 32 words or short phrases. No restrictions are placed on the vocabulary which can be programmed simply by saying the words into the microphone. The speech waveform is then digitized using a data compression method and stored in memory.

When voice output is desired, the selected word or phrase is reconstructed and played back using a built-in speaker/amplifier. A jack is also provided that allows connection to external amplifiers or speaker.

This method of voice output offers two very important advantages: First, the user has full control over the selection of the vocabulary and the type and tone of voice. Second, the voice output is naturally sounding human speech which is pleasant and easy to understand. These features are not available in most other voice output devices in the market.

The voice output and speech recognition vocabularies are independent of each other and can be different. Thus it is possible to establish a dialog with the computer.

USING COGNIVOX

COGNIVOX is designed for extreme ease of use. It is a complete system, fully assembled and tested, including hardware in an instrument case, microphone, power supply, cassette with software and user manual. It plugs into the game I/O port in the APPLE and does not use up the valuable peripheral slots.

Software provided with COGNIVOX include demonstration programs and two voice operated, talking video games. All programs are unprotected so that the user can examine and modify them.

An optional diskette for DOS 3.3 includes all cassette software plus disk facilities to store and retrieve vocabularies on disk.

Adding voice I/O to your own programs is very simple. A statement in BASIC is all that is needed to either recognize or say a word. Complete instructions on how to add voice to your programs are given in the manual.

APPLICATIONS

COGNIVOX adds a whole new dimension to man-computer interaction. It can be used for data and command entry when hands and/or eyes are busy. As an educational tool. As an aid to handicapped. As sound effects generator. As a telephone answering machine. As a talking calculator, or talking clock.

The list is endless. With a BSR home controller interface it can be used to control by voice appliances and lights around the house. With an IEEE 488 interface card it can be used to control by voice instruments, plotters, test systems. And all these devices could talk back, saying their readings, alarm conditions, even their name. Finally, COGNIVOX is a super toy, a fascinating device to play with. Imagine an adventure game that talks to warn you of danger and listens to your commands!

SPECIFICATIONS

Recognizer type:
Isolated word, speaker dependent.
Vocabulary size:
32 words or short phrases for both recognition and voice response.
Dialog capability:
Recognition and response vocabularies can be different.
Word Duration
Greater than 150 ms and less than 3 seconds.
Silence gap between words:
150 ms minimum.
Training required:
Must pronounce vocabulary 3 times to train recognizer. Allows words to be individually retrained.
Recognition accuracy:
Up to 98%. Recognition accuracy depends on speaker experience and choice of vocabulary.
Type of voice output:
Digital recording of user voice.
Audio output:
130 mW
Frequency response:
100 to 3200 Hz.
Power consumption:
120 mW during recognition, 350 mW maximum during speech output.
Power supply:
9V DC, 300 mA, unregulated.
Dimensions:
5"x 6"x 1.25"
Memory requirements:
Approx. 4K bytes for program and tables. 1.5K bytes per sec. of speech for storage of voice response vocabulary (Approx. 700 bytes per word).

ORDER COGNIVOX TODAY
To order COGNIVOX by phone, call us at (805) 685-1854, 9AM to 4PM PST. Monday through Friday, and charge it to your MASTERCARD or VISA. Or you can order by mail. Send us a check or money order for $249 plus $5 shipping and handling (CA residents add 6% tax). Software on diskette (DOS-3.3) order part # DSK-3.3, $19. Foreign orders welcome, add 10% for air mail shipping and handling. COGNIVOX is backed by a 120 day warranty against manufacturing defects.

VOICETEK
Dept G, P.O. Box 388
Goleta, CA 93116

ALSO AVAILABLE for COMMODORE COMPUTERS and the AIM-65.
CALL or WRITE for MORE INFO.

MICRO™

Microbes and Updates

Jim Sherman of Huntsville, AL, called in with these corrections to "Saucer Launch" by Mike Dougherty (42:53):

On page 59 the listing is out of order. Lines 108E through 1092 belong at the bottom of the page (after line 108C). On page 60, line 10D2 should read: F0 06 BEQ NOXP.

Here are a few corrections to the RUNZMENU article by Frank Shyjka (45:67):

On page 68 in the far right column, the third line of BCDF should read:

85 39 20 51 A8 A9 **8C** 8D 6D

BA8D should read:

D2 D5 CE DA CD C5 CE D5 **BF**

Erken Heinzjosef from West Germany wrote in with this update:

In MICRO 43 you published a Call Routine for the Superboard. Although it is very good, I have found a simpler way. My routine is only nine bytes long but it has a disadvantage: you cannot use hex addresses. But you can use labels! See listing 1 for the machine-language routine and listing 2 for the equivalent BASIC load. The syntax must be

Z (or any alpha) =
USR (any argument) 65030

or

Z (or any alpha =
USR (any argument) SC

The label "SCREEN CLEAR" gives syntax error as BASIC thinks it should be SQR.

65030 = hex FE06 = Screen clear in the C 1 S Monitor ROM from Aardvark. If you use labels, don't forget to define the label:

```
10 SC = 65030
20 WARMSTART = 0
30 X = USR(X) SC
40 X = USR(X) WARMSTART
```

You have to set the USR Vector at first by POKE 11,64: POKE 12,2. My BASIC load does it, but after a BREAK you have to reset the vector.

Listing 1

```
 10 0000                ;CALL-ROUTINE FOR SUPERBOARD
 20 0000                ;
 30 0000                ;H. J. Erken, West Germany
 40 0000                ;
 50 0000                ;
 60 0000                ;Addresses can be decimal values or labels
 70 0000                ;
 80 0000                ;To use, first set up the USR Vector by
 90 0000                ;POKE 11,64:POKE12,2
100 0000                ;
110 0000                ;
120 0240                * = $0240
130 0240                ;
140 0240 20ADAA         JSR $AAAD       ;Evalute any expression
150 0243 2008B4         JSR $B408       ;Convert floating to fix
160 0246 6C1100         JMP ($11)       ;Hex value of expression is
170 0249                                ;stored in $11/$12
```

Listing 2

```
10 REM CALL FOR SUPERBOARD
20 REM H.J. ERKEN, WEST GERMANY
30 REM
40 FOR X = 576 TO 584
50 READ A: POKE X,A: NEXT
60 POKE 11,64: POKE 12,2: REM INIT OF USR FUNCTION
70 NEW
80 DATA 32, 173, 170, 32, 8, 180, 108, 17, 0
```

MICRO™

Saturn Navigator now A2-3D1 licensed!



Yes, SubLOGIC's **A2-3DA Saturn Navigator** is now available as a complete package, incorporating all of the graphic routines necessary for a successful flight from earth to Saturn. If you've been looking for a realistic 3D space flight simulation this is the one for you. And of course, our original **A2-3D/A Saturn Navigator** is still available to owners of the A2-3D1 Graphics package. Saturn Navigator, a sophisticated adventure simulation that takes only a short time to learn. It just may take a lifetime to master.

For the Apple II plus or Apple II with Applesoft ROM. 48K. $34.95.

See your dealer . . .

or for direct orders add $1.50 and specify UPS or first class mail. Illinois residents add 5% sales tax. Visa and MasterCard accepted.

subLOGIC
Communications Corp.
713 Edgebrook Drive
Champaign, IL 61820
(217) 359-8482
Telex: 206995

"Apple" is the registered trademark of Apple Computer Inc.

APPLE • ALTOS • ATARI • MAXELL • DYSAN • EPSON • CCS • SHARP • CASIO • HP • VERBATIM • MEMOREX • SOROC • CORVUS • ADDS

BMC • CENTRONIC • NEC • HAZELTINE • AMPEX • VERBATIM • HITACHI • HAYDEN • CANON • NOVATION • D.C. HAYS MICROCOMPUTERS • PAPER TIGER • PERSONAL SOFTWARE • GTE •

HP • D.C. HAYS MICROCOMPUTERS • PAPER TIGER • GTE • DIABLO • BMC • CENTRONIC • NEC • HAZELTINE • MEMOREX • AMPEX • PERSONAL SOFTWARE • ADDS • XEROX • DIABLO •

MICRO

BUSINESS WORLD INC.
Information Line (213) 996-2252
TOLL FREE MAIL ORDER LINES
(800) 423-5886 Outside Calif.

COMPUTERS

apple computer

	List	Our Price	SAVE
Apple II-16K	$1330.00	$999.00	$331.00
Apple II-32K	1430.00	SPECIAL	$
Apple II-48K	1530.00	CALL	$
Apple II-64K	1725.00		$
Apple III 128-K	3915.00	2997.00	918.00

ALTOS 8CS 8000-15	5990.00	4450.00	1540.00
SHARP-64K Z80 FULL KBD YX-3200			CALL
NEC PC 8001	1295.00	1050.00	245.00

ATARI PERSONAL COMPUTERS	List	Our Price	SAVE
400 16K Bytes of Ram	595.00	337.45	257.05
800 16K Bytes of Ram	$1080.00	739.00	332.00
410 Program Recorder	90.00	77.00	13.00
810 Disk Drive	600.00	457.00	143.00
825 Printer (80 col-Centronic 737)	999.95	769.00	230.00
820 Printer (40 col impact)	450.00	353.00	97.00
830 Acoustic Modem	200.00	155.00	45.00
850 Interface Module	220.00	192.00	48.00
Atari Visicalc	200.00	164.00	36.00
Atari 400-16K	595.00	327.00	304.00

HEWLETT PACKARD	List	Our Price	SAVE
HP-125 Microcomputer	3750.00	2990.00	760.00
HP-85 Microcomputer	3250.00	2475.00	775.00
HP-83 Microcomputer	2250.00	1777.00	473.00
16K Exp-Memory Module	295.00	255.00	40.00
Graphics Plotter 7225	2450.00	2075.00	375.00
Personality Mod. for 7225	750.00	665.00	85.00
2631B Impact/printer/ hvy dty	3950.00	3250.00	700.00
Option 020 for 2631B	150.00	125.00	25.00
8 Drives to choose from 82902S	1300.00	1125.00	195.00
9895A 8" Dual Drive	6850.00	5500.00	1350.00
Graphics Tablet 9111A	2050.00	1678.00	374.00
HP-41 CV New 2.2 bytes mem	325.00	250.00	75.00
HP-41-C Calculator	250.00	185.00	65.00
Card Reader for 41CV/C	215.00	162.00	53.00
Printer for 41CV/C	385.00	289.00	101.00
Optical Wand for 41 CV/C	125.00	97.00	28.00
Quad Ram equals 4 Mem. Mods	95.00	81.00	14.00
Memory Modules for 41C		25.00	$
HP-97 Programble Printer	750.00	595.00	175.00
HP-67 Programble Calculator	375.00	295.00	80.00
HP-34C Programble Scientific	150.00	117.00	33.00
HP-38C Programble Bus. R/E	150.00	117.00	33.00
HP-32E Adv. Scientific	55.00	48.00	7.00
HP-37E Business Mgmt.	75.00	57.00	18.00

We carry a large inventory of Libraries, accessories and supplies.

PRINTERS

	List	Our Price	SAVE
EPSON			
MX 80 FT	745.00	549.00	196.00
MX 80 IMPACT	645.00	450.00	195.00
MX 70 IMPACT	500.00	390.00	110.00
MX 100	995.00	765.00	230.00
APPLE SILENTYPE	645.00	299.00	346.00
ANADEX 9501	1650.00	1299.00	351.00
NEC			
5510	3195.00	2445.00	750.00
5515	3295.00	2545.00	750.00
3510	2495.00	1795.00	700.00
3515	2545.00	1849.00	696.00
OKIDATA			
MICROLINE 80	545.00	395.00	150.00
MICROLINE 82	649.00	549.00	100.00
MICROLINE 83	1050.00	769.00	281.00
PAPER TIGER			
445G with Graphics	795.00	695.00	100.00
460G with Graphics	1,394.00	899.00	495.00
560G New full size	1,695.00	1,139.00	556.00
DIABLO (LETTER QUALITY)			
630 R102 bi-directional tractors	2,965.00	2,350.00	615.00
1640K109 keyboard tractors	4,000.00	2,899.00	1,100.05
630 RO Receive Only	2,710.00	2,250.00	460.00
1650K 136 keyboard tractors	4,000.00	3,100.00	900.00

SPECIAL OF THE MONTH

APPLE II PLUS 48K W/16K EXPANSION BOARD = 64K



Our price $1199.00

List price $1780.00
Our price $1199.00
Save $581.00

APPLE II STUDENT SYSTEM

- Apple II Plus System-48K RAM
- Disk II Floppy Disk & Interface (DOS 3.3)
- 12" Grn. Phs. Video Monitor

SAVE $655

Our Price $1795

List $2450.00

MONITORS

	List	Our Price	SAVE
NEC Grn. Phs. 12"	$285.00	239.99	$46.00
BMC Green Phs. 12"	275.00	229.00	46.00
Zenith 12"	159.00	119.00	30.00

SANYO MONITORS
High Resolution, Number 1 seller

	List	Our Price	SAVE
13" Color (new) high quality	$550.00	388.00	$162.00
12" Green Phosphorous	360.00	240.00	120.00
12" Black & White	340.00	217.00	123.00
15" Black & White	370.00	235.00	135.00
9" Black & White The Best Seller!	235.00	145.00	90.00

DISKETTES

SOLD IN BOXES OF 10 (Min. Purchase)
BUY $100 of the Following Diskettes

	List	Our Price	SAVE
DYSAN	PRICE PER DISKETTE		
104/1 5" SOFT SECTOR	$ 6.00	3.99	$ 2.01
104/1D = " DBL. DEN.-SOFT SEC.	6.40	4.60	1.80
3740/1 8" SOFT SECTOR	7.25	4.75	2.50
3740/1D 8" DBL. DEN.-SOFT SECTOR	10.75	6.90	3.85
MAXELL			
MD-1 5" SOFT SEC-TOR/DBL. DEN.	5.00	4.00	1.00
MD-2 = " SOFT SECTOR/DBL. SIDE/DBL. DEN.	7.00	4.90	2.10
FD-1 8" SOFT SEC./DBL. DEN.	6.50	4.50	2.00
FD-2 8" SOFT SEC./DBL. SIDE/DBL. DEN.	8.50	5.95	2.55

TERMINALS

TELEVIDEO	List	Our Price	SAVE
910	699.00	599.00	100.00
912C	950.00	699.00	251.00
920C	995.00	795.00	200.00
950C	1,195.00	949.00	246.00

DRIVES

CORVUS			
5 MBYTES	3,750.00	3,050.00	700.00
10 MBYTES	5,350.00	4,449.00	901.00
20 MBYTES	6,450.00	6,450.00	1,125.00

SOFTWARE

FOR APPLE II

	List	Our Price	SAVE
Apple Fortran	$ 200.00	$ 147.00	$ 53.00
DOS 3.3 (16 Sector)	60.00	45.00	15.00
Apple PILOT (16 Sector)	150.00	119.00	31.00
Apple FORTRAN (requires A2B0006) (16 Sector)	200.00	159.00	41.00
Language System with Apple Pascal	495.00	399.00	96.00
BPI General Ledger System	395.00	319.00	76.00
BPI Inventory Package	395.00	319.00	76.00
Visidex	200.00	159.00	41.00
Visicalc	200.00	159.00	41.00
Desktop Plan II	200.00	159.00	41.00
Microlab Database System	150.00	119.00	31.00
Stoneware DB Master	229.00	189.00	40.00
Muse Supertext II	150.00	119.00	31.00
Softape Magic Window	99.00	72.00	27.00

TEXAS INSTRUMENTS

TI 99/4A Console New Improved	950.00	385.95	564.05
10" Color Monitor High Resolution	374.95	317.95	57.00
32K Memory Module	399.95	312.95	87.00
Speech Synthesizer	149.95	127.95	22.00
Disk Memory Drive	499.95	390.95	109.00
RF Modulator	49.95	42.50	7.45
Telephone Coupler (Modem)	224.95	185.95	39.00
Printer (Solid State)	399.95	315.95	84.00

MODEMS

NOVATION CAT MODEM	189.95	140.00	49.95
NOVATION D-CAT	199.00	150.00	49.00
NOVATION APPLE-CAT	349.00	310.00	39.00
HAYES MICROMODEM	379.00	295.00	84.00
HAYES SMARTMODEM	279.00	239.00	40.00

CALCULATORS

CASIO			
HR-10	49.95	39.00	10.95
HR-12	54.95	42.00	12.95
FR-100	79.95	59.00	20.95
FR-1210	129.95	99.00	30.95
PQ-20	29.95	23.00	6.95
LC-785	12.95	10.00	2.95
LC-3165	12.95	10.00	2.95
FX-68 Scientific	29.95	23.00	6.95
FX-81 Scientific	19.95	17.00	2.95
FX-3600P Scientific	39.95	29.95	10.00
FX-602P "Computer Talk" 88 Memories Programming Upper & Lower Case Dot Matrix	129.95	99.00	30.95
FX-702P Solves Problems with Alpha-Numeric Clarity, uses Basic Language	199.95	159.00	40.95

TELE. ANSW. DEVICES

PHONE MATE			
900	119.95	86.00	33.95
905 Remote	199.95	144.00	55.95
910	159.95	115.00	44.95
920	199.95	144.00	55.95
925 Remote	239.95	173.00	66.95
930 Remote	299.95	216.00	83.95
950 Remote	339.95	245.00	94.95
960 Remote	399.95	288.00	111.95

1 Year Extended WARRANTY
$99.00
INQUIRE

SAVINGS • SERVICE • SELECTION • SATISFACTION

MEMBER BBB

MICRO MAIL ORDER BUSINESS WORLD WAREHOUSE
18720 Oxnard, #108 Tarzana, CA 91356
Telex: 182852 Answer: MICKO TZNA
OUTSIDE CA CALL TOLL FREE 1 (800) 423-5886 IN CA (213) 996-2252

Name (Please Print) _____
Address _____
City _____ State _____ Zip _____

Qty	Make	Model	Description	Price	Total

TOTAL ORDER $ _____
TAX IF APPLICABLE * _____
SHIPPING & HANDLING ** _____
TOTAL ENCLOSED $ _____

*California residents add 6% sales tax
**Add 3% for Shipping & Handling — Add 3% surcharge for credit cards. Orders cannot be shipped unless accompanied by payment, including shipping handling and tax where applicable

Certified Check or M.O.
Bank Wire Transfer
Cash/Credit Card(Allow 2 weeks clearance for checks)

CREDIT CARD # _____
Exp. Date _____ Signature _____

We reserve the right to correct typographical errors. This ad supercedes all previous ads.

MAXELL • DYSAN • EPSON • CCS • SHARP • CASIO • HP • VERBATIM • MEMOREX • SOROC • CORVUS • PERSONAL SOFTWARE • CCS

MICRO™

The Single Life

By Brad Rinehart

In my previous columns I have explained various HDE Disk BASIC features. This month I will cover some of the most unusual commands, as well as file handling techniques.

HDE Disk BASIC's more powerful commands include INSTR (in string), VARPTR (variable pointer), EXEC, MERGE, GET!, PUT!, PRINT USING, MKI$, MKS$, CVI, and CVS.

The INSTR command returns the position of a search string within a target string. The syntax for the command is

```
VAR1 = INSTR ( VAR2, "STRING1",
"STRING2" )
```

VAR2 is the character position within the target string where you begin searching. STRING1 is the target string and STRING2 is the key. VAR2, or the starting character position, is optional. If you omit it the search starts at the beginning of the target string. After you evaluate the function, VAR1 will contain the character position within the target string where the key was found. For example, if you have the string "THIS IS A TEST", and the key "IS", the statement

```
X = INSTR ("THIS IS A TEST", "IS")
```

will return the variable X with the value 3. You may have expected X to equal 6. However, the word 'THIS' contains an 'IS' in it. The statement

```
X = INSTR (4, "THIS IS A TEST", "IS")
```

will return X with the value 6. This time, we specified the fourth character as the starting point for the search.

The INSTR command also acts as the argument for an IF-THEN-ELSE statement.

```
IF INSTR("THIS IS A TEST","IS")
THEN GOSUB 1000 : ELSE PRINT "NO"
```

will cause a GOSUB to line 1000. The statement following the ELSE will not be executed. However, if you change this statement to

```
IF INSTR(7,"THIS IS A TEST","IS")
THEN GOSUB 1000 : ELSE PRINT "NO"
```

control will pass to the ELSE statement and the word 'NO' will be printed to the screen.

The VARPTR command returns the memory address (in decimal) of:

1. The exponent of the variable A,
2. The least significant byte of the two-byte integer A%,
3. The byte defining the length of the string A$.

To use this information, you must understand how BASIC stores variable data in memory. Numeric variables such as A and A% are stored in five-byte and two-byte locations, respectively. VARPTR will return the address of the beginning of this memory location sequence. In the case of string variables, a three-byte descriptor defines the string. The first byte is the length of the string in memory, and the second and third bytes are the address pointer to the string.

VARPTR may also be used to determine whether or not a variable exists. For example, if you study the statement

```
X = VARPTR (A$(1))
```

you will see that X will be returned with the value zero if the variable does not exist. Frequently, I need to know if an array has already been dimensioned. Without VARPTR, the only recourse is to redefine it and trap the error with an ON ERROR GOTO statement. I avoid ON ERROR GOTO statements; they make it too easy to build hidden 'BUGS' into a program.

The EXEC and MERGE commands each accept input from the disk as though it were entered from the keyboard. Either command accepts input from a SEQUENTIAL DATA file or a LIST# (ASCII) file.

The MERGE command enters program lines from the disk file as opposed to entering them from the keyboard. This feature is useful when standard subroutines are to be used in several programs. For example, you may have a particular subroutine that is used to address the cursor on your terminal. Rather than manually entering the program lines each time you want to build a new program, the subroutine may first be entered from the keyboard, then LIST#ed out to a file called CURSR. Then whenever you want to use the subroutine within a program you simply enter MERGE "CURSR". This command, entered from the keyboard, will open the CURSR file and insert the lines into the program. You can save quite a bit of development time here!

The EXEC command will EXECute the command lines as they are read from the file. But with an EXEC file, the commands must be legal direct commands, such as PRINT, A=1, OPEN, CLOSE, PUT, and GET. Examples of commands that are not legal direct commands are INPUT and PRINT USING. Therefore, they may be used in files that are to be MERGEd, but not in files that are to be EXECed.

The EXEC command is useful for repetitive tasks. For example, when you have several programs you want to list to the printer, you can create an EXEC file that will initialize the output device, load the first file, list it, load the next file, list it, and so on. This can all be done without any human intervention. Remember, any sequence of commands you enter repetitively from the keyboard may be put into an EXEC file and reused.

The EXEC command also accepts input from a string variable. This feature lets you build a command in the variable A$, and then execute and EXEC A$ command. Any string variable may be used. However, your commands may be no longer than 250 bytes. Of course, if several commands are to be EXECed, they could be constructed in a string array and executed in a FOR-NEXT loop as in:

```
FOR X = 1 TO 5
EXEC A$(X)
NEXT
```

(Continued on next page)

You might use this feature when you execute routines that are to be invisible to the user.

Some Printing Conventions

HDE has implemented a command, 'CALL', for directing output to peripherals such as printers and modems. The syntax for the command is CALL "DEVICE NAME", where the DEVICE NAME is a three character name associated with a binary or machine-language program stored on the system disk.

To use the CALL command you must either write or purchase the device driver program. This device driver is then SAVed to the system disk (drive 0 to 1). The CALL command will load and initialize the driver. With the driver initialized, output may be directed to the screen, the device, or both. To output to the device, commands such as PRINT, LIST, FIND, and LIB are followed by an exclamation point (!), as in PRINT!, LIST!, FIND!, and LIB!. To output to the screen, even while the device is enabled, eliminate the exclamation point. To disable the device, use the command CALL0 (call zero). Once the device is disabled, output from statements such as PRINT! will be directed to the screen. To change the output device from a printer to a modem, just execute another CALL with the proper device name as the argument, as in CALL "MOD".

You may want to write a driver that accepts input from a modem or another terminal. Then when you want to pass control to that device, just initialize it with the CALL command.

PRINT USING may be used to manipulate string data. If you consider that A$ = "FRED", B$ = "SMITH", then the statement

```
PRINT USING "PAY TO !! %          %"; A$"."B$
```

will print PAY TO F. SMITH to the terminal. To dispatch this to an output device, use the statement:

```
PRINT! USING "PAY TO !! %          %"; A$"."B$
```

The exclamation point after the PRINT command directs the output to the external device that was initialized with the CALL command.

PRINT USING allows seven different types of format identifiers for dealing with numbers. The pound sign is used exclusively for defining the field width of a number. The PRINT USING command in conjunction with the pound sign causes number fields to be right-justified. For example, if you wish to print a column of numbers beginning at position 50 on the page, you could use the command:

```
PRINT TAB(50); USING "######, #"; N
```

The use of the comma in the field specifier will cause a comma to be output every three places in the number. Your printout might look like:

```
123,456
    232
  1,508
```

If decimal positions are to be defined, simply use the command

```
PRINT TAB(50); USING "#####, #. ##"; N
```

and the column will be right-justified, rounded to two decimal places, and zero-filled on the right.

```
123,456.25
    232.00
  1,508.07
```

File-Handling Techniques

Along with these unique commands, I want to introduce some of HDE Disk BASIC's file-handling techniques. There are three types of data files: SNAPSHOT, SEQUENTIAL, and RANDOM access. In addition, you have the ability to create an ASCII file of the program listing using the LIST# (list pound sign) command.

The main difference between the different types of data files is the way the data is stored on the disk and the techniques used to access it. First of all, the snapshot data file is, as its name implies, a snapshot of all the data in memory. If you can picture being able to grab the data in memory, compress it into one block, and then write it to the disk, you can understand the operation of this file. It is most useful when saving analytical data. For example, if you are accumulating data and monitoring the results of laboratory tests, but need something recorded quickly, the command SAVED "TEST1" (meaning "save data") will, in a matter of seconds, write the contents of every variable to the disk file TEST1. To reload the information for later analysis, simply execute the command LOAD "TEST1" and memory will be restored to its previous contents.

With the RANDOM access file you can randomly access records within the file *without* reading or writing any other part of the file. This provides quick access to any record in the file.

The SEQUENTIAL data files are useful for data such as tax tables, rate tables, etc. Sequential files are best used when data fields or records are of varying lengths. Normally this type of data is manipulated in memory then written to the disk file when the user has completed working with it. The disadvantage of sequential file use is that to read the last record in the file, you must read the entire file. The same is true when changing one record in the file: you must read the file, make the change, and rewrite the entire file. But sequential files are usually more compact than RANDOM files.

To use sequential files properly, you must understand the structure of the file. First, records within the file may be terminated by a carriage return character ($0D), a comma, or, when dealing with numerical fields, a space. The end of the file is signified by an end-of-file, or EOF mark. If you could look into the disk, you might find any of the following structures in a sequential file:

```
THIS IS RECORD 1$0D THIS IS RECORD 2$0DEOF 22 33 44 $0D 11 66 55 $0D 13 $0D 99 21 $0DEOF 22, 33, -44$0D 11, 66, 55$0D 13$0D 99, -21$0DEOF "THIS IS RECORD 1"$0D"THIS IS RECORD 2","THIS IS RECORD 3"$0DEOF
```

The first two files were created using the PRINT# command, the second two using the WRITE# commands.

Please send all correspondence for Mr. Rinehart to 1508 Stanton St., York, PA 17404.

OHIO SCIENTIFIC

THE WIZARD'S CITY — search for gold in the dungeons beneath the Wizard's city or in the surrounding forest. A dynamic adventure allowing progress in strength and experience. All OSI — cassette $12.95, disk $15.95.

OSI HARDWARE 15% OFF RETAIL PRICES!

GALACTIC EMPIRE — a strategy game of interstellar conquest and negotiation. Compete to discover, conquer, and rule an empire with the computer or 1-2 other players. C4P, C8P cassette $12.95, disk $15.95.

AIR TRAFFIC ADVENTURE — a real time air traffic simulation. C4P, C8P disks $15.95.

Plus S-FORTH, PACKMAN, CRAZY BOMBER, ADVENTURE, TOUCH TYPING, INTELLIGENT TERMINAL and more. Send for our free catalog including photos and complete descriptions.

(312) 259-3150

Aurora Software Associates
37 S. Mitchell
Arlington Heights
Illinois 60005

O.S.I. C4P Trs-80 Model I & III

The Room's of Cygnes IV
You are in a room with walls placed randomly throughout. There are three to ten ROBOTS bent on destroying you with laser fire or by touching you. You must destroy all the robots in a room to advance a level. The higher the level the faster the robots. WATCH-OUT the walls are electrified!! There are two skill levels.
O.S.I. C4P - Color Sound Joysticks 8K Cassette - $9.95
Trs-80 I & III Sound both 16K basic & 32K machine Cassette - $9.95
Trs-80 Model I Disk 32K basic & 48K machine - $15.95

Murder Mansion - Adventure #1
You and six other people are exploring a three story house for a treasure. WATCH-OUT!! Someone is killing the others and you could be next!
Trs-80 version has a graphic representation of each room!!!
O.S.I. C4P - 8K Cassette - $12.95
Trs-80 I & III (Graphics) 32K Cassette - $15.95
Trs-80 I 48K Disk - $19.95

Color Music
This is a fantastic machine language program. This program has 4 sections that will reproduce patterns on the screen with music. Connect your recorder or stereo to the input jack on the computer and watch the music come alive. The four options are:
1. GRAPHIC PATTERNS 2. COLOR PATTERNS
3. COLOR LASERS 4. COLOR BARS
O.S.I. C4P Color 8K Cassette - $8.95

Tank Trap
This is a one player game where you fight the computer. The object is to destroy the ENEMY TANK and HOUSES before he destroys YOU and YOUR HOUSES. But WATCH-OUT for the hidden MINES!!
O.S.I. C4P Color Sound Joysticks 8K Cassette - $6.95

Star Explorer
You are the only surviver of a sneak attack on the fleet. You must destroy the remaining enemy BATTLESHIPS and their HOME PLANET before time runs out. You must dock at STARBASES to refuel and pick-up pieces of the PLANET DESTROYER weapon. But WATCH-OUT one of the STARBASES has been taken over!!
O.S.I. C4P Color Sound 8K Cassette - $6.95

Send $1.00 for catalog.

COMP-U-GAMER SOFTWARE
P.O. BOX 802
NEVADA, MISSOURI 64772

CSE means OSI
Custom After Market Software for C1-P and C4-P machines

Basic Enhancer:
Renumberer, Auto Sequencer, Screen Control functions, and a tape I/O system that is faster and has file names. For C1-P and C4-P $21.95

Micro-Processor Word Processing system:
Now do reports, letters, and other documents that need that professional touch. Coded in Machine Code for minimum hassle (for C1-PII only) . . . $44.95

Write us for information on new disk programs or send $1 for catalog.

Computer Science Engineering
Box 50 • 291 Huntington Ave. Boston 02115

computer case company

comp case
NOW TOLL FREE
800-848-7548

• AP104

Attaché style cases for carrying and protecting a complete computer set-up. Constructed of the highest quality luggage material with saddle stitching. Will accommodate equipment in a fully operational configuration along with manuals, working papers and disks. Never a need to remove equipment from case. Simply remove lid, connect power and operate.

• AP101	Apple II with Single Disk Drive	$109
• AP102	Apple II with Double Disk Drives	119
• AP103	Apple II, 9 inch Monitor & Double Drives	129
• AP104	Apple *III*, two additional Drives & Silentype	139
• AP105	12 inch monitor plus accessories	99
• P401	Paper Tiger 440/445/460	99
• P402	Centronics 730/737	89
• P403	Epson MX70 or MX80	89
• P404	Epson MX100	99
• P405	IDS 560 or Prism Printer	109
• CC80	Matching Attaché Case (5")	85
• CC90	Matching Attaché Case (3")	75
• CC91	Matching Accessory Case	95

computer case company
5650 INDIAN MOUND CT. COLUMBUS, OHIO 43213 (614) 868-9464

EXCITING NEWS FOR COLOR COMPUTER USERS

FLEX, OS-9 and the Radio Shack Disk System ALL on the SAME Color Computer

Would you believe that you can run FLEX, OS-9 and Radio Shack disk software on the same Color Computer, and all you have to do is change the disk? That's right, just change the disk. If you have a 32K Color Computer with the Radio Shack disk system, all you need to do is make a trivial modification to access the hidden 32K, as described in the Feb. issue of COLOR COMPUTER NEWS and the April issue of '68' Micro. You can get FLEX from us right now. OS-9 will be ready by summer. Please note that this will only work with the Radio Shack disk system and 32K/64K memory chips that RS calls 32K. Maybe they put 64K's in yours, too. If you don't have a copy of the article, send a legal size SASE (40¢ stamps) and we'll send it to you.

Using this system to run FLEX and OS-9 has many advantages. First, it gives you 48K from zero right up to FLEX. This means that *ALL* FLEX compatible software will run with *NO MODIFICATIONS* and *NO PATCHES!* There are no memory conflicts because we moved the screen up above FLEX which leaves the lower 48K free for user programs.

What you end up with is 48K for user programs, 8K for FLEX and another 8K above FLEX for the screens and stuff. We have a multi screen format so you can page backward to see what scrolled by and a Hi-Res screen that will enable us to have 24 lines by 42 character display is on the way. That's better than an Apple!

We also implemented a full function keyboard, with a control key and escape key. All ASCII codes can now be generated from the Color Computer keyboard!

We also added some bells and whistles to Radio Shack's Disk system when you're running FLEX or OS-9. We are supporting single or double sided, single or double density, 35, 40 and 80 track drives. If you use double sided drives, the maximum is three drives because we use the drive 3 select for side select. When you are running the Radio Shack disk, it will work with the double sided drives but it will only use one side and only 35 tracks. Using 80 track drives is okay, but will not be compatible with standard Radio Shack software. You can also set each drive's stepping rate and drive type. (SS or DS - SD or DD)

In case you don't understand how this works, I'll give you a brief explanation. The Color Computer was designed so that the roms in the system could be turned off under software control. In a normal Color Computer this would only make it go away. However, if you put a program in memory to do something first (like boot in FLEX or OS-9), when you turn off the roms, you will have a full *64K RAM* System with which to run your program (FLEX or OS-9). When the roms are turned off, it is as if you had removed them from the computer. They are gone!

Now, we need the other half of the 64K ram chips to work, and this seems to be the case most of the time, as the article states. Of course, you could also put 64K chips in.

Some neat utilities are included.

MOVEROM moves Color Basic from ROM to RAM. Because it's moved to RAM you can not only access it from FLEX, you can run it and even change it!! You can load Color Computer cassette software and save it to FLEX disk. Single Drive Copy, Format and Setup commands are also included.

Installing FLEX is simple. Insert the disk and type:

RUN "FLEX"

That's all there is to it! You are now up and running in the most popular operating system for the 6809. There are hundreds of software packages now running under the FLEX system. Open your Color Computer to a whole new world of software with FLEX.

FLEX $99.00
NEW LOW PRICE INCLUDES OVER 25 UTILITIES!

FLEX Editor	$ 50.00
FLEX Assembler	$ 50.00
FLEX Standard BASIC	$ 65.00
FLEX Extended Business BASIC	$100.00

Other languages available include; FORTH, Pascal, Fortran77, 'C,' plus more.
Application packages include; A/R, G/L, A/P, Inventory, Electronic Spreadsheets, Accounting, Database programs and more. SEND FOR LIST.

TRS-80 COLOR COMPUTER COMPLETE WITH 64K RAM, 24K ROM, SINGLE DISK DRIVE AND FLEX, SET UP AND READY TO RUN FOR ONLY $1,375. Includes 60 day extended warranty. If you have a Computer, call about RS disk controllers and drives.

FRANK HOGG LABORATORY, INC.
130 MIDTOWN PLAZA • SYRACUSE NEW YORK 13210 • (315)474-7856

80 × 25

PET/CBM™

2000/3000/4000 Series

not using a CRT, or display controller chip

$275.00*

Select either
80 x **25** or **40** x **25**

On The Built-in Display

From the keyboard or program

Displays the full, original character set

Available from your local dealer or:

EXECOM CORP.
1901 Polaris Ave.
Racine, WI 53404
Ph. 414-632-1004

*Plus installation charge of $75.00

Available only for Basic 3.0 & Basic 4.0
PET& CBM™a
trademark of Commodore Business Machines

ZOOM
HiRes Graphics Printing Utilities

GRAF PAK
for 48K Apple DOS 3.3

PAK
for Apple PASCAL

Anadex grafixPLUS, Epson GRAFTRAX, Integral Data 440/445/460/560/Prism, Centronics 739, Apple Silentype, C.Itoh 8510 & F-10, NEC PC-8023 & Spinwriters, Okidata 82a/83a, Qume Sprints, Diablo 6xx/16xx, DEC LA-34(XL), Infoscribe 1000, Datasouth 180, Malibu 200, MPI 88G

Featuring —

- Independent horizontal and vertical scale factors.
- Ability to print horizontal or rotated single pages, or *panoramas* with page 1 above or beside page 2.
- *Unmatched ease of use* — direct, no guessing zoom window placement — keystroke driven.
- *Complete* instructions for *attachment to your program.*
- HiRes picture disc-capture utility.
- **GRAFPAK** features *one* keystroke graphic file loading; on screen *text annotation*, bordering, cropping, framing, and window fill/erase.

2281 Cobble Stone Court
Dayton, Ohio 45431
513/426-3579

GRAFPAK $34.95

SmartWare

TURTLEPAK $34.95

OSI **Disk Users**

Double your disk storage capacity
Without adding disk drives

Now you can more than double your usable floppy disk storage capacity—for a fraction of the cost of additional disk drives. Modular Systems' DiskDoubler™ is a double-density adapter that doubles the storage capacity of each disk track. The DiskDoubler plugs directly into an OSI disk interface board. No changes to hardware or software are required.

The DiskDoubler increases total disk space under OS-65U to 550K; under OS-65D to 473K for 8-inch floppies, to 163K for mini-floppies. With the DiskDoubler, each drive does the work of two. You can have more and larger programs, related files, and disk utilities on the same disk—for easier operation without constant disk changes.

Your OSI system is an investment in computing power. Get the full value from the disk hardware and software that you already own. Just write to us, and we'll send you the full story on the DiskDoubler, along with the rest of our growing family of products for OSI disk systems.

™DiskDoubler is a trademark of Modular Systems.

Modular Systems

Post Office Box 16C
Oradell, NJ 07649.0016
Telephone 201 262.0093

NEW PET/CBM SOFTWARE

Let Computer Mat turn your Pet into a Home Arcade!

ASTEROIDZ — Its your ship vs. a swarm of killer gammaroidz. You are on a collision course and must destroy them before they blast you into the next galaxy. Four levels of play. Has hyperspace keys that move you around. Arcade style entertainment at its finest. Great graphics and sound.

Cass. 8K $9.95

MUNCHMAN — How many dots can you cover? It's you against the computer munchers ZIP and ZAP. Can you clear the maze first or will they get you? Number keys move you up, down, right and left. GREAT GRAPHICS AND SOUND.

Cass. 8K $9.95

TARGET COMMAND — Its you against a barrage of enemy lazers that are aimed at your ammo dumps. Sight in on the targets and score as many hits as you dare. As your skill increases so does the the difficulty — (5 levels to select). This is an arcade-style game with great graphics and sound effects. A must for your PET/CBM.

Cass. 8K $9.95

ALL OUR SOFTWARE RUNS IN 8K
OLD-NEW ROM — 40 CHR. SCREEN
WRITE FOR FREE CATALOG OF VIC/PET SOFTWARE
PLEASE ADD $1.00 PER ORDER FOR SHIPPING
COMPUTER MAT • BOX 1664R • LAKE HAVASU CITY, AZ. 86403

Commodore and MICRO

by Loren Wright

Commodore has been a dominant force in the microcomputer world since the Personal Electronic Transactor (or PET) was introduced in 1977. The first PETs admittedly had their problems. The small keyboard, a holdover from Commodore's calculator background, gave the PET a toy-like appearance. There was no resident machine language monitor — a tape version had to be loaded into RAM each time. There were also a few problems, of varying annoyance, in the operating system. Documentation had to be obtained from users' groups, since Commodore would not, and perhaps could not, provide very much.

In the U.S., the PET came out in the face of stiff competition from Apple and Radio Shack. The Apple attracted many people with its high-resolution color and full-size keyboard, while Radio Shack, with its nationwide network of stores and well-organized marketing effort, drew even more attention. To compound their problems, Commodore attempted to sell the PET only directly or through its Mr. Calculator stores, and there were delivery delays of many months.

The PET, as many other computer shoppers recognized, offered a system complete with CRT display, cassette mass-storage, and fully implemented BASIC for a price less than comparable systems from either Apple or Radio Shack. In the rest of the world, where Commodore was organizationally better equipped to compete, the PET became (and still is) the number one microcomputer.

The company corrected most of the problems with a new operating system. Unfortunately, this was done without much consideration for those who had already invested a lot of time and money developing commercial software for the old operating system. Many people abandoned ship at this point, but most adjusted and are still loyal PET owners. Since then, there has been yet another operating system introduced, but this time the changes were far less radical, and Commodore cooperated considerably more in the transition.

To understate the situation, Commodore has been unpredictable in its approach to the market. When the 80-column business machine and the VIC were announced, there were widespread fears that the company would abandon PET owners in favor of the more lucrative entertainment and business markets. So far, those fears have not been justified. It is clear now, particularly with the announcement of several new computers, that Commodore wants to compete in all microcomputer markets. The new line-up will apparently include the Ultimax, the VIC, the SuperVIC, the PET, the 8016/8032, the color 8032, the Commodore-64, the SuperPET, and the 8096. Each of these is aimed at a particular segment of the market.

If its new advertising campaign is any indication, Commodore intends to provide the best value for any microcomputing need. The company plans to accomplish this not by inventing radically new computers, but rather by producing variations on its PET and VIC themes to compete over the full range of the market. To quote Jack Tramiel, the man behind Commodore, "We will become the Japanese!" — meaning that they will offer a lower-priced alternative. Whether Commodore can actually accomplish its goals is still uncertain.

MICRO has been covering the PET since its inception. Much of our job in the early days was to provide the information not provided by Commodore, and to help PET owners get around the bugs in their systems. Things have progressed much further than that now. The PET system is virtually bug-free and good documentation is available not only from Commodore, but from a number of other sources. We will continue to publish articles of special interest to PET users, but you will find many of our other articles valuable as well. More articles written for other computers will be accessible to PET users, and we will continue to expand your horizons with material on new programming techniques, languages, and applications.

This issue's feature article "Growing Knowledge Trees," by David Heise, introduces artificial intelligence to MICRO readers. While it is written especially for the PET, I recommend that all MICRO readers try to see this program in operation. It should provide some ideas for your own artificial intelligence programs.

"Menu and Tape Timer," by Dale DePriest is a sequel to last month's "A Real Tape Operating System." In that article he discussed the good and bad features of the PET's tape system and presented some techniques to get the most from that system. This month's programs will help you turn your cassette collection into a well-organized file retrieval system. Although a disk drive is faster and more convenient, the PET's cassette system, with a few refinements, can offer a considerably less expensive alternative, which is still very satisfactory.

Louis Sander's "PET Memory Protector" is a simple circuit that is inserted between one of your PET's static RAM chips and its socket. Depending on where it is installed, PMP protects 1K or more of RAM from BASIC, LOADs and resets. The reset button, which is part of the circuit, can be used for either a cold or a warm reset.

MICRO



Skyles Electric Works

BASIC Programmer's Command-O™

For PET/CBM™ Owners Who Want More Fun And Fewer Errors with Their Programs

Here are nineteen commands you'll need, on a single chip you can install in two minutes without tools, **on any PET or CMB system.** 4KB of ROM firmware on each chip with a collection of machine language programs available from the time you turn on your PET to the time you shut it off.

For PET 4016, 4032, CBM 8032, SuperPET or BASIC 4.0 upgrade

BASIC Programmers Command-O™

AUTO DUMP DELETE FIND (improved) HELP KILL OFF TRACE (improved) RENUMBER (improved) INITIALIZE MERGE MOVE EXECUTE SCROLL OUT SET SEND PRINT USING BEEP

```
 100 GOSUB 180
 105 PRINT USING C$, A, B$
 130 INPUT "TIME", D$
 131 INPUT "DAY", E$
 160 IFB< >C THEN 105
 180 FOR X=IT09
 183 PRINT Y(X):NEXT
 184 RETURN
 200 I=X/19
READY
RENUMBER 110, 10, 105-184
READY
LIST
 100 GOSUB 150
 110 PRINT USING C$, A, B$
 120 INPUT "TIME", D$
 130 INPUT "DAY", E$
 140 IFB< >C THEN 110
 150 FOR X=IT09
 160 PRINT Y(X):NEXT
 170 RETURN
 200 I=X/19
READY
```

```
MERGE D1 "BUY NOW*"
SEARCHING FOR BUY NOW*
LOADING
READY
RENUMBER 100, 10
READY
FIND B$
110 PRINT USING A$, ESC, BS+C$+D$
280 ESC="NOW IS THE TIME"
READY
```

```
580 BA=BA- 1
590 RA=123*5X/92+BA*10
600 IF BA=143 THEN 580
610 RETURN
620 C$="PROFIT $#, ###.## DAILY"
630 PRINT USING C$, PI
640 D$="LOSS  $#, ###.## DAILY"
650 PRINT USING D$, LI
RUN
PROFIT $1, 238.61 DAILY
LOSS  $     0.00 DAILY
READY
```

NOTICE
COMMAND-O IMMEDIATELY AVAILABLE
FOR
ALL MODELS PET/CBMs
PLEASE SPECIFY !!
NOTICE

INSTALLATION:

Installs into socket UD12 ($9000) in "fat forty's", 8032's or SuperPET's. Installs into socket UD3 ($9000) in BASIC 4.0 upgrades.

PRICES:

For PET 4016, 4032, BASIC 4.0 upgrade COMMAND-O CO-40N $75.00
For CBM 8032, SuperPET (SP9000) COMMAND-O CO-80N $75.00

Shipping and handling $2.50 USA/Canada, $10.00 Europe/Asia
California residents please add 6% or 6-1/2% sales tax as required
*order your **Disk-O-Pro,** today*

AVAILABILITY: Immediately from your LOCAL DEALER

or

VISA, MASTERCHARGE ORDERS CALL (800) 227-9998 (except California residents)
CALIFORNIA ORDERS PLEASE CALL (415) 965-1735

Skyles Electric Works | 231E South Whisman Road
Mountain View, CA 94041
(415) 965-1735

PET Memory Protector

by Louis F. Sander

This easy-to-build add-on for 8K PETs selectively isolates 1K or more of memory from BASIC and from resets. The protected area is an ideal repository for monitors or other machine-language programs.

PMP
requires:

PET with socketed 6550 or 2114 RAM chips (all small-keyboard PETs, except the most recent release) and a number of electronic parts.

PET users have a shortage of protected memory for machine-language programs. The PET Memory Protector is a simple add-on device that eliminates this shortage. In a typical PET, only the second cassette buffer, with its meager 192 bytes, is out of reach of BASIC, resets, and LOADs. The only way to protect an area in high memory is to do several zero-page POKEs, an annoying task. The PET Memory Protector, or PMP, provides a simpler and more reliable way to reserve 1K blocks of high memory for machine-language programs or any other use.

PMP is activated by momentarily depressing one switch, eliminating the need for memory-reserving POKEs. BASIC cannot write into the PMP-protected area unless specifically directed, and LOADing a tape from either cassette does not affect it. The PMP includes a reset function that allows selection or deselection of memory protection while the reset is performed, all with one simple control.

Installation of the PMP requires no drilling or cutting of the PET, and no soldering to any PET component. You simply insert the PMP connector between one memory chip and its socket, and mount the PMP switch in existing holes in the PET. The typical installation protects 1K of memory, but larger 1K multiples can be protected simply by moving the PMP connector. The present version of the PMP will work only with PETs using the type 6550 or 2114 RAMs in plug-in sockets (basically, all the small-keyboard machines). Work is in progress on a version for the large-keyboard machines. Construction of a PMP is not difficult for an experienced electronic builder; nonbuilders can purchase a fully assembled and tested version from the authors.

Theory of Operation

Figure 1 is the schematic diagram of the PMP. When S_1 is closed, it connects R_1 and C_1 to the trigger pin of PET's power-up timer, and opens the chip-select line to IC_x. IC_x can be any one of PET's RAM chips; typically it will be one of the two that constitute the top 1K of user RAM. The charging effect of C_1 momentarily lowers the voltage on the timer trigger pin, which activates the timer and a power-on reset. At the end of the timer's one-second cycle, PET writes a character into the lowest memory location of the user program area, then reads the contents of that location. If the read and write are identical, PET repeats the process at the next higher memory location. The first time the read and write do not match, PET concludes that it has passed the top of available RAM. It then sets its zero-page BASIC pointers accordingly, and puts the appropriate BYTES FREE message onto the CRT.

If S_1 is still actuated when the reset routine tries to write into IC_x, the $\overline{SEL}$ line will still be broken by S_{1b} and the

Figure 1: **PMP Schematic**

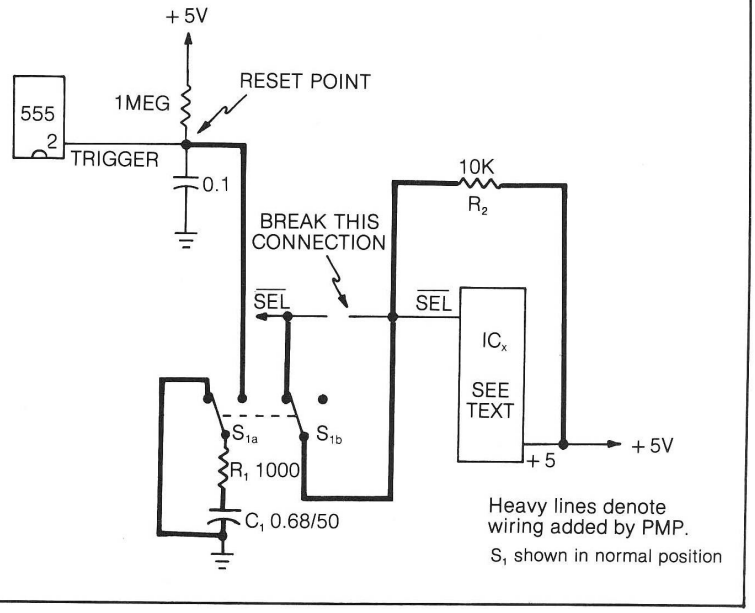

$\overline{SEL}$ pin will be held high by the voltage from R_2. So the read/write process into IC_x will fail, and PET will conclude that IC_x and all memory above it does not exist. Because IC_x is paired with another chip that is not disabled by S_1, the reset will have modified the lowest single byte in IC_x, but will not have affected any higher memory locations. The BYTES FREE message will include only those memory locations below IC_x. S_1 can be released as soon as the BYTES FREE message appears, and at that time IC_x will be fully functional, but BASIC will not know that it is there. In other words, IC_x and above will constitute a fully protected area of memory.

If S_1 is released before the timer finishes its cycle, IC_x will be properly connected when PET attempts to access it. The reset process will proceed normally, writing over any information in IC_x and above, and including those locations in the BYTES FREE message. IC_x and above will *not* be protected memory. In either case, as soon as S_1 is released, C_1 will discharge through R_1, to be ready for the next reset.

Construction

If you are not an experienced electronics builder, you shouldn't try this project on your own, since a miswired PMP could mean disaster to your PET. For the builder with any experience, PMP construction is straightforward, except for breaking the $\overline{SEL}$ line to IC_x. For the 6550, $\overline{SEL}$ is pin 18, and +5 is pin 17. For the 2114, $\overline{SEL}$ is pin 8 and +5 is pin 18. Make up a "PMP connector" from two wire-wrap IC sockets. Plug the sockets together, piggyback-style, and cut the pin carrying the $\overline{SEL}$ lead from one socket to the other. If you want to do a more professional job, use one wire-wrap socket and the plastic base from another, cutting one of the pins. Either way, solder your S_{1b} leads to the severed ends, and glue everything together so it can't move. Solder R_2 to the appropriate pins of the upper socket, and you're in business. (You need wire-wrap-type sockets for this work, because the solder-tab-type pins are too short to work with, unless you're used to microsurgery.)

We advise the prospective builder to be persistent in his search for parts, since S_1 and the IC sockets are not common items. They are manufactured by the thousands for industrial use, but your local Radio Shack doesn't carry them.

Figure 2: **Locating the Reset Point**

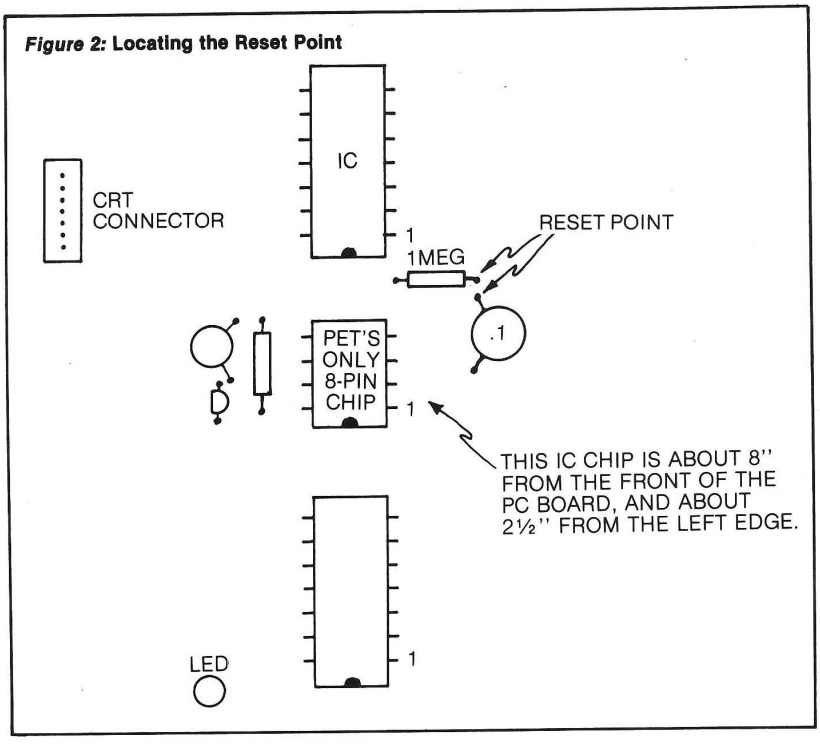

Installation

The first step in installation is to unplug your PET. Then find a way to mount S_1 permanently. You can either drill a hole in your PET, or drill a ½" × 3" strip of heavy sheet metal to accept S_1. Then mount it to the cover hold-down bracket on PET's right side, using two additional holes drilled through your piece of sheet metal. If S_1 is properly chosen, it will easily fit in the ½" space between PET's cover and base, making a very attractive and unobtrusive installation.

Next, connect the wire from S_{1a} to the reset point. Here you can solder a wire directly to PET's circuit board, or you can use a tiny test clip to connect it to a component lead. The reset point is easy to find by locating the 555 timer chip, which is the only eight-pin IC in the PET. It's on the far left side of the printed circuit board, about eight inches from the front edge. The reset point is accessible either at pin 2 of the 555, or at the resistor or capacitor lead wire shown in figure 2. (By the way, this is the same point used by the reset buttons on old ROM PETs.)

Finally, locate IC_x and put the PMP connector between it and its socket. At the very front of the main printed circuit board are two identical rows of eight IC chips in sockets; this is PET's RAM. Each 1K of memory is made up of one IC in the front row, plus its partner in the second row. Half a byte is stored in each chip, for 1024 memory locations in each pair.

If your memory chips have 18 pins each, they are 2114's, and the IC's making up the lowest memory locations are to the far left. The highest memory locations are to the right. To protect 1K of memory, the PMP plugs into either one of the rightmost chips. With 2114's the PMP can be plugged into any RAM socket, protecting any number of 1K memory blocks.

If your memory chips have 22 pins, they are 6550's, and things work differently. The low memory locations are to the *right* in this case, and the high ones are to the left. Your PMP will only work properly in the highest 1K (the leftmost socket), or the highest 4K (number 4 from the left).

To locate IC_x, first determine how much memory you want PMP to protect. If it's 1K, then IC_x is the rightmost or leftmost IC in the front row. If you want to protect 2K of memory, IC_x is the chip just next to that one, and so on, at the rate of 1K per chip. For test purposes, you will need to protect 1K, so initially use the end chip in the front row. Use the left chip for 6550's, or the right chip for 2114's. (In every case, the corresponding chip in the second row could be used, with identical effect.

We've arbitrarily chosen the front row chips because they're easier to get to.)

Before removing IC_x, note the U-shaped depression on its top at one end. That is an orientation mark, and when it faces you, with the IC pins pointed downward, pin 1 is the closest pin to you on the right. See figure 2 for examples. Take careful note of IC_x's orientation, so that you'll be able to insert the PMP connector and IC_x in the proper direction.

When you've done this, gently pry IC_x from its socket, using a small screwdriver inserted from the front. Use standard static protection techniques: keep yourself grounded, and lay the naked IC, pins downward, on a piece of foil or conductive foam. Now insert the PMP connector into the vacant socket, being extremely careful to preserve proper orientation. Using static protection techniques, and once again paying careful attention to orientation, insert IC_x into the PMP connector, and you're ready to test your PMP.

Test and Operation

Visually inspect the installation to make sure there are no broken wires or short circuits. Make sure that the PMP is plugged into the correct socket, and that all its pins are making contact. (Look closely, as bent pins are common, and easy to miss.) Make the same check on the IC chip, where it plugs into the PMP. Finally, double check the orientation of the IC and the PMP; if either one is in backwards, correct it immediately.

When you're certain that everything is as it should be, turn on the power to your PET. You should get the normal BYTES FREE message (7167 bytes on the 8K PET). Now load a machine-language program (MLP) of some sort into the top part of the top 1K of memory. Ideally, it should extend to the very last free byte. Be sure your program doesn't use the very first byte of the top 1K, since that byte will be modified by the reset routine. Run your MLP to make sure that it works.

Now activate S_1, and keep it activated until the BYTES FREE message appears once again. If all has gone well, that message will have appeared about one second after you first activated S_1, and will indicate 1024 fewer bytes than normal. Next, LOAD and RUN a BASIC program that uses several string variables. Run your MLP once again. If both programs work properly, PMP has protected upper memory from being written into by BASIC.

Parts List

C_1 — 0.68 F, 50 wv

R_1 — 1000 ohm, ¼ watt

R_2 — 10K ohm, ¼ watt

S_1 — DPDT momentary toggle or pushbutton switch

Two 18-pin or 22-pin wire-wrap-type IC sockets (pin configuration depends on your RAM type)

Hookup wire

Glue (Devcon clear epoxy or similar)

Optional ½" × 3" piece of heavy sheet metal (for switch mounting bracket)

Total parts cost should be $10-$12 for top-quality, name-brand parts.

For the final test, momentarily activate S_1, this time being sure to release it before the BYTES FREE message appears. If you get a normal BYTES FREE message, and if both programs are gone from memory, your PMP is working correctly. Congratulations on a job well done!

Now here's the full story on clearing and protecting memory in your PMP-equipped machine.

1. POWER ON clears all memory, overwriting it with characters dictated by your ROM set.

2. Using either cassette drive to LOAD, SAVE, or VERIFY clears the associated cassette buffer, replacing what was there with data from the tape header. The unused cassette buffer is not affected.

3. Momentarily depressing S_1 and releasing it before the BYTES FREE message appears clears all memory *except* the cassette buffers, and gives a normal BYTES FREE message. The cleared memory is overwritten with characters dictated by your ROM set.

4. Holding S_1 until the reduced BYTES FREE message appears clears all memory *except* the two cassette buffers *and* the memory above the first protected byte. That first byte will be altered by the reset process, but is protected afterward. Anything previously existing above that byte will be unaffected by the reset, and will be protected from being written into by BASIC. It can be PEEKed and POKEd, but that is all.

That's the full story on the PET Memory Protector. We've found it to be a very handy device for protecting high memory, and we hope that you will, too. If you'd like to have a fully assembled and tested PMP, we've made some up that we'll send you for $20 each. Just send your name, address, and RAM type to: Louis F. Sander at 153 Mayer Drive, Pittsburgh, PA 15237.

Louis F. Sander designs and markets electronic systems for hospitals and other health care providers. He is the originator of COMPTUER KINDERGARTEN™, a computer familiarization course for adults. Victor H. Pitre installs and services medical electronic systems. Both have worked in electronics since pre-transistor days, and they have collaborated on several hardware and software innovations for small computers.

MICRO™

OSI-C4PMF

GOBBLER MANIA

Attempt the maze eating
all you can but don't get caught
Full color & sound!
5¼ in. disk $12.95

SENTINEL

Is there any enemy around
the next hall? Better ready
your crossbow for battle.
5¼ in. disk $19.95

We also have: ALPHA BASE,
RADAR TANK, HYPER ATTACK,
and many utilities too!
All in 100% machine code.
Send $1 for complete
catalog to:

INTERESTING
SOFTWARE
21101 S. Harvard Blv.
Torrance, Cal. 90501

Z-FORTH IN ROM by Tom Zimmer
5 to 10 times faster than Basic. Once you use it, you'll never go back to BASIC! $ 75.00
source listing add $ 20.00

OSI FIG-FORTH True fig FORTH model for 0S65D with fig editor named files, string package & much more $ 45.00

TINY PASCAL Operates in fig-FORTH, an exceptional value when purchased with forth.
TINY PASCAL & documentation $ 45.00
FORTH & TINY PASCAL $ 65.00

SPACE INVADERS 100% machine code for all systems with 64 chr. video. Full color & sound on C2, 4P & 8P systems. The fastest arcade program available. $ 14.95

PROGRAMMABLE CHARACTER GENERATOR
Use OSI's graphics or make a complete set of your own! Easy to use, comes as a kit. $ 99.95
2 Mhz. boards $ 84.95
$109.95

PROGRAMMABLE SOUND BOARD
Complete sound system featuring the AY-3-8910 sound chip. Bare boards available. $ 74.95
$29.95

32/64 CHARACTER VIDEO MODIFICATION $ 39.95
Oldest and most popular video mod. True 32 chr. C1P, or 32/64 chr. C4P video display.
Also adds many other options.

ROMS!!!
Augment Video Mod with our Roms. Full screen editing, print at selectable scroll, disk support and many more features. Basic 4 & Monitor $ 44.95
Basic 3 $ 18.95
All 3 for $ 59.95

65D DISASSEMBLY MANUAL. by Software Consultants. First Class throughout. $ 25.95
A must for any 65D user.

NUMEROUS BASIC PROGRAMS, UTILITY PROGRAMS AND GAMES ALONG WITH HARDWARE PROJECTS. ALL PRICES ARE U S FUNDS. Send for our $1.50 catalogue with free program (hardcopy) Memory Map and Auto Load Routine.

CHARGEX VISA

3336 Avondale Court
Windsor, Ontario, Canada N9E 1X6
(519) 969-2500

3486 Countryside Circle
Pontiac Township, Michigan 48057
(313) 373-0468

master charge

progressive computing

What's Good for the Space Shuttle is good for your Apple II! . . .



MICROWARE® creator of OS-9/BASIC Ø9 (used by N.A.S.A., and leading Universities, government agencies, and corporations Worldwide) joins with STELLATION TWO to deliver the same Operating system and Programming Language to the APPLE II.

OS-9/BASIC Ø9 are the result of a 3 year research project-designed with the 6809 in mind. This "Operators dream machine" combines with THE MILL microprocessor board to provide Apple II users with software features previously reserved for Mainframes and mini's.

JUST PLUG IN THE MILL AND LET BASIC Ø9 WORK FOR YOU! *other Stellation Two products include:*

Spooler: *Allows Apple II to print while processing*
Pascal Speedup: *THE MILL with software for a 50% faster Apple with Pascal*
Floating Point: *Extends the MILL's power to floating point numbers.)*

STELLATION TWO

The Lobero Building P.O. Box 2342
Santa Barbara, Ca, 93120
(805) 966-1140 TELEX 658439

MICROWARE®

OS-9 is a trademark of Microware. BASICØ9 is a trademark of Microware and Motorola.

Apple II is a trademark of Apple computers.

Growing Knowledge Trees

by David R. Heise

Knowledge can be represented in tree diagrams that are stored and analyzed by computers. This PET program finds out what people know about a topic, analyzes answers, and shows users the organized results.

"Knowledge Trees" requires:

16K or 32K PET
3.0 Operating System
Printer and disk drive are supported, but optional. Notes are provided for 1.0 and 4.0 conversion.

A computer needs to be knowledgeable if it is to help you classify plants, diagnose illnesses, or identify beliefs that hold down productivity. But how do you make a computer knowledgeable? How do you teach a computer what an expert knows? How do you represent knowledge?

Research on these questions has been performed in computer science specialties like data base management and artificial intelligence, and also in social sciences like anthropology, sociology, and cognitive psychology. Data base management systems and psychological research demonstrate that some kinds of knowledge can be stored as associative networks with pointers linking items to related items. As a sociologist, I've shown that measurements about actors and behaviors can be used mathematically to generate information about social events. Artificial intelligence research and contemporary anthropology often represent knowledge as hierarchical trees of relationships.

This article discusses the tree concept for knowledge representation and presents a program that turns a Commodore microcomputer into a machine for gathering hierarchical knowledge from people and reducing it to its simplest form. The program illustrates how to pass multiple parameters to an assembly-language subroutine *via* the USR function in BASIC. It shows you how to create a BASIC subroutine that can call itself recursively, and demonstrates a method for automatically loading and protecting assembled code, along with a BASIC program. Assembled routines are provided for carrying out operations on trees.

Data Structures

Hierarchical knowledge can be represented in a tree diagram, which is a type of directed graph. See figure 1.

Figure 1

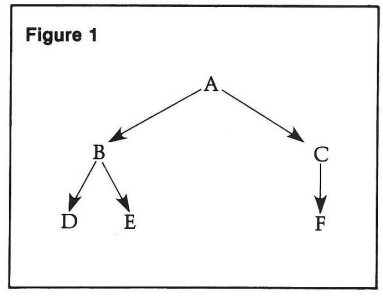

Letters A through F represent *nodes* in the graph. These are the entities involved in hierarchical relationships. For example, the nodes could be A = living creature, B = mammal, C = bird, D = dog, E = cat, and F = robin.

The arrows are called the *edges* of the graph. All of the arrows on a graph represent a certain relationship. For example, in figure 1, each arrow could represent the relation "is a kind of." Thus, reading backward along an arrow, we see that B is a kind of A. Different arrows show which entities are related to other entities. In general, the node at the top of an arrow is a *superordinate* of the node at the bottom of the arrow. The node at the bottom of an arrow is a *subordinate* of the node at the top.

Relations in a tree diagram are *transitive*. This means that a relationship between two entitites can be inferred when they are connected by a chain of arrows rather than by a direct arrow. For example, in figure 1, D (a dog), is a kind of B (mammal), and B (a mammal) is a kind of A (living creature). Therefore we can infer "a dog is a kind of living creature" even though there is no direct arrow from A to D. Many kinds of relationships are transitive. For example, time ordering is transitive: if event B occurs after A, and C occurs after B, then C occurs after A. "Is part of" also is transitive: if B is part of A, and C is part of B, then C is part of A. Some relations seem transitive but are not, like the relation "has." Jane may have a husband, and her husband may have a bald head. We would not want to conclude that Jane has a bald head.

Tree diagrams can be represented in matrix form. Figure 2 shows the matrix for the diagram in figure 1. Letters along the top of the matrix show nodes as originating sources for arrows. Letters along the side of the matrix show nodes as destination points for arrows. A zero in a cell indicates that no arrow connects the column node to the row node. A one indicates that an arrow goes from the originating node (column label) to the destination node (row label).

Figure 2

	A	B	C	D	E	F
A	0	0	0	0	0	0
B	1	0	0	0	0	0
C	1	0	0	0	0	0
D	0	1	0	0	0	0
E	0	1	0	0	0	0
F	0	0	1	0	0	0

The major diagonal is emphasized with underlining in figure 2. In a matrix that represents a hierarchical

tree, the major diagonal is always filled with zeros, and nodes can be ordered such that all entries above the major diagonal are zero. A *topographical ordering* of nodes has the node at the top of the graph first (A). Nodes that are directly connected to this node come next (e.g., C and B), then nodes directly connected to these follow (e.g., F, E, D), and so on, until all nodes are listed. A topographical ordering orders the nodes as they are encountered when going from the top of the tree diagram to the bottom. If nodes are listed in topographical order for the matrix representation, then all cells above the major diagonal contain zeros.

A tree diagram can be stored inside a computer in various ways. We could store the matrix representation, but this wastes space on zeros above the main diagonal. Instead we will use the *edge list* representation. This approach stores a tree, including verbal labels for the nodes, in two lists — name and edge — as shown in figure 3.

Figure 3

Name List

(1) a living creature
(2) a mammal
(3) a bird
(4) a dog
(5) a cat
(6) a robin

Edge List

1,2
1,3
2,4
2,5
3,6

The name list is simply a list of node labels with index numbers implied. Each entry in the edge list corresponds to an arrow on the tree diagram, and the entry consists of two numbers. The first is the index number for the arrow's originating node. The second is the index number for the destination node. The edge list has as many entries as there are arrows on the diagram. Their order is not important.

In the program presented here, index numbers are interpreted as ASCII values and converted to characters. Thereby the edge list can be maintained as a character string, taking advantage of dynamic string allocation in CBM BASIC; we do not have to set aside space for the edge list, whose size is unpredictable beforehand. By adding 64 to each index number before converting to a character, we get ASCII values for letters of the alphabet. For example, the edge list in figure 3 could be represented as the following string:

'ABACBDBECF'

This string contains all the information represented in figures 1 and 2. Marking the string off into pairs of letters precisely defines each arrow in the tree diagram.

We now have a neat, concise way of representing hierarchical knowledge in a CBM microcomputer. Artificial intelligence research usually employs a list representation that calls for a LISP language interpreter, but that would not be as convenient as this approach that works in BASIC.

Elicitation

The next step is to input knowledge from humans into computers. Storing knowledge within programs is not an efficient approach because too many people do not know how to program. Rather, the computer should elicit and store people's knowledge:

— accommodating to a user's interest in a certain kind of relation,

— talking with the user about a given topic,

— helping the user recall topical elements (nodes),

— helping the user to define relations among elements (edges).

Ideally the computer would deal with any kind of relation for making trees and would talk in accordance with rules of grammar and discourse. These kinds of flexibilities are costly in terms of program space, so we compromise. The program here offers three kinds of relationships for analyses, and presents only a limited number of queries.

Requirements for eliciting nodes and edges are more critical. To represent a person's knowledge about a topic, we must get as close as possible to an exhaustive listing of concepts (nodes). Furthermore, we must meticulously examine every possible relationship to assure that all real ones are included.

This program uses several tactics to help a person recall entitites in the domain being considered. At the beginning of a session, and periodically thereafter, a general elicitation question is presented, in the form: "What is an entity in the domain being considered?" The user is reminded of all the entities that have been entered already. Once some entities have been specified, these are used to stimulate recall of more entities, using questions like: "What other entities are related to entity X in the domain being considered?" Ultimately, every recorded entity is used as a stimulus for obtaining more entities. Additionally, the user occasionally is asked to name an entity that differentiates some entities from others, in a query like: "X, Y, and Z are entities in the domain of interest; what entity might be implied by two of these?" While no methodology guarantees exhaustive recall of all entities, these techniques do promote extensive recall.

Definition of a new entity's relations is complex because a number of conditions have to be fulfilled in building a tree. These conditions are:

1. As we consider a new entity, we have to allow that it could be subordinate to any existing entity, and/or superordinate to any entity except the top one (which defines the domain of interest). That is, a new node might be positioned anywhere in the tree diagram except above the top node. In principle, this means that for every existing entity except the topmost one, the computer has to ask the user whether the new entity is a superordinate and/or subordinate. Fortunately, principles of logic and transitivity permit economies.

2. The complexity of hierarchical knowledge requires allowing any entity to have multiple subordinates or multiple superordinates.

3. Finally, proper tree structure calls for deleting any relations that can be inferred from transitivity.

The program assumes that a new entity is subordinate to the top node — it is in the domain of interest. Then a series of yes-no questions is asked to determine which existing entities are superordinates or subordinates of the new entity. Each query is of the form: "Does X (an existing entity) imply Y (the new entity)?" "Does Y imply X?"

The entities that are superordinate to the new entity are determined first. Querying works from the top of the tree downward, the procedure considers existing entities in topological order.

Let's say an existing entity is not superordinate to the new entity. Then subordinates of that existing entity are not superordinate to the new entity because of the transitivity principle.

Once a new entity's superordinates are known, more questions are asked to find its subordinates. The procedure employs two logical principles that follow from transitivity. First, if a new entity, Y, is not subordinate to an existing entity, X, then the new entity cannot be superordinate to any of X's subordinates. For example, since a sparrow is not a kind of mammal, various kinds of mammals cannot possibly be kinds of sparrows. Thus, no queries need to be presented regarding subordinates of entities which are not superordinate to the new entity. To find all of a new entity's subordinates, we only need to ask about the subordinates of entities for which the new entity is itself a subordinate.

Second, once we discover that the new entity is superordinate to an existing entity, we know that it is superordinate to all of that entity's subordinates. We do not want to represent those relations directly since they are derivable.

"Knowledge Trees" is written for the PET's 'upgrade' or 3.0 operating system. Notes have been provided to modify it to run on 1.0 and 4.0 systems. With the changes indicated, the program should work on 1.0 PETs. However, to run properly on 4.0 PETs, changes to the machine language portion of the program, beyond those indicated for PET ROM routines, will be necessary.

The problem is in the infamous 'garbage collection' routine. To speed up garbage collection (the process of removing old copies of dynamic strings), the 4.0 ROMs store a back pointer after the actual string characters in high memory. The garbage collection routine checks these back pointers to be sure they point to valid string descriptors in low memory. Bad strings are wiped out. The "Knowledge Trees" machine language routines do not accommodate these back pointers, and as a result, the system is likely to crash when a garbage collection takes place. MICRO will publish a fix for this problem in a future issue.

The transitivity principle eliminates queries about many possible relations, thereby substantially reducing the labor in establishing a new entity's position in the tree diagram. However, the potential for multiple subordinates and multiple superordinates requires that we ask many questions that might seem unnecessary.

To illustrate, suppose that "house pet" is added to the tree represented in figure 3 (abbreviated in figure 1). A house pet is a living creature, but queries establish that a house pet is not necessarily either a mammal or a bird. We then search for subordinates of house pet among the subordinates of living creature. Mammals are not all house pets, so mammal is not subordinate to house pet. Nevertheless, to avoid error, we must continue searching among the subordinates of mammal. It happens that dogs are a kind of house pet. Thus, in the new tree diagram, dog will be subordinate to both mammal and house pet; dog has two superordinates. Similarly, cat also

&Amper-Magic T.M.

MACHINE LANGUAGE SPEED WHERE IT COUNTS...

IN YOUR PROGRAM!

For the first time, Amper-Magic makes it easy for people who don't know machine language to use its power! Now you can attach slick, finished machine language routines to your Applesoft programs in seconds! And interface them by name, not by address!

You simply give each routine a name of your choice, perform the append procedure once at about 15 seconds per routine, and the machine language becomes a permanent part of your BASIC program. (Of course, you can remove it if you want to.)

Up to 255 relocatable machine language routines can be attached to a BASIC program and then called by name. We supply some 20 routines on this disk. More can be entered from magazines. And more library disks are in the works.

These routines and more can be attached and accessed easily. For example, to allow the typing of commas and colons in a response (not normally allowed in Applesoft), you just attach the Input Anything routine and put this line in your program:

xxx PRINT "PLEASE ENTER THE DATE."; : & INPUT,DATE$

Some routines on this disk are:

Binary file info
Delete array
Disassemble memory
Dump variables
Find substring
Get 2-byte values
Gosub to variable
Goto to variable
Hex memory dump
Input anything
Move memory
Multiple poke decimal
Multiple poke hex
Print w/o word break
Restore special data
Speed up Applesoft
Speed restore
Store 2-byte values
Swap variables

&-MAGIC makes it Easy to be Fast & Flexible!

PRICE: $75

Anthro - Digital Software
P.O. Box 1385
Pittsfield, MA 01202

The People - Computers Connection

&-Magic and Amper-Magic are trademarks of Anthro-Digital, Inc.
Applesoft is a trademark of Apple Computer, Inc.

is a subordinate of house pet. Having found these subordinates of house pet, we still must continue searching for other subordinates among the other subordinates of living creature. Searching through the bird subgraph yields no more subordinates in this example, but it would if we had canary as an entity.

Once all required queries have been answered, the program positions the new node by linking it to all of its immediate superordinates and all of its immediate subordinates. This is done by adding appropriate entries to the edge-list. If a superordinate and a subordinate of the new entity were originally connected by an arrow in the tree diagram, that relationship is deleted since it now can be derived using the transitivity principle.

Illustrative Analyses

One program option permits the analysis of the kinds of people at a scene. This elicitation provides a way to study people's subjective notions of social structure. The results can be related to issues of role identification, role conflict, and definitions of situations.

When the program has been loaded, the user is instructed on how to use the computer's keyboard. The user is given the instructions in exhibit 1 to read, and a sheet like exhibit 2 showing available commands.

The progression of questions and answers during the first part of a session might be as shown in exhibit 3. You might find a different structure if you did it yourself.

Choosing option 2 in answer to the first question would lead to the elicitation of happenings in an event. For example, analyzing what happens when we dine out might give the final results shown in exhibit 4. This elicitation could precede critical path analyses in order to define all the events that have to be considered. It also is an empirical approach to constructing "frames" for artificial intelligence research.

The BASIC Program

Input

The STOP key is disabled while the program is running (lines 340-350). A special input routine (lines 640-780) uses a shaded cursor to keep the program from ending if the user hits RETURN without making an entry. However, you can still break from a run by typing SPACE, then RETURN. The STOP key's function is turned on and off again during the input routine, so STOP is available if you break out of the program for programming purposes.

In the introductory part of the program (lines 370-510), a menu allows the user to choose one of three kinds of analysis.

1. *Analysis of a social scene.* This option elicits social roles and orders them by the "kind of" relation. Specifically, relations among roles are defined by asking "Is an X always a Y?" The name of the scene (the top node) and one role are elicited as part of the opening procedure (lines 880-1010).
2. *Analysis of an event.* Particular happenings are elicited, and then ordered in terms of their temporal priority: "Is X over before Y?" The definitional subroutine (lines 1030-1160) also gets the name of the general event (top node) and one specific happening.

Exhibit 1: Instructions

You can look at people in different ways. For example, the President of the United States is the President, a politician, a man, an adult, a husband, a father, and other things, too. Everyone can be seen in several ways.

How you see people depends a lot on where you see them. You might think of someone on the street as a pedestrian. The same person inside a store would be a customer or a browser or an employee. One idea about a person can lead to another. For example, teachers always are adults, so if people are talking about a teacher, you automatically know they are talking about an adult.

In this session with the microcomputer, you will name the scene you want to analyze. Thereafter the computer will ask you what kinds of people are found there, and how one type relates to another.

The machine begins by asking questions like, "Is a child always an adult?" But the computer learns what you tell it, so later questions are more interesting. In fact, you have to think carefully to answer some of them.

After you've named different types of people, the computer will analyze your answers and present the results in a chart. The chart has a row and a column for each type. Dots show which types are special cases of other types. For example, if professor and teacher were on the chart, a dot might appear in the professor row and the teacher column indicating that a professor is a kind of teacher.

Two dots in one column show what people have in common. For example, teacher and secretary might both have dots in an adult column, indicating that teachers and secretaries have adulthood as a bond between them. Two dots on one row suggest how a person might get confused in the situation. For example, professor might have a dot under teacher and another under researcher, indicating that sometimes a professor might feel torn between acting as a teacher and acting as a researcher.

Answer the first question by typing number 1 and pressing the RETURN key to analyze types of people.

The second question asks what kind of scene you want to analyze. Answer by typing a singular noun, like FAMILY, SCHOOL, or PARTY. Then press RETURN.

The next questions ask for types of persons you might find at the scene. Use just one or two words to name each type. Use nouns rather than adjectives — e.g., DUMMY rather than DUMB. Use singular rather than plural — e.g., TEACHER rather than TEACHERS. Type each name and press RETURN. If you misspell a word, you can correct it with the change command the next time you are asked to enter something.

Pretty soon the computer starts asking yes-no questions like, "Is a teacher always an adult?" Answer by typing Y or N. Answer yes-no questions for the ideal or general case. If you make a mistake while answering a yes-no question, continue answering Y until the yes-no questions are over. Then delete the entry with the change command so you can re-enter it correctly.

After the first few questions, the chart may appear automatically just before you name another type. When you are through looking at the chart, press the RETURN key, and the questions will start again. You also can get the chart by entering # instead of a name.

Enter $ to skip a question, if you cannot think of a good answer. (The $ option does not apply when answering yes-no questions.)

3. *Analysis of an entity.* Components of an entity and their incorporation relationships are elicited, using the relational question "Does X definitely have Y?" The name of the entity and of one of its parts are acquired while defining this option (lines 1180-1310).

Wordings of the various elicitation questions are adjusted for each option. You can change the wordings by changing the definitions of the string variables W3$, W4$, and W5$ (e.g., in lines 980-1000).

After these preliminaries, the program drops into a loop which continually cycles through all of the existing nodes in the graph (lines 530-620). The loop has no termination: the program ends when you press SPACE RETURN or turn off the machine.

The subroutine eliciting new entries (lines 1430-1840) ordinarily presents one of the existing entries as a stimulus, asking a question like: "What else might X relate to in the entity?" Existing entries that relate are listed as a reminder: "Aside from Y, Z?" The new entry is accepted, preceded by "a" or "an" (if that is appropriate), added to the name list, and another subroutine is called to place the new node in the tree.

Instead of entering a word in response to the elicitation question, the user can enter any of the program commands to correct, display, analyze, or save the data.

The main program loop calls a second elicitation subroutine (lines 2730-3010) that checks whether a node has more than two immediate subordinates. If so, another elicitation question is presented, such as: "Here are some parts of a W: X, Y, Z. What is a more general term for some of these?" The user may skip the question. If an answer is provided, it is treated in the same way that new entries ordinarily are handled.

The subroutine to establish a new node's position in the tree structure is the longest in the program (lines 1860-2710). First it clears some short-term memory for storing yes-no answers. Next it determines which existing nodes are superordinate to the new node. Then, working among the subordinates of these superordinates, it searches for existing nodes that are subordinate to the new node. The edge list is modified to reflect the new node's position.

An error-correction subroutine (lines 3680-4570) allows two kinds of changes to be made in the data. An entry in the name list can be changed to a different spelling (lines 3800-3850). Or a node can be deleted entirely from the graph (lines 3870-4570). In the latter case, the program checks whether subordinates are also to be deleted and, if so, deletes them first using the subroutine recursively. Recursion is achieved by defining a push-down 'stack' containing the nodes to be deleted, and letting the procedure work until the stack is empty. Deletion involves removing edges from the edge list and changing other edges in order to close up the graph over the deleted node. Deletion also involves removing the node from the name list and adjusting index numbers.

Output

A subroutine to display the matrix representation of the tree (lines 3130-3660) writes to screen or to printer. The lower triangle of the matrix is presented. Entry names, truncated to 13 characters, are listed in topological

Exhibit 2: Commands

$	Skip to next question without answering this one.
#	Look at the chart.
#H	Print the chart on paper (requires a printer hooked up to the computer).
!NAME	Change an entry that was entered as NAME. The program will instruct you on how to change the name, or delete the entry entirely.
@	Analyze commonalities of two or more entries. The program will tell you what more general term covers all of the chosen entries, and in what way each chosen entry is a special case of the more general term.
".FILE NAME	Save all of the data on tape so that they can be read in again later.
"\FILE NAME	Save all data on disk.
T	As an answer to program's first question, this causes the program to read data from tape.
D	As an answer to program's first question, this causes the program to read data from disk.

Exhibit 3: Sample Run

```
This program allows you to analyze the
organization of:
   1. people at a scene
   2. actions in an event
   3. the parts of an entity
Which analysis do you want to do? 1
What's a word naming the scene you're
going to analyze? FAMILY
What's one kind of actor you might find
at a family scene? FATHER
Who is an actor at a family scene — aside
from a father? MOTHER
Is a mother always a father? N
Is a father always a mother? N
Answer $ to skip:
What else might a father be at a family
scene? HUSBAND
Is a husband always a father? N
Is a husband always a mother? N
Is a father always a husband? Y
Is a mother always a husband? N
The final results of this analysis might
look as follows when the matrix
representation is printed.

                AT A FAMILY SCENE

ADULT       X<
CHILD       X+ <
MALE        X+ + <
FEMALE      X+ + + <
HUSBAND     +X+X+ <
WIFE        +X+ +X+ <
SON         ++X X+ + + <
DAUGHTER    ++X +X+ + + <
FATHER      ++ + + +X+ + + <
MOTHER      + + + + + +X + + + <
BROTHER     + + + + + + + X+ + + <
SISTER      + + + + + + + + X + + + <
```

Exhibit 4: Sample Printout

```
                WHILE DINING OUT

LEAVING RESTA  X<
PAYING BILL    + X<
LEAVING TABLE  + + X<
LEAVING TIP    + + + X<
WAITING FOR B  + + + + X<
EATING FOOD    + + + + + X<
GETTING FOOD   + + + + + + X<
SITTING AT TA  + + + + + + + X<
WAITING FOR F  + + + + + + + X+ <
GIVING ORDER   + + + + + + + + + X<
READING MENU   + + + + + + + + + + X<
WAITING FOR M  + + + + + + + + + + + X<
FINDING TABLE  + + + + + + + + X+ + X+ <
ENTERING REST  + + + + + + + + + + + + XX<

    WHILE DINING OUT
    LEAVING RESTAURANT
    PAYING BILL
    LEAVING TABLE
    LEAVING TIP
    WAITING FOR BILL
    EATING FOOD
    GETTING FOOD
    SITTING AT TABLE
    WAITING FOR FOOD
    GIVING ORDER
    READING MENU
    WAITING FOR MENU
    FINDING TABLE
    ENTERING RESTAURANT
```

order along the lefthand border (the full names are listed separately at the bottom when a hard copy is printed). Cells with zeros are left blank; cells with ones are marked graphically. Screen displays are limited to trees with less than 23 nodes; printed output covers the maximum size tree that the program handles — 63 nodes. The screen display is invoked randomly about one-third of the time after new entries are made (line 1830).

Common superordinates of two or more entries are found by another subroutine (lines 5070-5600). This procedure also indicates the immediate subordinates of the common superordinate. These subordinates lead down to each of the originally specified nodes — an analysis not easily done by inspection of the matrix. The algorithm involves concatenating all the up-graphs of the focus nodes, creating a dummy subordinate node of the focus nodes, and subtracting the up-graph of the dummy from the concatenated graphs (repeatedly if there are more than two focus nodes). The topologically lowest node of the remainder represents a commonality of the focus nodes. A search is made to find the immediate subordinates of the common node that are linked to focus nodes. When multiple common nodes exist, they all are presented in turn. The dummy node is deleted before the subroutine ends.

The routine to save a knowledge base on tape or disk (lines 4590-4810) creates a file name from the label given as part of the save command, plus the name of the top node in the graph, as follows: LABEL.NODE1 . The file contains the type of analysis as specified for the program's first question, the number of nodes, the node names, the number of edges, and the list of edges. The file can be read later by another routine (lines 4830-5050), called by typing T or D in answer to the first program question (data are listed as they are read into the program). Writing and reading are done with tape unit #1 or disk unit #0. A disk must be properly initialized before the program is run.

Utilities

Articles are appended to the front of entries for readability (lines 1330-1410). This routine inserts a nonprinting character with 'a' to make the appendage uniform in length, simplifying removal whenever necessary. Articles are not added to event entries (option 2 in the program).

A subroutine (lines 800-860) presents the frequent query about relationships (e.g., "Is an X always a Y?"). The routine gets the answer and returns. A separate routine (lines 3030-3110) is used to add a name to the name list.

Loader Program

A separate loading program is shown in listing 2. This should be saved as the first program on a tape or disk. When it is loaded and RUN, it automatically loads the assembly language subroutines, guards the memory allocated to them, and then loads the main BASIC program and starts it running. On tape, the programs must be saved in the following order: loader (named anything); the file of assembly language subroutines, named CODE; main BASIC program, named TREES. These same file names must be implemented in order to use the loader program with a disk.

Entering the BASIC Code

A Glossary of special symbols used in the program listings is given at the

(Continued on page 74)

OSI COMPATIBLE HARDWARE

IO-CA10X SERIAL PORT $125
ACIA based RS-232 serial printer port. DIP SWITCH selectable baud rates of 300-9600. Handshaking (CTS) input line is provided to signal the computer when the printer buffer is full. Compatible with OS-65U V1.2 and OS-65D .

IO-CA9 PARALLEL PORT $175
Centronics Standard Parallel printer interface for OSI computers. The card comes complete with 10 ft. of flat ribbon cable. Compatible with OS-65D and OS-65U software.

IO-CA9D DIABLO PARALLEL PORT $175
DIABLO 12 BIT WORD Parallel port for use with word processor type printers. Complete with 10 ft. cable. Compatible with OS-65U software.

IO-LEVEL 3 MULTI-USER EXPANSION $450
Provides 3 printer interfaces currently supported by OSI-Serial, Centronics Parallel, Diablo Parallel. 4K of memory at D000 for Multi-user executive. 4 Port serial cluster. The LEVEL 3 card allows expansion of an OSI C3 machine up to 4 users with appropriate additional memory partitions.

24MEM-CM9...$300 **16MEM-CM9...$300** **8 MEM-CM9...$210**
24K memory card is available at 3 different populated levels. All cards are fully socketed for 24K of memory. The card uses 2114-300ns chips. DIP SWITCH addressing is provided in the form of one 16K block and one 8K block. Also supports DIP SWITCH memory partition addressing for use in multi-user systems.

FL470 FLOPPY DISK CONTROLLER $180
OSI-Type floppy disk controller and real time clock. Will Support 5¼" or 8", Single or double-sided drives. Requires drives with separated data and clock outputs.

BIO-1600 BARE IO CARD $50
Super I/O Card. Supports 8K of 2114 memory in two DIP SWITCH addressable 4K blocks, 2 16 Bit Parallel Ports may be used as printer interfaces, 5 RS-232 Serial Ports with CTS & RTS handshaking. With manual and Molex connectors.

BMEM-CM9 BARE MEMORY CARD $50
Bare 24K memory card, also supports OSI-type real time clock and floppy disk controller. With manual and Molex connectors.

#96 PROTOTYPE CARD $35
Prototype board holds 96 14 or 16 pin IC's. Will also accommodate 18, 24, or 40 pin IC's. Row and column zone markings, easy layout. 1/16" epoxy glass P.C. board.

C1P-EXP EXPANSION INTERFACE $65
Expansion for C1P 600 or 610 boards to the OSI 48 Pin Buss. Uses expansion socket and interface circuitry to expand to 48 Pin Backplane. Requires one slot in backplane.

BP-580 BACKPLANE $47
Assembled 8-slot backplane with male Molex connectors and termination resistors.

DSK-SW DISK SWITCH $29
A circuit when added to OSI Minifloppy systems extends the life of drives and media. Accomplish this by shutting off Minifloppy Spindle motor when system is not accessing the drive. Complete KIT and manual.

D&N MICRO PRODUCTS, INC.
3684 N. Wells Street Ft. Wayne, Indiana 46808
219/485-6414
TERMS: Check or money order Add $2 Shipping, Outside U.S. add 10%.

PRINT II

THE ULTIMATE PRINT STATEMENT FOR THE APPLE II COMPUTER.

Standard Apple Output	PRINT II Output
$1234.56	$1234.56
$12	$ 12.00
$1.9	$ 1.90
$.75	$ .75
$765	$ 765.00

Print "$"; I (without Print II)

Print #I (Field Width 8 with 2 decimal places.)

☐ Updates Applesoft™ **PRINT** to accept:
- User-specified print formatting.
- X, Y cursor positioning.

☐ Simplifies tabular displays.
☐ Transparent to user—not affected by re-booting.

IF YOUR TIME IS WORTH MONEY, THEN YOU NEED PRINT II.

Available at your local dealer for $24.95 or write to:

Computer Systems Design
2139 Jackson Blvd.
Rapid City, SD 57701
(605) 341-3662

VISA MasterCard

"NIBBLE® IS TERRIFIC" (For Your Apple)



NIBBLE IS: *The Reference for Apple computing!*

NIBBLE IS: One of the Fastest Growing Magazines in the Personal Computing Field.

NIBBLE IS: Providing Comprehensive, Useful and Instructive Programs for the Home, Small Business, and Entertainment.

NIBBLE IS: A Reference to Graphics, Games, Systems Programming Tips, Product News and Reviews, Hardware Construction Projects, and a host of other features.

NIBBLE IS: A magazine suitable for both the Beginner and the Advanced Programmer.

Each issue of NIBBLE features significant new Programs of Commercial Quality. Here's what some of our Readers say:

- *"Certainly the best magazine on the Apple II"*
- *"Programs remarkably easy to enter"*
- *"Stimulating and Informative; So much so that this is the first computer magazine I've subscribed to!"*
- *"Impressed with the quality and content."*
- *"NIBBLE IS TERRIFIC!"*

In coming issues, look for:

☐ Stocks and Commodities Charting ☐ Assembly Language Programming Column
☐ Pascal Programming Column ☐ Data Base Programs for Home and Business
☐ Personal Investment Analysis ☐ Electronic Secretary for Time Management
☐ The GIZMO Business Simulation Game

And many many more!

NIBBLE is focused completely on the Apple Computer systems.

Buy NIBBLE through your local Apple Dealer or subscribe now with the coupon below.

Try a NIBBLE!

nibble

We accept Master Charge & Visa

Box 325, Lincoln, MA. 01773 (617) 259-9710

I'll try nibble!
Enclosed is my $19.95 (for 8 issues) Price effective Jan. 1, 1982
(Outside U.S., see special note on this page.)

☐ **check** ☐ **money order**

Your subscription will begin with the next issue published after receipt of your check/money order.

Card # _____ Expires _____

Signature _____

Name _____

Address _____

City _____

State _____ Zip _____

NOTE:

— Domestic U.S. First Class subscription rate is $36.50
— Canada Air Mail subscription rate is $42.50
— Outside the U.S. and Canada Air mail subscription rate is $47.50

All payments must be in U.S. funds drawn on a U.S. bank.

©1980 by MICRO-SPARC., INC. Lincoln, Mass. 01773. All rights reserved.
*Apple is a registered trademark of Apple Computer Company.

(Continued from page 72)
end of the main program (lines 5620-5700).

REMarks must be ignored when entering the main BASIC program into a 16K PET because all of the lines in listing 1 take up 18K. REMarks could be included when using a 32K PET, but then the assembly language subroutine would have to be relocated.

6502 Assembly-Language Routine

A number of analytic functions are coded in 6502 assembly language for the sake of speed. The code is presented in listing 3, which begins with definitions of zero-page cells and the ROM subroutines used. These locations refer to Operating System 3.0 on the PET. Notes are included, where appropriate, for conversion to O.S. 1.0 and 4.0.

The short routine at lines 370-460 (called before the BASIC program is loaded) points the USR function to the code and protects the code from BASIC. The overall logic of the procedure can be seen in the executive program (lines 510-560).

A number of parameters have to be established every time the routine is called (lines 610-1630). The number of nodes is determined by finding the name list and counting the number of entries in it. The routine looks for a specific array, so the name list *must* be NM$( ). Next the routine finds the location and the length of the edge list, which *must* be named L$(0). The name list and the edge list — and later two graphs named GR$(0) and BR$(0) — are found using a separate subroutine (lines 1100-1630). If an array is not found, a pointer is set to the word "array" among the PET's canned messages, and control is transfered to the standard error routine in ROM.

Three parameters are passed from BASIC when the USR function is invoked: the starting node from which to begin tracing a subgraph, a code indicating whether to trace upwards (0) or downwards (2), and a code indicating whether the list of encountered nodes should (1) or should not (0) contain the same element if the trace goes through it repeatedly. The no-repeat option usually is used in this application. The three numbers are combined into a single argument for USR; the starting node is added to the two code values, each multiplied by 256. The USR function transfers this number to FACC — the BASIC accumulator — in five-byte floating point format. After the number has been converted to two-byte integer format (using the ROM routine, FLPINT), the parameters are recovered. The low byte of the argument equals the specified starting node. The high byte of the argument is ANDed with one to recover the Repeat code. The low byte is ANDed with two to recover the Up-Down code.

Lines 1670-2280 create a topological list of node index numbers, using the second tape cassette buffer as a work space. The list is not returned directly; it is used to order nodes encountered while tracing a subgraph. The procedure follows an algorithm presented by Gotlieb and Gotlieb (1978). If a loop is encountered in the graph, then the routine aborts and prints "complex error."

The routine in lines 2330-3050 makes a list of all the nodes in a graph that are reachable, either in an upward direction or a downward direction, from the specified starting node. The index numbers are converted to characters and stored in a string named GR$(0), which must be dimensioned in the BASIC program. The length of GR$(0) is returned as the value of the USR function.

The GR$(0) list is put into topological order by lines 3090-3350. If the starting node is specified as one, with direction down, then GR$(0) will return with a topological listing of all nodes in the graph.

The final part of the procedure, lines 3390-3760, removes elements in the GR$(0) list from another list of elements, BR$(0). This array must be dimensioned in the BASIC program. If none of the members of GR$(0) is in BR$(0), then BR$(0) remains unchanged. If elements of GR$(0) are in BR$(0). then they are removed, making BR$(0) shorter. BR$(0) must always be defined with a space following it (e.g., see line 2070 of the BASIC program).

Every USR call performs all of these functions, even if some of them are not used.

Entering the Code

The procedure has been assembled for placement at the top of RAM in a 16K computer, and the same positioning can be used with a 32K machine. The positioning can be changed to the top of 32K RAM by changing every hex memory address in the $3000 range so that it begins with seven instead of three. Enter the code with the CBM monitor, display the relevant cells with the M command, and overwrite the contents following listing 3. Use the following monitor command to save to disk.

.S "0:CODE",08,3DA8,3FF0

Use the following command to save on tape.

.S "CODE",01,3DA8,3FF0

Bibliography

1. C.C. Gotlieb and L.R. Gotlieb, *Data Types and Structures*, (Prentice-Hall, 1978).

2. J.P. Spradley and D.W. McCurdy, *The Cultural Experience*, (Science Research Associates, 1971).

3. P.H. Winston, *Artifical Intelligence*, (Addison-Wesley, 1979).

David Heise is Professor of Sociology at Indiana University. He recently edited "Microcomputers in Social Research" (Sage Publications, 1981). His books include *Causal Analysis* and *Understanding Events*. He has created commercial microcomputer programs for word processing and statistical analysis, and he has published a number of programs for PET computers. Contact Mr. Heise at the Department of Sociology, Indiana University, Bloomington, IN 47405.

Listing 2: **Loader Program**

```
100 : REM: LOADER PROGRAM
110 :
120 : REM: ROUTINE TO LOAD THE ASSEMBLED CODE, THEN THE MAIN PROGRAM.
130 DV$=",8":CU$="■■■■"
140 REM DV$="":CU$=CU$+"■"  :REM ADD THIS LINE TO LOAD FROM TAPE.
150 : REM: SET GRAPHICS MODE.
160 POKE 59468,12
170 : REM: STORE 4 CARR. RETURNS IN INPUT BUFFER,
    (USE 525 AND 527-530 FOR 1.0)
180 POKE 158,4:POKE 623,13:POKE 624,13:POKE 625,13:POKE 626,13
190 : REM: SET UP SCREEN TO INVOKE THE SUBROUTINE FILE -- 'CODE',
200 PRINT "■■LOAD" CHR$(34) "CODE" CHR$(34)DV$:PRINTCU$"SYS 15784"
210 : REM: THEN LOAD PROGRAM 'MAIN'.
220 PRINT "■■LOAD" CHR$(34) "MAIN" CHR$(34)DV$
230 PRINT CU$ "RUN■";:END
```

OHIO SCIENTIFIC
USERS!

READ . . .

PEEK (65)
The Unofficial OSI Users Journal

THE WORLD WIDE PUBLICATION
EXCLUSIVELY DEDICATED TO OSI USERS!

☐ Hardware Mods. ☐ Peeks and Pokes ☐ Bugs and Fixes
☐ Software Exchange ☐ Software Reviews

SEND $15.00 FOR 12 ISSUES TO:
PEEK (65) P.O. BOX 347, OWINGS MILLS, MD 21117 (301) 363-3267

Maryland Subscribers Add 5% Tax Inquire for Foreign Rates

Gosub International, Inc.

GOSUB'S MX80/70 Friction Feed Kit $49.95 ppd

• *Use Single Sheet Paper* • *Use Your Own Letterhead*
• *Use Inexpensive Roll Paper* • *Does Not Affect Pin-feed Use* •

PRINTERS PRINTERS PRINTERS
EPSON MX80...$545 ppd **EPSON MX100...$825 ppd**

THE PRINTER STAND ***$29.95***
SAVE MONEY AND SPACE—Holds almost any printer that uses 9½"-size paper or forms. Made from ¼" acrylic, allows 3" of paper or forms to be stacked under printer. Great for use with bottom load printers! Fits MX80/70-Microline 80's BASE 2-850 Bytewriter-1 and many more!

AUTHORIZED DEALERS FOR THE GOSUB FRICTION FEED KIT
USA—Alpine Computer Center, 2526 S. Alpine Rd., Rockford, Ill. 61108, (815) 229-0200: **OMEGA Micros,** 3819 West Michigan St., Milwaukee, WI 53208, (414) 933-6088: **EXATRON:** 181 Commercial St., Sunnyvale, CA 94086, (800) 538-8559/CA, (408) 737-7111.
CANADA—Microwest Dist. Ltd., 1940 Larson Rd., North Vancouver, B.C., Canada V7M 2Z8, (604) 988-9998 or 988-6877.
AUSTRALIA—Computer Campus Pty. Ltd., 11 Rundle Street, Kent Town, South Australia, 5067, ph. 08.424826, telex 88156.

STRATEGY SIMULATIONS FOR THE TRS-80

MERCENARY FORCE
Command a mercenary army. Decide the number of men, type of weapons, armor, air support, medical aid and transports. Battle the enemy in jungles, underwater, on moons and in space. (1-4 players)
TRS-80 L2/16K $16.95

SPACE MERCHANT
Build an Empire in the stars. Choose your cargo, means of shipping, and security. Risk pirates, ion storms, engine failure and other hazards while you try to become a Space Merchant. (1-6 players)
TRS-80 L2/16K $9.95

80 SPACE RAIDERS
Starship Simulator and Combat Game
This is the most realistic combat space simulation available for any computer system anywhere! Operator is placed in a rapidly moving ship looking out through a window into the depths of space. Thousands of stars appear in the distance and part toward the screen edges as the ship flashes past. Forward and aft views available at any time. Accurate celestial navigation using both XYZ and spherical coordinates! Comment from Aug. '81 *80 Microcomputing:* "May be the ultimate Star Trek-type game and, possibly, the most complex microcomputer game ever attempted"! Fast action graphics never stop!
Model 1/Level 2/16K **$24.95**

SOFTWARE

Software for the VIC 20 and Color Computer
SPACE MERCHANT—See Stragegy Simulations for the TRS-80
WARRIOR—Head to head combat in a game where you and your opponent are the rulers of warring city-states, each trying to destroy the other. You decide how many of your population will be warriors, farmers, factor workers, and scholars. **$9.95**

YAHTZEE I **$10.95**
GAME PACK #1 Quarter Horse and Yahtzee **$14.95**
GAME PACK #3 Warrior and Space Merchant **$14.95**

Kansas residents add 3% sales tax
All prices subject to change without notice
FREE CATALOG UPON REQUEST
(TRS-80 is a trademark of Tandy Corp.)
Dealer Inquiries Invited
SEND CHECK OR MONEY ORDER

Gosub Int'l., Inc.
501 E. Pawnee, Suite 430
Wichita, KS 67211
(316) 265-9858

GOSUB International (New England Division)
P.O. Box 2566
Framingham, MA 01701
(add 5% sales tax)

GOSUB
P.O Box 275
Wichita, KS 67201
(316) 265-9992

Listing 1: Tree Analysis

```
100 : REM: ***TREE ANALYSIS***
110 :
120 : REM: THE ASSEMBLER ROUTINES ARE CALLED BY THE USR FUNCTION, AS FOLLOWS:
130 : REM: LL=USR(START+ DIRECTION + REPEATS)
140 : REM: WHERE: 'START' IS THE INDEX NUMBER OF THE REFERENCE NODE;
150 : REM: 'DIRECTION' INDICATES DIRECTION OF SEARCH;
160 UP=0:DOWN=512
170 : REM: REPEATS=256 ALLOWS REPETITION OF NODES.
180 : REM: ANALYSES REQUIRE A LIST OF EDGES STORED IN L$(0).
190 : REM: NODES REACHABLE FROM 'START' ARE RETURNED IN GR$(0), LENGTH LL, IN
200 : REM: TOPOLOGICAL ORDER. THESE NODES ARE DELETED FROM BR$(0).
210 :
220 : REM: MAKE STRING ARRAYS FOR NAMES (NM$), EDGES (L$), AND SEARCHES (GR$).
230 DIM NM$(65), L$(0), GR$(0)
240 : REM: DEFINE WORK ARRAYS.
250 DIM OD%(65), BR$(0):BR$(0)=" "
260 : REM: DEFINE A SPACING STRING WITH 16 BLANKS.
270 SP$="                "
280 :
290 : REM: MAKE A FUNCTION TO CONVERT A CHARACTER IN L$ TO INDEX NUMBER.
300 DEF FNL(Z)=ASC(MID$(L$(0),Z,1))-64
310 : REM: MAKE A FUNCTION TO CONVERT A CHARACTER IN GR$ TO INDEX NUMBER.
320 DEF FNG(Z)=ASC(MID$(GR$(0),Z,1))-64
330 :
340 : REM: DISABLE STOP KEY (OLD ROM: POKE 537,136; OS 4.0: POKE 144,88)
350 POKE 144,49
360 :
370 : REM PRESENT BEGINNING MENU.
380 PRINT "<s>THIS PROGRAM ALLOWS YOU TO ANALYZE
390 PRINT "THE ORGANIZATION OF:":PRINT
400 PRINT "  1 PEOPLE AT A SCENE
410 PRINT "  2 ACTIONS IN AN EVENT
420 PRINT "  3 THE PARTS OF AN ENTITY
430 PRINT "<Q>WHICH ANALYSIS DO YOU WANT TO DO";:GOSUB 670
440 : REM: INPUT A FILE?
450 IF WD$="T" OR WD$="D" THEN GOSUB 4860:GOTO 540
460 : REM: DO INITIAL SETUPS.
470 PRINT "<s>";:TA=VAL(WD$):ON TA GOSUB 890,1040,1190
480 : REM: NOW HAVE DEFINED THE GRAPH ORIGIN AND ONE OTHER NODE.
490 NM$(2)=WD$
500 : REM: THUS THERE ARE 2 NODES AND ONE EDGE FROM ORIGIN TO OTHER NODE.
510 IL=2:L$(0)="AB"
520 :
530 : REM: USE EXISTING NODES TO ELICIT MORE NODES.
540 FOR IP=1 TO IL
550 : REM: USE ONLY A GENERAL ELICITATION QUESTION FOR EVENTS
560 IF TA=2 THEN IP=1
570 : REM: FIND RELATED WORDS.
580 GOSUB 1450
590 : REM: ELICT GROUPING WORDS WHEN THERE ARE MORE THAN 7 NODES.
600 IF IL>7 THEN GOSUB 2750
610 NEXT IP
620 GOTO 540
630 :
640 : REM: INPUT WORDS, GUARDING AGAINST BREAKOUT
650 : REM: RESTORE STOP KEY IN CASE PROGRAMMER BREAKS OUT BY ENTERING SPACE
660 : REM: (OLD ROM: POKE 537,133; OS 4.0: POKE 144,85)
670 POKE 144,46
680 : REM: FIND CURSOR POSITION
690 : REM: (A=226 FOR OLD ROM)
700 A=198:X=PEEK(A)
710 : REM: GET INPUT STRING
720 INPUT "<]><]>[&]<><><><>";WD$
730 : REM: IGNORE IF USER PRESSES RETURN WITHOUT PRIOR KEYSTROKE
740 IF WD$="[&]" THEN PRINT"<q>";:POKE A,X:GOTO 720
750 : REM: DISABLE STOP KEY
760 : REM: (OLD ROM: POKE 537,136; OS 4.0: POKE 144,88)
770 POKE 144,49
780 RETURN
```

Tree Analysis *(Continued)*

```
790 :
800 : REM: SUBROUTINE TO PRINT LINKAGE QUESTION AND GET ANSWER.
810 IF TA=3 THEN PRINT "DOES"W2$W5$W1$"? ";:GOTO 830
820 PRINT "IS"W1$W5$W2$"? ";
830 GET A$:IF A$="" THEN 830
840 IF A$<>"Y" AND A$<>"N" THEN 830
850 PRINT A$
860 RETURN
870 :
880 : REM: SET UP PEOPLE-AT-A-SCENE.
890 PRINT "WHAT'S A WORD NAMING THE SCENE
900 PRINT "YOU'RE GOING TO ANALYZE";
910 : REM: GET FIRST NODE, X; CONVERT TO 'AT AN X SCENE'.
920 GOSUB 670:GOSUB 1340
930 NM$(1)=" AT"+WD$+" SCENE"
940 : REM: GET 2ND NODE.
950 PRINT:PRINT "WHAT'S ONE KIND OF ACTOR YOU MIGHT": PRINT "FIND" NM$(1);
960 GOSUB 670:GOSUB 1340
970 : REM: SET UP ELICITATION QUESTIONS.
980 W3$="WHO IS AN ACTOR": REM (...) AT THE SCENE?
990 W4$=" BE": REM  WHAT ELSE MIGHT Y (BE) AT THE SCENE?
1000 W5$=" ALWAYS": REM  IS Y (ALWAYS) Z?
1010 RETURN
1020 :
1030 : REM: SET UP ACTIONS-IN-AN-EVENT.
1040 PRINT "WHAT'S A PHRASE NAMING THE EVENT YOU'RE
1050 PRINT "GOING TO ANALYZE
1060 PRINT "(E.G., 'DINING OUT')";:GOSUB 670
1070 : REM: CREATE FIRST NODE: 'WHILE X'.
1080 NM$(1)=" WHILE "+WD$
1090 : REM: GET 2ND NODE.
1100 PRINT:PRINT "HOW MIGHT "WD$
1110 PRINT "BEGIN";:GOSUB 670:GOSUB 1340
1120 : REM: SET UP ELICITATION QUESTIONS.
1130 W3$="WHAT IS AN OCCURANCE"+CHR$(13): REM (...) WHILE DOING?
1140 W4$=" RELATE TO": REM  WHAT ELSE MIGHT X (RELATE TO) WHILE DOING?
1150 W5$=CHR$(13)+" OVER BEFORE"+CHR$(13): REM  IS X (OVER BEFORE) Y?
1160 RETURN
1170 :
1180 : REM: SET UP PARTS-OF-AN-ENTITY.
1190 PRINT "WHAT'S THE NAME OF THE ENTITY (E.G.,
1200 PRINT "'A CAR', 'MY BIKE')";:GOSUB 670
1210 : REM: CREATE 1ST NODE: 'IN X'.
1220 NM$(1)=" IN "+WD$
1230 : REM: GET 2ND NODE.
1240 PRINT:PRINT "WHAT'S ONE THING THAT MIGHT BE PART
1250 PRINT "OF " WD$;
1260 GOSUB 670:GOSUB 1340
1270 : REM: SET UP ELICITATION QUESTIONS.
1280 W3$="WHAT IS TO BE FOUND": REM (...) IN THING?
1290 W4$=" RELATE TO": REM  WHAT ELSE MIGHT X (RELATE TO) IN THING?
1300 W5$=" DEFINITELY HAVE"+CHR$(13): REM  DOES X (DEFINITELY HAVE) Y?
1310 RETURN
1320 :
1330 : REM: ADD AN ARTICLE TO WORD.
1340 IF TA=2 THEN WD$=" "+CHR$(6)+CHR$(6)+CHR$(6)+WD$:RETURN
1350 : REM: (CHR$(6) IS NONPRINTING, USED TO MAKE AR$ 4 CHARACTERS LONG.)
1360 AR$=" A "+CHR$(6)
1370 FOR H=1 TO 5
1380 IF LEFT$(WD$,1)=MID$("AEIOU",H,1) THEN AR$=" AN "
1390 NEXT H
1400 WD$=AR$+WD$
1410 RETURN
1420 :
1430 : REM: SUBROUTINE TO ELICIT A NEW WORD.
1440 : REM: PRINT INSTRUCTIONAL MESSAGES.
1450 IF IL>3 THEN PRINT "<Q>TYPE <R>!<r> FOLLOWED BY FIRST PART OF ENTRY
1455 IF IL>3 THEN PRINT "TO REVISE
1460 IF IL>2 THEN PRINT "<Q>ANSWER <R>$<r> TO SKIP:<Q>
```

Tree Analysis *(Continued)*

```
1470 PRINT
1480 : REM: USE A SPECIAL QUESTION IF USING THE TOP NODE FOR ELICITATION.
1490 IF IP=1 THEN PRINT W3$NM$(1):GOTO 1540
1500 : REM: OTHERWISE PRINT THE STANDARD STEM
1510 PRINT "WHAT ELSE MIGHT
1520 PRINT RIGHT$(NM$(IP),LEN(NM$(IP))-1)W4$NM$(1)
1530 : REM: SHOWING PRESENT LINKS, IF ANY.
1540 IO=LEN(L$(Ø)):FOR I=1 TO IO STEP 2
1550 IF FNL(I)=IP OR (FNL(I+1)=IP AND FNL(I)<>1) THEN I=IO:NEXT I:GOTO 1570
1560 NEXT I:GOTO 1640
1570 PRINT "--ASIDE FROM
1580 BR$(Ø)="  ":DI=2:LL=USR(IP+DOWN)
1590 FOR J=1 TO LL
1600 IF FNG(J)>1 AND FNG(J)<>IP THEN PRINT "  "NM$(FNG(J))
1610 NEXT J
1620 IF DI THEN DI=Ø:LL=USR(IP+UP):GOTO 1590
1630 : REM: GET USER'S INPUT.
1640 GOSUB 670:A$=LEFT$(WD$,1)
1650 : REM: ALLOW SKIPPING.
1660 IF A$="$" THEN RETURN
1670 : REM: ACCEPT A PRINT-GRID COMMAND.
1680 IF A$="#" THEN GOSUB 3160:GOTO 1450
1690 : REM: ACCEPT REVISE COMMAND.
1700 IF A$="!" THEN GOSUB 3700:GOTO 1450
1710 : REM: ACCEPT SAVE COMMAND.
1720 IF A$="." OR A$="\" THEN GOSUB 4620:GOTO 1450
1730 : REM: ACCEPT ANALYZE COMMAND.
1740 IF A$="@" THEN 5090:GOTO 1450
1750 : REM: THIS IS AN ENTRY!
1760 : REM: ADD AN ARTICLE TO THE WORD.
1770 GOSUB 1340
1780 : REM: ADD THE NODE TO NM$.
1790 H=IL:GOSUB 3060:IF H=IL THEN PRINT "<R>ALREADY EXISTS":GOTO 1450
1800 : REM: FIND THE NODE'S LINKAGES.
1810 GOSUB 1880
1820 : REM: GIVE AUTOMATIC PRESENTATION OF THE GRID OCCASIONALLY.
1830 IF RND(1)<.3 THEN WD$="#":GOSUB 3160
1840 RETURN
1850 :
1860 : REM: SUBROUTINE TO POSITION NEW NODE IN TREE.
1870 : REM: CLEAR SPACE FOR REMEMBERING YES-NO ANSWERS.
1880 FOR I=1 TO 65:OD%(I)=Ø:NEXT I
1890 : REM: GET A DOWN GRAPH FROM THE ORIGIN, WITHOUT REPEATS.
1900 BR$(Ø)="  ":LQ=USR(1+DOWN)
1910 : REM: IS NEW NODE SUBORDINATE TO AN EXISTING NODE?
1920 FOR IB=1 TO LQ
1930 : REM: STOP IF BEYOND THE LENGTH OF CURRENT GR$.
1940 IF IB>LEN(GR$(Ø)) THEN IB=LQ:GOTO 2140
1950 : REM: AND SKIP THE QUESTION FOR THE ORIGIN.
1960 IF FNG(IB)=1 THEN NEXT IB
1970 : REM: IF QUESTION WAS ASKED FOR THIS NODE, RECALL THE ANSWER.
1980 IF OD%(FNG(IB))<>Ø THEN A$=CHR$(OD%(FNG(IB))):GOTO 2040
1990 : REM: OTHERWISE PRESENT QUESTION AND GET YES-NO ANSWER.
2000 W1$=NM$(ZZ):W2$=NM$(FNG(IB)):GOSUB 810
2010 : REM: (REMEMBER THE ANSWER.)
2020 OD%(FNG(IB))=ASC(A$)
2030 : REM: IF NEW NODE IS NOT SUBORDINATE TO A NODE,
2040 IF A$<>"N" THEN NEXT IB:GOTO 2160
2050 : REM: THEN REMOVE THAT NODE AND ITS SUBORDINATES FROM THE DOWN GRAPH.
2060 : REM: BY SETTING BR$ EQUAL TO A DUPLICATE OF GR$,
2070 BR$(Ø)=LEFT$(GR$(Ø)+" ",LEN(GR$(Ø)))
2080 : REM: REMOVING UNWANTED NODES FROM BR$,
2090 LL=USR(FNG(IB)+DOWN)
2100 : REM: THEN SETTING GR$ EQUAL TO BR$.
2110 GR$(Ø)=LEFT$(BR$(Ø),LEN(BR$(Ø)))
2120 : REM: RELOOK AT THE REVISED GR$.
2130 IB=1
2140 NEXT IB
2150 : REM: CLEAR SPACE FOR REMEMBERING YES-NO ANSWERS.
```

Tree Analysis *(Continued)*

```
2160 FOR I=1 TO 65:OD%(I)=Ø:NEXT I
2170 : REM: CREATE A DUPLICATE OF THE CURRENT PRIMARY GRAPH.
2180 GG$=LEFT$(GR$(Ø),LEN(GR$(Ø)))
2190 : REM: WORK BACKWARD IN THE PRIMARY GRAPH UNTIL ALL NODES ARE DELETED.
2200 IB=LEN(GR$(Ø)):IF IB=Ø THEN RETURN
2210 :REM: MAKE A LINK IN EDGE LIST FROM THIS NODE TO NEW NODE.
2220 L$(Ø)=L$(Ø)+RIGHT$(GR$(Ø),1)+CHR$(ZZ+64)
2230 : REM: GET THE DOWN-GRAPH FROM NODE IB.
2240 BI=FNG(IB)
2250 BR$(Ø)="  ":LL=USR(BI+DOWN)
2260 : REM: LOOK AT NEXT NODE IN THE DOWN GRAPH,
2270 FOR BB=1 TO LL
2280 : REM: UNTIL ALL ARE CONSIDERED.
2290 IF BB>LEN(GR$(Ø)) THEN NEXT BB:GOTO 2690
2300 : REM: SKIP THE NEW NODE OR NODE IB.
2310 IF FNG(BB)=ZZ OR FNG(BB)=BI THEN NEXT BB: GOTO 2690
2320 : REM: IF QUESTION WAS ASKED FOR THIS NODE, RECALL ANSWER.
2330 K=OD%(FNG(BB)):IF K<>Ø THEN A$=CHR$(K):GOTO 2390
2340 : REM: OTHERWISE ASK IF THIS NODE IS SUBORDINATE TO THE NEW NODE.
2350 W1$=NM$(FNG(BB)):W2$=NM$(ZZ):GOSUB 810
2360 : REM: (REMEMBER THE ANSWER.)
2370 OD%(FNG(BB))=ASC(A$)
2380 : REM: WHEN THIS NODE, BB, IS SUBORDINATE TO NEW NODE,ZZ,
2390 IF A$="N" THEN NEXT BB:GOTO 2690
2400 : REM: SEE IF BB NODE IS DIRECTLY CONNECTED TO IB NODE.
2410 A$=LEFT$(GR$(Ø),1)+MID$(GR$(Ø),BB,1)
2420 FOR BC=1 TO LEN(L$(Ø)) STEP 2
2430 B$=MID$(L$(Ø),BC,2)
2440 : REM: IF IT IS NOT, THEN ADD EDGE FROM NEW NODE TO BB NODE
2450 IF A$=B$ THEN 2510
2460 NEXT BC
2470 : REM: (PROVIDING IT'S NOT ALREADY PRESENT).
2480 IF K<>ASC("Y") THEN L$(Ø)=L$(Ø)+CHR$(ZZ+64)+MID$(GR$(Ø),BB,1)
2490 GOTO 2610
2500 : REM: IF IT IS, SUBSTITUTE EDGE ZZ-BB FOR OLD EDGE IB-BB
2510 C$=CHR$(ZZ+64)+MID$(L$(Ø),BC+1,1)
2520 : REM: (PROVIDING IT'S NOT ALREADY THERE).
2530 FOR IO=1 TO LEN(L$(Ø)) STEP 2:IF MID$(L$(Ø),IO,2)=C$ THEN C$=""
2540 NEXT IO
2550 A$="":IF BC>1 THEN A$=LEFT$(L$(Ø),BC-1)
2560 B$="":IF BC<(LEN(L$(Ø))-2) THEN B$=RIGHT$(L$(Ø),LEN(L$(Ø))-BC-1)
2570 : REM: (CLOSE THE BC LOOP.)
2580 BC=LEN(L$(Ø)):NEXT BC
2590 L$(Ø)=A$+C$+B$
2600 : REM: REMOVE BB AND ITS SUBORDINATE NODES FROM THE IB DOWN-GRAPH,
2610 BR$(Ø)=LEFT$(GR$(Ø),LEN(GR$(Ø)))
2620 LL=USR(FNG(BB)+DOWN)
2630 GR$(Ø)=LEFT$(BR$(Ø),LEN(BR$(Ø)))
2640 :REM : AND RELOOK AT IT.
2650 BB=BB-1
2660 NEXT BB
2670 : REM: IF ALL SUBORDINATES OF IB ARE DONE. RETURN TO PRIMARY GRAPH.
2680 : REM: REMOVE NODES UPWARD FROM IB,
2690 BR$(Ø)=LEFT$(GG$+" ",LEN(GG$)):LL=USR(BI+UP)
2700 : REM: AND CONTINUE.
2710 GR$(Ø)=LEFT$(BR$(Ø),LEN(BR$(Ø))):GOTO 2180
2720 :
2730 : REM: SUBROUTINE TO ELICIT GROUPING WORD.
2740 : REM: WHEN CURRENT NODE HAS 3+ IMMEDIATE SUBORDINATES,
2750 J=Ø:FOR I=1 TO LEN(L$(Ø)) STEP 2:IF CHR$(IP+64)=MID$(L$(Ø),I,1) THEN J=J+1
2760 NEXT I:IF J<3 THEN RETURN
2770 : REM: PRINT ELICITATION STIMULUS, ADJUSTING FOR KIND OF ANALYSIS.
2780 I=3:W1$="":ON TA GOTO 2790,2810,2830
2790 PRINT:PRINT "HERE ARE KINDS OF ":IF IP=1 THEN W1$="PARTICIPANTS":I=Ø
2800 GOTO 2840
2810 PRINT:PRINT "HERE ARE ASPECTS OF ":IF IP=1 THEN W1$="WHAT HAPPENS":I=Ø
2820 GOTO 2840
2830 PRINT:PRINT "HERE ARE SOME PARTS":W1$=" OF":IF IP=1 THEN W1$="OF":I=Ø
```

Tree Analysis *(Continued)*

```
2840 PRINT W1$RIGHT$(NM$(IP),LEN(NM$(IP))-I)"."
2850 : REM: PRINT IMMEDIATE SUBORDINATES OF NODE IP.
2860 FOR I=1 TO LEN(L$(Ø)) STEP 2
2870 IF CHR$(IP+64)=MID$(L$(Ø),I,1) THEN PRINT " "NM$(FNL(I+1))
2880 NEXT I
2890 : REM: PRINT ELICITATION QUESTION AND GET ANSWER.
2900 PRINT:PRINT " WHAT IS A MORE GENERAL TERM FOR
2910 PRINT " SOME OF THESE (<R>$<r>: SKIP)":GOSUB 670
2920 : REM: PERMIT SKIP.
2930 IF WD$="$" THEN RETURN
2940 : REM: ACCEPT PRINT-GRID COMMAND.
2950 IF LEFT$(WD$,1)="#"THEN GOSUB 3160:GOTO 2750
2960 : REM: ADD AN ARTICLE TO NEW WORD, ENTER IN NM$, AND LINK IT INTO TREE.
2970 GOSUB 1340:H=IL:GOSUB 3060:IF H=IL THEN PRINT"<R>ALREADY EXISTS":GOTO2750
2980 GOSUB 1880
2990 : REM: SHOW GRID.
3000 GOSUB 3160
3010 RETURN
3020 :
3030 : REM: SUBROUTINE TO ADD A WORD TO THE LIST OF WORDS, NM$.
3040 : REM: IF WORD ALREADY IS IN NM$
3050 : REM: THEN CLOSE LOOP AND RETURN.
3060 FOR JJ=2 TO IL
3070 IF WD$=LEFT$(NM$(JJ),LEN(WD$)) THEN ZZ=JJ:JJ=IL:NEXT JJ:RETURN
3080 NEXT JJ
3090 : REM: OTHERWISE ADD THE WORD TO NM$.
3100 ZZ=JJ:IL=JJ:NM$(JJ)=WD$
3110 RETURN
3120 :
3130 : REM: SUBROUTINE TO DISPLAY RESULTS ON GRID.
3140 : REM: ANSWER '#H' GIVES HARD COPY.
3150 : REM: SET DEVICE # FOR SCREEN OR PRINTER.
3160 DV=3:IF MID$(WD$,2,1)="H" THEN DV=4
3170 : REM: SCREEN OUTPUT LIMITED TO 22 NODES.
3180 IF DV=3 AND MS>Ø AND IL>22 THEN RETURN
3190 : REM: IF ON THE 23RD NODE, PRINT ONE-TIME MESSAGE.
3200 MS$="TOO MANY ENTRIES TO DISPLAY GRID ON      SCREEN.
3210 IF MS=Ø AND IL>23 THEN PRINT MS$:MS=1:RETURN
3220 : REM: SET GRAPHIC CHARACTERS FOR SCREEN OR PRINTER.
3230 LN$=CHR$(219):MK$=CHR$(209):DG$=CHR$(95)
3240 IF DV=4 THEN LN$="+":MK$="X":DG$="<"
3250 : REM: OPEN PRINTING FILE.
3260 OPEN 1,DV
3270 : REM: CLEAR SCREEN AND PRINT HEADER.
3280 PRINT "<s>";
3290 PRINT#1,MID$(NM$(1),2):PRINT#1
3300 : REM: SEARCH DOWN TO GET ORDERED LIST OF NODES (GR$) WITHOUT REPEATS.
3310 BR$(Ø)="   ":LL=USR(1+DOWN)
3320 : REM: FOR EACH WORD IN TOPOLOGICAL ORDER,
3330 FOR IO=2 TO IL
3340 : REM: REMOVE ARTICLE,
3350 W1$=MID$(NM$(FNG(IO)),5)
3360 : REM: AND TRUNCATE IF TOO LONG.
3370 W1$=MID$(W1$,1,13)
3380 : REM: THEN PRINT ON NEXT ROW, FOLLOWED BY SPACES TO EDGE OF GRID.
3390 PRINT#1:PRINT#1,LEFT$(W1$+SP$,15);
3400 : REM: GENERATE GRID CHARACTERS.
3410 FOR JO=1 TO IO-1:OD%(JO)=ASC(LN$):NEXT JO:OD%(IO)=ASC(DG$)
3420 : REM: SET SPACING INDEX.
3430 JL=1
3440 : REM: GO THROUGH RECEIVER NODES IN EDGE-LIST TO FIND THIS NODE.
3450 FOR JO=2 TO LEN(L$(Ø)) STEP 2
3460 IF MID$(L$(Ø),JO,1)<>MID$(GR$(Ø),IO,1) THEN NEXT JO:GOTO 3550
3470 : REM: NOW FIND SENDER-NODE'S TOPOLOGICAL ORDER,
3480 FOR JJ=1 TO LL
3490 IF MID$(L$(Ø),JO-1,1)<>MID$(GR$(Ø),JJ,1) THEN NEXT JJ
3500 : REM: INSERT A LINK MARK IN THE GRID LINE,
3510 OD%(JJ)=ASC(MK$)
3520 : REM: AND CLOSE LOOPS.
```

Tree Analysis *(Continued)*

```
3530 JJ=LL:NEXT JJ,JO
3540 : REM: WHEN LINE IS FINISHED, PRINT IT.
3550 FOR JO=1 TO IO:PRINT#1,CHR$(OD%(JO));:NEXT JO
3560 : REM: CONTINUE THROUGH ALL LINES.
3570 NEXT IO
3580 : REM: IF DOING HARD COPY, PRINT OUT NAMES.
3590 IF DV=4 THEN PRINT#1:FOR IO=1 TO IL:PRINT#1,NM$(FNG(IO)):NEXT IO
3600 : REM: CLOSE THE PRINT FILE, AND PRINT A MESSAGE.
3610 CLOSE 1
3620 PRINT"<S>":PRINT" <R>TYPE RETURN":PRINT" <R>TO CONTINUE
3630 : REM: WAIT FOR USER RESPONSE.
3640 GET A$:IF A$="" THEN 3640
3650 : REM: CLEAR SCREEN AND RETURN TO ELICITATION.
3660 PRINT "<s>";:RETURN
3670 :
3680 : REM: SUBROUTINE TO REVISE A NODE.
3690 : REM: REMOVE ! FROM FRONT OF WORD, ADD ARTICLE, AND FIND IN NM$ LIST.
3700 WD$=RIGHT$(WD$,LEN(WD$)-1):K=IL:GOSUB 1340:GOSUB 3060
3710 : REM: ABORT IF WORD WAS NOT IN NM$ LIST.
3720 IF K<IL THEN NM$(IL)="":IL=IL-1:PRINT "<R>NOT FOUND":RETURN
3725 PRINT "<s>FOUND":PRINT "<R>"NM$(ZZ)
3730 : REM: PRINT MENU.
3740 PRINT "YOU CAN <R>C<r>HANGE THE NAME,
3750 PRINT "      OR <R>D<r>ELETE THE WORD ENTIRELY,
3755 PRINT "      OR <R>E<r>XIT.
3760 PRINT "<Q>ENTER <R>C<r>, <R>D<r>, OR <R>E<r>.
3770 GET A$:IF A$="" OR (A$<"C" AND A$>"E") THEN 3770
3780 : REM: GO TO SUBROUTINE FOR DELETION.
3785 IF A$="E" THEN RETURN
3790 IF A$="D" THEN GOSUB 3890:RETURN
3800 : REM: DO NAME CHANGE.
3810 PRINT "<Q>NEW NAME FOR <R>"RIGHT$(NM$(ZZ),LEN(NM$(ZZ))-3)
3820 PRINT "<r>";:GOSUB 670
3830 : REM: ADD ARTICLE AND REPLACE.
3840 GOSUB 1340:NM$(ZZ)=WD$
3850 RETURN
3860 :
3870 : REM: SUBROUTINE TO DELETE A NODE.
3880 : REM: PUT NODE TO BE REMOVED ON 'STACK'.
3890 OD%(Ø)=1:OD%(1)=ZZ
3900 : REM: GET LAST NODE, X, ON STACK.
3910 X=OD%(OD%(Ø))
3920 : REM: DEFINE ITS DOWN-GRAPH,
3930 BR$(Ø)="   ":LQ=USR(X+DOWN)
3940 : REM: WITHOUT THE X NODE.
3950 GR$(Ø)=RIGHT$(GR$(Ø),LQ-1)
3960 : REM: SAVE GR$.
3970 GG$=LEFT$(GR$(Ø),LEN(GR$(Ø)))
3972 : REM: WHEN X HAS SUBORDINATES,
3974 IF LEN(GR$(Ø))=Ø THEN 4270
3980 : REM: CONSIDER THE FIRST OF THEM.
3990 J=FNG(1)
4000 : REM: ASK IF NODE J IS TO BE KEPT.
4010 PRINT:PRINT "RETAIN <R>"RIGHT$(NM$(J),LEN(NM$(J))-4)"<r>? ";:GOSUB 830
4020 : REM: IF NOT, DELETE J RECURSIVELY, THEN START OVER ON X.
4030 IF A$="N" THEN OD%(Ø)=OD%(Ø)+1:OD%(OD%(Ø))=J:GOSUB 3910:GOTO 3910
4040 : REM: IF YES, GET UP-GRAPH FROM J WITH REPEAT.
4043 BR$(Ø)="   ":LL=USR(J+UP+256)
4044 : REM: DELETE EDGE FROM X TO J.
4050 A$=CHR$(X+64)+CHR$(J+64)
4060 K=LEN(L$(Ø))
4070 FOR I=1 TO K STEP 2
4080 B$=MID$(L$(Ø),I,2)
4090 IF A$<>B$ THEN NEXT I:GOTO 4210
4100 A$="":IF I>1 THEN A$=LEFT$(L$(Ø),I-1)
4110 B$="":IF I<K-1 THEN B$=RIGHT$(L$(Ø),K-I-1)
4120 L$(Ø)=A$+B$
4130 I=K:NEXT I
4140 : REM: AND USE UP-LINKS OF X TO DEFINE UP-LINKS OF J.
```

Tree Analysis *(Continued)*

```
2840 PRINT W1$RIGHT$(NM$(IP),LEN(NM$(IP))-I)"."
2850 : REM: PRINT IMMEDIATE SUBORDINATES OF NODE IP.
2860 FOR I=1 TO LEN(L$(Ø)) STEP 2
2870 IF CHR$(IP+64)=MID$(L$(Ø),I,1) THEN PRINT " "NM$(FNL(I+1))
2880 NEXT I
2890 : REM: PRINT ELICITATION QUESTION AND GET ANSWER.
2900 PRINT:PRINT " WHAT IS A MORE GENERAL TERM FOR
2910 PRINT " SOME OF THESE (<R>$<r>: SKIP)":GOSUB 670
2920 : REM: PERMIT SKIP.
2930 IF WD$="$" THEN RETURN
2940 : REM: ACCEPT PRINT-GRID COMMAND.
2950 IF LEFT$(WD$,1)="#"THEN GOSUB 3160:GOTO 2750
2960 : REM: ADD AN ARTICLE TO NEW WORD, ENTER IN NM$, AND LINK IT INTO TREE.
2970 GOSUB 1340:H=IL:GOSUB 3060:IF H=IL THEN PRINT"<R>ALREADY EXISTS":GOTO2750
2980 GOSUB 1880
2990 : REM: SHOW GRID.
3000 GOSUB 3160
3010 RETURN
3020 :
3030 : REM: SUBROUTINE TO ADD A WORD TO THE LIST OF WORDS, NM$.
3040 : REM: IF WORD ALREADY IS IN NM$
3050 : REM: THEN CLOSE LOOP AND RETURN.
3060 FOR JJ=2 TO IL
3070 IF WD$=LEFT$(NM$(JJ),LEN(WD$)) THEN ZZ=JJ:JJ=IL:NEXT JJ:RETURN
3080 NEXT JJ
3090 : REM: OTHERWISE ADD THE WORD TO NM$.
3100 ZZ=JJ:IL=JJ:NM$(JJ)=WD$
3110 RETURN
3120 :
3130 : REM: SUBROUTINE TO DISPLAY RESULTS ON GRID.
3140 : REM: ANSWER '#H' GIVES HARD COPY.
3150 : REM: SET DEVICE # FOR SCREEN OR PRINTER.
3160 DV=3:IF MID$(WD$,2,1)="H" THEN DV=4
3170 : REM: SCREEN OUTPUT LIMITED TO 22 NODES.
3180 IF DV=3 AND MS>Ø AND IL>22 THEN RETURN
3190 : REM: IF ON THE 23RD NODE, PRINT ONE-TIME MESSAGE.
3200 MS$="TOO MANY ENTRIES TO DISPLAY GRID ON      SCREEN.
3210 IF MS=Ø AND IL>23 THEN PRINT MS$:MS=1:RETURN
3220 : REM: SET GRAPHIC CHARACTERS FOR SCREEN OR PRINTER.
3230 LN$=CHR$(219):MK$=CHR$(209):DG$=CHR$(95)
3240 IF DV=4 THEN LN$="+":MK$="X":DG$="<"
3250 : REM: OPEN PRINTING FILE.
3260 OPEN 1,DV
3270 : REM: CLEAR SCREEN AND PRINT HEADER.
3280 PRINT "<s>";
3290 PRINT#1,MID$(NM$(1),2):PRINT#1
3300 : REM: SEARCH DOWN TO GET ORDERED LIST OF NODES (GR$) WITHOUT REPEATS.
3310 BR$(Ø)="   ":LL=USR(1+DOWN)
3320 : REM: FOR EACH WORD IN TOPOLOGICAL ORDER,
3330 FOR IO=2 TO IL
3340 : REM: REMOVE ARTICLE,
3350 W1$=MID$(NM$(FNG(IO)),5)
3360 : REM: AND TRUNCATE IF TOO LONG.
3370 W1$=MID$(W1$,1,13)
3380 : REM: THEN PRINT ON NEXT ROW, FOLLOWED BY SPACES TO EDGE OF GRID.
3390 PRINT#1:PRINT#1,LEFT$(W1$+SP$,15);
3400 : REM: GENERATE GRID CHARACTERS.
3410 FOR JO=1 TO IO-1:OD%(JO)=ASC(LN$):NEXT JO:OD%(IO)=ASC(DG$)
3420 : REM: SET SPACING INDEX.
3430 JL=1
3440 : REM: GO THROUGH RECEIVER NODES IN EDGE-LIST TO FIND THIS NODE.
3450 FOR JO=2 TO LEN(L$(Ø)) STEP 2
3460 IF MID$(L$(Ø),JO,1)<>MID$(GR$(Ø),IO,1) THEN NEXT JO:GOTO 3550
3470 : REM: NOW FIND SENDER-NODE'S TOPOLOGICAL ORDER,
3480 FOR JJ=1 TO LL
3490 IF MID$(L$(Ø),JO-1,1)<>MID$(GR$(Ø),JJ,1) THEN NEXT JJ
3500 : REM: INSERT A LINK MARK IN THE GRID LINE,
3510 OD%(JJ)=ASC(MK$)
3520 : REM: AND CLOSE LOOPS.
```

Tree Analysis *(Continued)*

```
3530 JJ=LL:NEXT JJ,JO
3540 : REM: WHEN LINE IS FINISHED, PRINT IT.
3550 FOR JO=1 TO IO:PRINT#1,CHR$(OD%(JO));:NEXT JO
3560 : REM: CONTINUE THROUGH ALL LINES.
3570 NEXT IO
3580 : REM: IF DOING HARD COPY, PRINT OUT NAMES.
3590 IF DV=4 THEN PRINT#1:FOR IO=1 TO IL:PRINT#1,NM$(FNG(IO)):NEXT IO
3600 : REM: CLOSE THE PRINT FILE, AND PRINT A MESSAGE.
3610 CLOSE 1
3620 PRINT"<S>":PRINT" <R>TYPE RETURN":PRINT" <R>TO CONTINUE
3630 : REM: WAIT FOR USER RESPONSE.
3640 GET A$:IF A$="" THEN 3640
3650 : REM: CLEAR SCREEN AND RETURN TO ELICITATION.
3660 PRINT "<s>";:RETURN
3670 :
3680 : REM: SUBROUTINE TO REVISE A NODE.
3690 : REM: REMOVE ! FROM FRONT OF WORD, ADD ARTICLE, AND FIND IN NM$ LIST.
3700 WD$=RIGHT$(WD$,LEN(WD$)-1):K=IL:GOSUB 1340:GOSUB 3060
3710 : REM: ABORT IF WORD WAS NOT IN NM$ LIST.
3720 IF K<IL THEN NM$(IL)="":IL=IL-1:PRINT "<R>NOT FOUND":RETURN
3725 PRINT "<s>FOUND":PRINT "<R>"NM$(ZZ)
3730 : REM: PRINT MENU.
3740 PRINT "YOU CAN <R>C<r>HANGE THE NAME,
3750 PRINT "      OR <R>D<r>ELETE THE WORD ENTIRELY,
3755 PRINT "      OR <R>E<r>XIT.
3760 PRINT "<Q>ENTER <R>C<r>, <R>D<r>, OR <R>E<r>.
3770 GET A$:IF A$="" OR (A$<"C" AND A$>"E") THEN 3770
3780 : REM: GO TO SUBROUTINE FOR DELETION.
3785 IF A$="E" THEN RETURN
3790 IF A$="D" THEN GOSUB 3890:RETURN
3800 : REM: DO NAME CHANGE.
3810 PRINT "<Q>NEW NAME FOR <R>"RIGHT$(NM$(ZZ),LEN(NM$(ZZ))-3)
3820 PRINT "<r>";:GOSUB 670
3830 : REM: ADD ARTICLE AND REPLACE.
3840 GOSUB 1340:NM$(ZZ)=WD$
3850 RETURN
3860 :
3870 : REM: SUBROUTINE TO DELETE A NODE.
3880 : REM: PUT NODE TO BE REMOVED ON 'STACK'.
3890 OD%(Ø)=1:OD%(1)=ZZ
3900 : REM: GET LAST NODE, X, ON STACK.
3910 X=OD%(OD%(Ø))
3920 : REM: DEFINE ITS DOWN-GRAPH,
3930 BR$(Ø)="   ":LQ=USR(X+DOWN)
3940 : REM: WITHOUT THE X NODE.
3950 GR$(Ø)=RIGHT$(GR$(Ø),LQ-1)
3960 : REM: SAVE GR$.
3970 GG$=LEFT$(GR$(Ø),LEN(GR$(Ø)))
3972 : REM: WHEN X HAS SUBORDINATES,
3974 IF LEN(GR$(Ø))=Ø THEN 4270
3980 : REM: CONSIDER THE FIRST OF THEM.
3990 J=FNG(1)
4000 : REM: ASK IF NODE J IS TO BE KEPT.
4010 PRINT:PRINT "RETAIN <R>"RIGHT$(NM$(J),LEN(NM$(J))-4)"<r>? ";:GOSUB 830
4020 : REM: IF NOT, DELETE J RECURSIVELY, THEN START OVER ON X.
4030 IF A$="N" THEN OD%(Ø)=OD%(Ø)+1:OD%(OD%(Ø))=J:GOSUB 3910:GOTO 3910
4040 : REM: IF YES, GET UP-GRAPH FROM J WITH REPEAT.
4043 BR$(Ø)="   ":LL=USR(J+UP+256)
4044 : REM: DELETE EDGE FROM X TO J.
4050 A$=CHR$(X+64)+CHR$(J+64)
4060 K=LEN(L$(Ø))
4070 FOR I=1 TO K STEP 2
4080 B$=MID$(L$(Ø),I,2)
4090 IF A$<>B$ THEN NEXT I:GOTO 4210
4100 A$="":IF I>1 THEN A$=LEFT$(L$(Ø),I-1)
4110 B$="":IF I<K-1 THEN B$=RIGHT$(L$(Ø),K-I-1)
4120 L$(Ø)=A$+B$
4130 I=K:NEXT I
4140 : REM: AND USE UP-LINKS OF X TO DEFINE UP-LINKS OF J.
```

Tree Analysis *(continued)*

```
4150 K=K-2
4160 FOR I=2 TO K STEP 2
4170 IF MID$(L$(Ø),I,1)<>CHR$(X+64) THEN NEXT I:GOTO 4210
4171 : REM: (DON'T LINK IF PATH ALREADY EXISTS.)
4172 KK=Ø
4173 FOR II=1 TO LL
4174 IF MID$(L$(Ø),I-1,1)=MID$(GR$(Ø),II,1) THEN KK=KK+1
4175 NEXT II
4176 IF KK>1 THEN 4190
4180 L$(Ø)=L$(Ø)+MID$(L$(Ø),I-1,1)+CHR$(J+64)
4190 NEXT I
4200 : REM: TAKE DOWN-GRAPH OF J OUT OF GR$.
4210 BR$(Ø)=LEFT$(GG$,LEN(GG$))
4220 LQ=USR(J+DOWN)
4230 GR$(Ø)=LEFT$(BR$(Ø),LEN(BR$(Ø)))
4240 : REM: AND CONTINUE WITH OTHER SUBORDINATES OF X.
4250 GOTO 3970
4260 : REM: WHEN X HAS NO SUBORDINATES, REMOVE ITS UP LINKS FROM L$.
4270 K=LEN(L$(Ø))
4280 FOR I=2 TO K STEP 2
4290 IF MID$(L$(Ø),I,1)<>CHR$(X+64) THEN NEXT I:GOTO 4350
4300 A$="":IF I>2 THEN A$=LEFT$(L$(Ø),I-2)
4310 B$="":IF I<K THEN B$=RIGHT$(L$(Ø),K-I)
4320 L$(Ø)=A$+B$
4330 I=K:NEXT I:GOTO 4270
4340 : REM: THEN REMOVE THE WORD FROM THE NM$ LIST.
4350 FOR I=X TO 64
4360 NM$(I)=NM$(I+1)
4370 NEXT I:NM$(65)=""
4380 IL=IL-1
4390 : REM: LOOK THROUGH L$, AND
4400 FOR I=1 TO K
4410 : REM: IF AN INDEX VALUE IS ABOVE X,
4420 IF FNL(I)<X THEN NEXT I: GOTO 4490
4430 : REM: DECREMENT IT TO ADJUST FOR THE DELETED NODE.
4440 A$="":IF I>1 THEN A$=LEFT$(L$(Ø),I-1)
4450 B$="":IF I<K THEN B$=RIGHT$(L$(Ø),K-I)
4460 L$(Ø)=A$+CHR$(ASC(MID$(L$(Ø),I,1))-1)+B$
4470 NEXT I
4480 : REM: SIMILARLY, ADJUST INDEX VALUES IN THE 'STACK'.
4490 FOR I=1 TO OD%(Ø)
4500 IF OD%(I)>X THEN OD%(I)=OD%(I)-1
4510 NEXT I
4520 : REM: REMOVE THE X NODE FROM THE 'STACK'.
4530 OD%(Ø)=OD%(Ø)-1
4540 : REM: WHEREUPON REMOVAL OF NODE X IS FINISHED.
4550 : REM: RESET SCANNING INDEX.
4560 IP=2
4570 RETURN
4580 :
4590 : REM: SUBROUTINE TO SAVE DATA,
4600 : REM: CALLED BY ENTERING .LABEL OR \LABEL AS A WORD.
4610 : REM: MAKE THE FILE NAME FROM NM$(1) AND THE LABEL.
4620 K=9-TA:IF TA=3 THEN K=4
4630 FI$=MID$(WD$,2,7)+"."+MID$(NM$(1),K,8)
4640 : REM: SET UP TAPE SAVE,
4650 DV=1:CH=1
4660 : REM: BUT CHANGE TO DISK SAVE WHEN SLASH PRECEDES LABEL.
4670 IF LEFT$(WD$,1)="\" THEN DV=8:CH=5:FI$="Ø:"+FI$+",S,W"
4680 : REM: OPEN THE WRITE FILE.
4690 OPEN 1,DV,CH,FI$
4700 : REM: SAVE THE TYPE OF ANALYSIS (FOLLOWED BY 'RETURN'),
4710 PRINT#1,TA;CHR$(13);
4720 : REM: THE NUMBER OF NODES,
4730 PRINT#1,IL;CHR$(13);
4740 : REM: THE NODE NAMES,
4750 FOR I=1 TO IL:PRINT#1,CHR$(34);NM$(I);CHR$(34);CHR$(13);:NEXT I
4760 : REM: THE NUMBER OF EDGES,
4770 PRINT#1,LEN(L$(Ø))/2;CHR$(13);
4780 : REM: AND THE LIST OF EDGES.
4790 FOR I=1 TO LEN(L$(Ø)) STEP 2:PRINT#1,MID$(L$(Ø),I,2);CHR$(13);:NEXT I
4800 : REM: FINISH.
4810 CLOSE 1:RETURN
4820 :
4830 : REM: SUBROUTINE TO READ DATA,
4840 : REM: CALLED BY ENTERING T OR D AT FIRST QUESTION.
4850 : REM: GET THE FILE NAME.
4860 INPUT "<R>FILE NAME<r>"; FI$
4870 : REM: SET UP TAPE READ,
4880 DV=1:CH=Ø
4890 : REM: BUT CHANGE TO DISK READ WHEN A$=D.
4900 IF WD$="D" THEN DV=8:CH=5:FI$="Ø:"+FI$+",S,R"
4910 : REM: OPEN THE READ FILE.
4920 OPEN 1,DV,CH,FI$
4930 : REM: GET AND DISPLAY THE TYPE OF ANALYSIS.
4940 INPUT#1,TA:PRINT "<Q><Q>TYPE OF ANALYSIS =";TA
4950 : REM: THE NUMBER OF NODES,
4960 INPUT#1,IL:PRINT IL;"NODES ARE:"
4970 : REM: THE NODE NAMES,
4980 FOR I=1 TO IL:INPUT#1,NM$(I):PRINT NM$(I),:NEXT I:PRINT
4990 : REM: THE NUMBER OF EDGES,
5000 INPUT#1,LL:PRINT LL;"EDGES:"
5010 : REM: AND THE LIST OF EDGES.
5020 FOR I=1 TO LL:INPUT#1,A$:PRINT A$,:L$(Ø)=L$(Ø)+A$:NEXT I:PRINT
5030 : REM: FINISH.
5040 CLOSE 1:ON TA GOSUB 980,1130,1280
5050 RETURN
5060 :
5070 : REM: SUBROUTINE TO DISPLAY COMMONALITIES.
5080 : REM: GET GENERAL DOWN-GRAPH.
5090 BR$(Ø)=" ":LL=USR(1+DOWN)
5100 : REM: SHOW NODES IN TYPOLOGICAL ORDER WITH REFERENCE NUMBERS.
5110 FOR I=2 TO IL:PRINT "<R>"FNG(I)"<r>"MID$(NM$(FNG(I))+SP$,5,15),:NEXT I
5120 : REM: PROMPT.
5130 GG$="":K=1:OD%(Ø)=Ø:PRINT:PRINT"COMMONALITIES FOR WHICH ENTRIES"
5140 INPUT "(ENTER Ø TO END)"; OD%(K):IF OD%(K)=Ø THEN 5210
5150 OD%(Ø)=OD%(Ø)+1
5160 : REM: CONCATENATE THE UP-GRAPHS.
5170 LL=USR(OD%(K)+UP)
5180 GG$=GG$+GR$(Ø)
5190 K=K+1:GOTO 5140
5200 : REM: CREATE A DUMMY SUBORDINATE OF FOCUS NODES.
5210 IL=IL+1:NM$(IL)="QQ"
5220 FOR I=1 TO OD%(Ø):L$(Ø)=L$(Ø)+CHR$(OD%(I)+64)+CHR$(IL+64):NEXT I
5230 : REM: ELIMINATE IRRELEVANT NODES FROM GG$ BY TAKING UP-GRAPH FROM QQ.
5240 FOR I=1 TO OD%(Ø)-1
5250 BR$(Ø)=LEFT$(GG$+" ",LEN(GG$)):LL=USR(IL+UP)
5260 GG$=LEFT$(BR$(Ø),LEN(BR$(Ø)))
5270 : REM: REPEAT IF MORE THAN TWO FOCUS NODES.
5280 NEXT I
5290 : REM: LOWEST NODE OF GG$ IS A COMMONALITY.
5300 K=ASC(RIGHT$(GG$,1))-64
5310 PRINT:PRINT "COMMONALITY="NM$(K)
5320 : REM: ELIMINATE ITS UP-GRAPH.
5330 BR$(Ø)=LEFT$(GG$+" ",LEN(GG$)):LL=USR(K+UP)
5340 GG$=LEFT$(BR$(Ø),LEN(BR$(Ø)))
5350 : REM: FIND SUBORDINATES LEADING TO EACH FOCUS NODE.
5360 FOR J=1 TO OD%(Ø)
5370 : REM: PRINT RELEVANT FOCAL NODE AND ITS SUBCOMMONALITIES.
5380 PRINT "FOR"NM$(OD%(J))
5390 : REM: GET UP-GRAPH FROM FOCUS NODE.
5400 BR$(Ø)=" ":LL=USR(OD%(J)+UP):A$=LEFT$(GR$(Ø),LEN(GR$(Ø)))
5410 : REM: GET DOWN-GRAPH FROM COMMON NODE.
5420 LL=USR(K+DOWN):B$=LEFT$(GR$(Ø),LEN(GR$(Ø)))
5430 : REM: SUBTRACT DOWN-GRAPH FROM SUBORDINATE OF COMMON NODE:
```

Tree Analysis *(continued)*

```
5440 IF LEN(B$)=1 THEN NEXT J:GOTO 5550
5450 : REM: FROM A$;
5460 BR$(Ø)=LEFT$(A$+" ",LEN(A$)):LQ=ASC(MID$(B$,2,1))-64:LL=USR(LQ+DOWN)
5470 I=ASC(RIGHT$(BR$(Ø),1))-64
5480 : REM: THEN FROM B$.
5490 BR$(Ø)=LEFT$(B$+" ",LEN(B$)):LL=USR(LQ+DOWN)
5500 B$=LEFT$(BR$(Ø),LEN(BR$(Ø)))
5510 : REM: FOUND A LINK IF FOCAL NODE WAS DELETED FROM A$.
5520 IF I<>OD%(J) THEN PRINT NM$(LQ)
5530 GOTO 5440
5540 : REM:  IF THERE ARE MORE COMMON NODES, THEN CONSIDER THEM.
5550 IF LEN(GG$)>Ø THEN 5300
5560 : REM: OTHERWISE ELIMINATE THE DUMMY NODE
5570 WD$=NM$(IL):ZZ=IL:GOSUB 3890
5580 : REM: THEN WAIT FOR USER RESPONSE AND RETURN.
5590 PRINT "<R>PRESS RETURN TO CONTINUE.
5600 GOTO 3640
5610 :
5620 "<S>" : CURSOR HOME
5630 "<s>" : CLEAR SCREEN
5640 "<Q>" : CURSOR DOWN
5650 "<q>" : CURSOR UP
5660 "<]>" : CURSOR RIGHT
5670 "<}>" : CURSOR LEFT
5680 "<R>" : REVERSE ON
5690 "<r>" : REVERSE OFF
5700 "[&]" : SHADED SQUARE
READY.
```

***Listing 3:* Trees**

```
                0010            ;              ***************************
                0020            ;              *                         *
                0030            ;              *          TREES          *
                0040            ;              *                         *
                0050            ;              ***************************
                0060            ;
                0090 START      .BA 15784     ;PLACE WHERE CODE BEGINS WHEN USED;
                0095            ;             ;USE 32168 FOR 32K [7592 FOR 8K].
                0100            .MC $7DA8     ;PLACE WHERE CODE ASSEMBLES.
                0110            .OS  ;        ;CREATE CODE.
                0120            ;
                0130            ;              BASIC SUBROUTINES
                0140 INTFLP     .DE $D26D     ;INTEGER TO FLOATING POINT [1.0 - $D278, 4.0 - $C4BC]
                0150 FLPINT     .DE $D09A     ;FLOATING POINT TO INTEGER [1.0 - $D0A7, 4.0 - $C2EA]
                0160 OUT        .DE $C369     ;ERROR ROUTINE [1.0 - $C360, 4.0 - $B3E0]
                0170            ;
                0180            ;              ZERO-PAGE USAGE
                0190 PTR        .DE 44        ;BEGINNING OF ARRAYS [126]
                0200 LIM        .DE 46        ;END OF ARRAYS [128]
                0210 RAM        .DE 52        ;LOCATION FOR HIGHEST RAM ADDRESS [134]
                0220 NAME       .DE 66        ;VARIABLE NAME [148]
                0230 L\POINTER  .DE 84        ;WORK SPACE [166]
                0240 FACC       .DE 94        ;FLOATING POINT ACCUMULATOR [176]
                0250            ;
                0260            ;              TAPE BUFFER USAGE
                0270 GRAPH      .DE 634
                0280 TLIST      .DE 1017-MAX
                0290 COUNT      .DE TLIST-MAX
                0300            ;
                0310 MAX        .DE 70        ;MAXIMUM # OF NODES IN GRAPH
                0320            ;
                0350            ;              ***************************
                0360            ;              BRING IN ASSEMBLED ROUTINES
3DA8- A9 B9     0370 INVOKE     LDA #L,TREE   ;SET USR POINTER
3DAA- 85 01     0380            STA *1
```

Trees *(Continued)*

```
3DAC- A9 3D     0390            LDA #H,TREE
3DAE- 85 02     0400            STA *2
                0410            ;             ;PROTECT SUBS FROM BASIC
3DB0- A9 A7     0420            LDA #L,INVOKE-1
3DB2- 85 34     0430            STA *RAM
3DB4- A9 3D     0440            LDA #H,INVOKE-1
3DB6- 85 35     0450            STA *RAM+1
3DB8- 60        0460            RTS
                0470            ;
                0480            ;
                0490            ;              ***************************
                0500            ;              EXECUTIVE PROGRAM
3DB9- 20 C9 3D  0510 TREE       JSR PRELIM    ;SET PARAMETERS FOR PROCEDURES
3DBC- 20 7A 3E  0520            JSR TOPOL     ;GET TOPOLOGICAL ORDERING OF NODES
3DBF- 20 E4 3E  0530            JSR TRACE     ;GET LIST OF REACHABLE NODES -- GR$
3DC2- 20 5D 3F  0540            JSR REORDER   ;PUT GR$ IN TOPOLOGICAL ORDER
3DC5- 20 96 3F  0550            JSR DELETE    ;REMOVE GR$ ENTRIES FROM BR$
3DC8- 60        0560            RTS
                0570            ;
                0580            ;              ***************************
                0590            ;              PRELIMINARY PROCEDURES
                0600            ;             ;COUNT NUMBER OF NODES IN TREE.
3DC9- A9 4E     0610 PRELIM     LDA #'N'      ;FIND THE NM$ ARRAY.
3DCB- 85 42     0620            STA *NAME
3DCD- A9 4D     0630            LDA #'M'
3DCF- 09 80     0640            ORA #128
3DD1- 85 43     0650            STA *NAME+1
3DD3- 20 1D 3E  0660            JSR FIND
3DD6- A0 00     0670            LDY #0        ;GET DIM OF NM$ ARRAY.
3DD8- B1 54     0680            LDA (L\POINTER),Y
3DDA- C9 48     0690            CMP #MAX+2
3DDC- 90 05     0700            BCC NM\SIZE
3DDE- A2 46     0710            LDX #$46      ;IF DIM>MAX,
3DE0- 4C 69 C3  0720            JMP OUT       ;ABORT WITH OVERFLOW ERROR.
3DE3- AA        0730 NM\SIZE    TAX  ;        ;SET X= DIM OF NM$ ARRAY.
3DE4- A9 FF     0740            LDA #255      ;INITIALIZE COUNTER TO GIVE
3DE6- 8D E0 3E  0750            STA IL+1      ;NUMBER OF NODES -1.
3DE9- A0 FE     0760            LDY #254      ;TO START AT 1ST STRING IN NM$ ARRAY,
3DEB- C8        0770 DOMORE     INY  ;        ;MOVE UP 3 BYTES (NOT FOR OS 4.0)
3DEC- C8        0780            INY
3DED- C8        0790            INY
                0800            ;             ;AND CHECK STRING LENGTH.
3DEE- B1 54     0810            LDA (L\POINTER),Y
3DF0- F0 03     0820            BEQ DIM       ;WHEN NONZERO
3DF2- EE E0 3E  0830            INC JL+1      ;INCREMENT THE COUNT.
3DF5- CA        0840 DIM        DEX
3DF6- D0 F3     0850            BNE DOMORE    ;CONTINUE IF MORE IN NM$.
                0860            ;
                0870            ;              FIND THE LIST OF EDGES--L$ ARRAY
3DF8- A9 4C     0880            LDA #'L'
3DFA- 85 42     0890            STA *NAME
3DFC- A9 80     0900            LDA #128
3DFE- 85 43     0910            STA *NAME+1
3E00- 20 1D 3E  0920            JSR FIND      ;GETS L$ POINTER AND LENGTH.
                0930            ;
                0940            ;             ;GET PARAMETERS PASSED BY USR.
3E03- 20 9A D0  0950            JSR FLPINT    ;CONVERT # IN FACC TO 2 BYTES.
3E06- A5 62     0960            LDA *FACC+4   ;GET START POINT FOR TREE SEARCH AND
3E08- 18        0970            CLC
3E09- 69 40     0980            ADC #64       ;CONVERT TO CHARACTER.
3E0B- 8D 01 3F  0990            STA SP+1
3E0E- A9 01     1000            LDA #1        ;ALLOW REPEATS IN TRACING GRAPH?
3E10- 25 61     1010            AND *FACC+3   ;(1=YES; 0=NO.)
3E12- 8D 12 3F  1020            STA RE+1
3E15- A9 02     1030            LDA #2        ;TRACE UP OR DOWN?
3E17- 25 61     1040            AND *FACC+3   ;(2=DOWN; 0=UP.)
```

Trees *(Continued)*

```
3E19- 8D F2 3E  1050            STA DI+1
3E1C- 60        1060            RTS
                1070            ;
                1080            ;            ***************************
                1090            ;            FIND ARRAY IN BASIC LIST
3E1D- A5 2C     1100 FIND       LDA *PTR     ;SAVE TABLE POINTER.
3E1F- 48        1110            PHA
3E20- A5 2D     1120            LDA *PTR+1
3E22- 48        1130            PHA
3E23- A0 00     1140 CHECK      LDY #0       ;COMPARE NAME IN ARRAY TABLE
3E25- B1 2C     1150            LDA (PTR),Y
3E27- C5 42     1160            CMP *NAME    ;WITH CRITERION NAME.
3E29- D0 08     1170            BNE AGAIN2
3E2B- C8        1180            INY
3E2C- B1 2C     1190            LDA (PTR),Y
3E2E- C5 43     1200            CMP *NAME+1
3E30- F0 23     1210            BEQ POINT    ;IF NO MATCH, THEN
3E32- 88        1220            DEY
3E33- C8        1230 AGAIN2     INY  ;       ;FIND LENGTH OF PRESENT ARRAY
3E34- C8        1240            INY
3E35- C8        1250            INY
3E36- B1 2C     1260            LDA (PTR),Y
3E38- 48        1270            PHA
3E39- 88        1280            DEY
3E3A- B1 2C     1290            LDA (PTR),Y  ;AND ADD TO ARRAY POINTER
3E3C- 18        1300            CLC  ;       ;TO GET POSITION OF NEXT ARRAY.
3E3D- 65 2C     1310            ADC *PTR
3E3F- 85 2C     1320            STA *PTR
3E41- 68        1330            PLA
3E42- 65 2D     1340            ADC *PTR+1
3E44- 85 2D     1350            STA *PTR+1
3E46- C5 2F     1360            CMP *LIM+1   ;IF NOT END OF ARRAYS
3E48- D0 D9     1370            BNE CHECK    ;THEN CONTINUE SEARCHING.
3E4A- A5 2E     1380            LDA *LIM
3E4C- C5 2C     1390            CMP *PTR
3E4E- D0 D3     1400            BNE CHECK
3E50- A2 81     1410            LDX #$81     ;IF NAME NOT FOUND
3E52- 4C 69 C3  1420            JMP OUT      ;ABORT WITH ARRAY ERROR.
3E55- A0 07     1430 POINT      LDY #7       ;FOR THE MATCHING ARRAY,
3E57- B1 2C     1440            LDA (PTR),Y  ;GET LENGTH OF FIRST STRING
3E59- 8D 8A 3E  1450            STA LL+1     ;AND STORE WHERE NEEDED.
3E5C- C8        1460            INY  ;       ;THEN GET POINTER TO 1ST STRING
3E5D- B1 2C     1470            LDA (PTR),Y
3E5F- 85 42     1480            STA *NAME    ;AND STORE IN THE NAME CELLS.
3E61- C8        1490            INY
3E62- B1 2C     1500            LDA (PTR),Y
3E64- 85 43     1510            STA *NAME+1
3E66- 18        1520            CLC  ;       ;STORE POSITION OF ARRAY LENGTH.
3E67- A9 06     1530            LDA #6
3E69- 65 2C     1540            ADC *PTR
3E6B- 85 54     1550            STA *L\POINTER
3E6D- A9 00     1560            LDA #0
3E6F- 65 2D     1570            ADC *PTR+1
3E71- 85 55     1580            STA *L\POINTER+1
3E73- 68        1590            PLA  ;       ;RESTORE POINTER FOR ARRAY TABLE.
3E74- 85 2D     1600            STA *PTR+1
3E76- 68        1610            PLA
3E77- 85 2C     1620            STA *PTR
3E79- 60        1630            RTS
                1640            ;
                1650            ;            ***************************
                1660            ;            LIST NODES IN TOPOLOGICAL ORDER
3E7A- A2 45     1670 TOPOL      LDX #MAX-1
3E7C- A9 00     1680 INITIALIZ  LDA #0
3E7E- 9D 6D 03  1690            STA COUNT,X  ;PUT 0 IN COUNT CELLS.
3E81- A9 80     1700            LDA #128
3E83- 9D B3 03  1710            STA TLIST,X  ;PUT NEGATIVES IN TLIST CELLS.
3E86- CA        1720            DEX
```

Trees *(Continued)*

```
3E87- 10 F3     1730            BPL INITIALIZ
                1740            ;            ;COUNT INCOMING EDGES FOR EACH NODE.
3E89- A0 00     1750 LL         LDY #0       ;LOAD L$ LENGTH-1.
                1760            ;
3E8B- 88        1770 IN\EDGES   DEY  ;       ;GET A RECEIVER IN L$ (2ND IN PAIR).
3E8C- B1 42     1780            LDA (NAME),Y
3E8E- 38        1790            SEC  ;       ;CONVERT CHARACTER TO INDEX #.
3E8F- E9 41     1800            SBC #65
3E91- AA        1810            TAX
3E92- FE 6D 03  1820            INC COUNT,X  ;INCREMENT COUNT FOR THAT NODE.
3E95- 88        1830            DEY  ;       ;CONTINUE WITH NEXT EDGE PAIR IN L$.
3E96- D0 F3     1850            BNE IN\EDGES
3E98- A9 41     1860            LDA #'A'     ;START TLIST WITH TREE ORIGIN.
3E9A- 8D B3 03  1870            STA TLIST
3E9D- A2 00     1880            LDX #0
3E9F- 8E CB 3E  1890            STX GP+1     ;SET TLIST INDEX.
3EA2- BD B3 03  1900 NX\NODE    LDA TLIST,X  ;GET CURRENT NODE FROM TLIST.
3EA5- 10 05     1910            BPL NO\LOOP
3EA7- A2 D5     1920            LDX #$D5     ;(LOOP! ABORT WITH COMPLEX ERROR.)
3EA9- 4C 69 C3  1930            JMP OUT
3EAC- AC 8A 3E  1940 NO\LOOP    LDY LL+1     ;LOOK FOR OUTGOING EDGE.
3EAF- 88        1950            DEY
3EB0- 88        1960            DEY
3EB1- D1 42     1970 SEARCH\ON1 CMP (NAME),Y
3EB3- D0 1E     1980            BNE SEARCH\ON2
                1990            ;            ;FOUND AN OUTGOING EDGE:
3EB5- 48        2000            PHA  ;       ;STORE SEARCH PARAMETERS,
3EB6- 8A        2010            TXA
3EB7- 48        2020            PHA
3EB8- C8        2030            INY  ;       ;DETERMINE RECEIVING NODE,
3EB9- B1 42     2040            LDA (NAME),Y
3EBB- 38        2050            SEC  ;       ;CONVERT CHARACTER TO INDEX #, AND
3EBC- E9 41     2060            SBC #65
3EBE- AA        2070            TAX
3EBF- DE 6D 03  2080            DEC COUNT,X  ;DECREMENT COUNT FOR THAT NODE.
3EC2- D0 0B     2090            BNE RESTORE  ;IF RECEIVER'S COUNT IS 0,
3EC4- 18        2100            CLC  ;       ;REMAKE INDEX # INTO CHARACTER,
3EC5- 69 41     2110            ADC #65
3EC7- EE CB 3E  2120            INC GP+1     ;INCREMENT TLIST INDEX,
3ECA- A2 00     2130 GP         LDX #0
3ECC- 9D B3 03  2140            STA TLIST,X  ;AND STORE THE NODE ON TLIST.
3ECF- 68        2150 RESTORE    PLA  ;       ;RECOVER SEARCH PARAMETERS.
3ED0- AA        2160            TAX
3ED1- 68        2170            PLA
3ED2- 88        2180            DEY  ;       ;RESET Y FOR OUTGOING NODES.
3ED3- C0 00     2190 SEARCH\ON2 CPY #0
3ED5- F0 07     2200            BEQ NEXTT
3ED7- 88        2210            DEY
3ED8- F0 04     2220            BEQ NEXTT
3EDA- 88        2230            DEY  ;       ;CONTINUE THROUGH L$.
3EDB- 4C B1 3E  2240            JMP SEARCH\ON1
3EDE- E8        2250 NEXTT      INX  ;       ;WHEN ALL EDGES HAVE BEEN CHECKED,
3EDF- E0 00     2260 IL         CPX #0       ;REPEAT FOR NEXT ENTRY IN TLIST,
3EE1- D0 BF     2270            BNE NX\NODE  ;STOPPING WHEN LAST NODE IS REACHED.
3EE3- 60        2280            RTS
                2290            ;
                2300            ;            ***************************
                2310            ;            DEPTH-FIRST SEARCH OF NODES
                2320            ;            REACHABLE FROM GIVEN NODE
3EE4- A9 FF     2330 TRACE      LDA #255     ;CREATE AN END MARKER ON STACK.
3EE6- 48        2340            PHA
3EE7- 48        2350            PHA
3EE8- AC 8A 3E  2360            LDY LL+1     ;GET LENGTH OF L$.
3EEB- 88        2370            DEY
3EEC- A9 88     2380            LDA #136     ;TO SEARCH UP, INSERT A DEY COMMAND
3EEE- 8D 0E 3F  2390            STA CMD      ;IN CODE.
```

Trees *(continued)*

```
3EF1- A9 00     2400 DI         LDA #0       ;BUT IF SEARCHING DOWN,
3EF3- F0 06     2410            BEQ STORE\Y
3EF5- A9 C8     2420            LDA #200     ;INSERT AN INY COMMAND,
3EF7- 8D 0E 3F  2430            STA CMD
3EFA- 88        2440            DEY  ;       ;AND ADJUST Y.
3EFB- 8C 06 3F  2450 STORE\Y    STY *+1
3EFE- A2 00     2460            LDX #0       ;START GRAPH WITH NODE
3F00- A9 00     2470 SP         LDA #0       ;GIVEN AS STARTING POINT.
3F02- 9D 7A 02  2480 BUILD\GR   STA GRAPH,X  ;STORE THE CURRENT NODE IN GR$.
3F05- A0 00     2490 I          LDY #0       ;INITIALIZE Y.
                2500            ;            ;IF CURRENT GR$ NODE = NEXT L$ NODE
3F07- D1 42     2510 SEARCH\L   CMP (NAME),Y
3F09- D0 19     2520            BNE NEXT\EDGE
3F0B- 48        2530            PHA  ;       ;PUT NODE
3F0C- 98        2540            TYA  ;       ;AND ITS L$ POSITION
3F0D- 48        2550            PHA  ;       ;ON STACK.
3F0E- 88        2560 CMD        DEY  ;       ;(DEY FOR UP SEARCH, INY FOR DOWN.)
                2570            ;            ;GET OTHER NODE IN EDGE.
3F0F- B1 42     2580            LDA (NAME),Y
3F11- A0 00     2590 RE         LDY #0       ;IF REPEATS ARE NOT WANTED
3F13- D0 0C     2600            BNE PUT\IN
3F15- 48        2610            PHA  ;       ;(TRANSFER X TO Y.)
3F16- 8A        2620            TXA
3F17- A8        2630            TAY
3F18- 68        2640            PLA
3F19- D9 7A 02  2650 UNIQUE     CMP GRAPH,Y  ;AND NODE ALREADY IS IN GR$
3F1C- F0 11     2660            BEQ BACK\UP  ;THEN CONTINUE SEARCH.
3F1E- 88        2670            DEY
3F1F- 10 F8     2680            BPL UNIQUE
3F21- E8        2690 PUT\IN     INX  ;       ;OTHERWISE MAKE IT THE
                2700            ;            ;NEW CURRENT NODE IN GR$.
3F22- 10 DE     2710            BPL BUILD\GR
3F24- C0 00     2720 NEXT\EDGE  CPY #0
3F26- F0 07     2730            BEQ BACK\UP
3F28- 88        2740            DEY
3F29- F0 04     2750            BEQ BACK\UP
3F2B- 88        2760            DEY  ;       ;CONTINUE SEARCHING L$, OR
3F2C- 4C 07 3F  2770            JMP SEARCH\L
3F2F- 68        2780 BACK\UP    PLA  ;       ;GET LAST ENTRIES ON STACK
3F30- A8        2790            TAY
3F31- 68        2800            PLA
                2810            ;            ;AND CONTINUE THAT SEARCH.
3F32- 10 F0     2820            BPL NEXT\EDGE
                2830            ;            ;SEARCH IS DONE IF STACK IS EMPTY.
3F34- E8        2840            INX  ;       ;STORE GR$ LENGTH FOR RECALL.
3F35- 8E 4D 3F  2850            STX GL+1
3F38- 8A        2860            TXA  ;       ;RETURN GR$ LENGTH IN USR.
3F39- A8        2870            TAY
3F3A- A9 00     2880            LDA #0
3F3C- 20 6D D2  2890            JSR INTFLP
3F3F- A9 47     2900            LDA #'G'     ;GET POINTER TO GR$ HEADER.
3F41- 85 42     2910            STA *NAME
3F43- A9 52     2920            LDA #'R'
3F45- 09 80     2930            ORA #128
3F47- 85 43     2940            STA *NAME+1
3F49- 20 1D 3E  2950            JSR FIND
3F4C- A9 00     2960 GL         LDA #0       ;STORE LENGTH OF GR$
3F4E- A0 01     2970            LDY #1
3F50- 91 54     2980            STA (L\POINTER),Y
3F52- C8        2990            INY  ;       ;AND POSITION OF GR$.
3F53- A9 7A     3000            LDA #L,GRAPH
3F55- 91 54     3010            STA (L\POINTER),Y
3F57- C8        3020            INY
3F58- A9 02     3030            LDA #H.GRAPH
3F5A- 91 54     3040            STA (L\POINTER),Y
3F5C- 60        3050            RTS
                3080            ;            PUT GR$ IN TOPOLOGICAL ORDER.
```

Trees *(continued)*

```
3F5D- A0 00     3090 REORDER    LDY #0       ;START WITH 1ST ELEMENT IN TLIST
3F5F- 8C 66 3F  3100            STY I\GR+1   ;AND GR$.
3F62- B9 B3 03  3110 TORDER     LDA TLIST,Y  ;GET NODE FROM TLIST.
3F65- A2 00     3120 I\GR       LDX #0       ;COMPARE TO UNORDERED NODE
3F67- DD 7A 02  3130 FIND\NODE  CMP GRAPH,X  ;IN GR$.
3F6A- D0 1D     3140            BNE NEXT\GR  ;IF IT MATCHES
3F6C- 48        3150            PHA  ;       ;STORE SEARCH PARAMETERS.
3F6D- 8E 88 3F  3160            STX J\GR+1
3F70- F0 09     3170            BEQ SHIFT
3F72- CA        3180 DO\SHIFT   DEX  ;       ;TRANSFER GR$ NODE FROM OLD POSITION
3F73- BD 7A 02  3190            LDA GRAPH,X
3F76- E8        3200            INX  ;       ;TO NEXT ORDERED POSITION.
3F77- 9D 7A 02  3210            STA GRAPH,X
3F7A- CA        3220            DEX
3F7B- EC 66 3F  3230 SHIFT      CPX I\GR+1
3F7E- D0 F2     3240            BNE DO\SHIFT
3F80- EE 66 3F  3250            INC I\GR+1   ;MOVE START OF UNORDERED PART OF GR$.
3F83- 68        3260            PLA  ;       ;MOVE THE ORIGINAL CHARACTER.
3F84- 9D 7A 02  3270            STA GRAPH,X
3F87- A2 00     3280 J\GR       LDX #0       ;CONTINUE SEARCH TO END OF GR$.
3F89- E8        3290 NEXT\GR    INX
3F8A- EC 4D 3F  3300            CPX GL+1     ;(LENGTH OF GR$)
3F8D- D0 D8     3310            BNE FIND\NODE
3F8F- C8        3320            INY  ;       ;ADVANCE IN TLIST.
3F90- CC E0 3E  3330            CPY IL+1     ;(# OF NODES)
3F93- D0 CD     3340            BNE TORDER
3F95- 60        3350            RTS
                3370            ;             **************************
                3380            ;             REMOVE GR$ NODES FROM BR$
3F96- A9 42     3390 DELETE     LDA #'B'     ;FIND BR$.
3F98- 85 42     3400            STA *NAME
3F9A- A9 52     3410            LDA #'R'
3F9C- 09 80     3420            ORA #128
3F9E- 85 43     3430            STA *NAME+1
3FA0- 20 1D 3E  3440            JSR FIND
3FA3- AE 4D 3F  3450            LDX GL+1     ;GET LENGTH OF GR$.
3FA6- CA        3460 START\     DEX
3FA7- AC 8A 3E  3470            LDY LL+1     ;SET CURRENT LENGTH OF BR$
3FAA- C8        3480            INY  ;       ;AS LOOP LIMITER.
3FAB- 8C D5 3F  3490            STY BR\END+1
3FAE- A0 00     3500            LDY #0       ;SET INDEXES FOR REWRITING BR$.
3FB0- 8C BA 3F  3510            STY NEW\BR+1
3FB3- 8C D3 3F  3520            STY OLD\BR+1
3FB6- B8        3530            CLV  ;       ;CLEAR FLAG FOR COPYING.
                3540            ;            ;READ CHARACTER FROM BR$
3FB7- B1 42     3550 REWRITE    LDA (NAME),Y
3FB9- A0 00     3560 NEW\BR     LDY #0       ;AND REWRITE IT FOR NEW VERSION.
3FBB- 91 42     3570            STA (NAME),Y
3FBD- 70 0D     3580            BVS COPY     ;IF CHARACTER IS NOT DELETED YET
3FBF- DD 7A 02  3590            CMP GRAPH,X  ;AND IS SAME AS THE GR$ CHARACTER,
3FC2- D0 08     3600            BNE COPY
3FC4- CE 8A 3E  3610            DEC LL+1     ;DECREMENT BR$ LENGTH
3FC7- 2C E5 3E  3620            BIT TRACE+1  ;AND SET THE FLAG FOR COPYING.
3FCA- 70 03     3630            BVS BUMP\OLD
                3640            ;            ;OTHERWISE INCREMENT WRITE INDEX
3FCC- EE BA 3F  3650 COPY       INC NEW\BR+1
                3660            ;            ;ALWAYS INCREMENT READ INDEX,
3FCF- EE D3 3F  3670 BUMP\OLD   INC OLD\BR+1
3FD2- A0 00     3680 OLD\BR     LDY #0
3FD4- C0 00     3690 BR\END     CPY #0       ;AND CONTINUE THROUGH BR$.
3FD6- D0 DF     3700            BNE REWRITE
3FD8- E0 00     3710            CPX #0       ;REPEAT FOR NEXT GR$ CHARACTER.
3FDA- D0 CA     3720            BNE START\
3FDC- AD 8A 3E  3730            LDA LL+1     ;STORE FINAL LENGTH OF BR$
3FDF- A0 01     3740            LDY #1       ;IN BR$ HEADER.
3FE1- 91 54     3750            STA (L\POINTER),Y
3FE3- 60        3760            RTS
```

Apple II

sensational software

creative computing software

CAI Programs Vol I

Cassette CS-4201 $11.95

Requires 16K Apple II or Apple II Plus

U.S. Map. Identify states and their capitals.

Spelling. Study aid with your list of troublesome words.

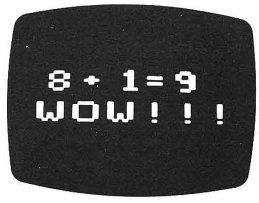

Math Drill. Arithmetic drill and practice with large or small display.

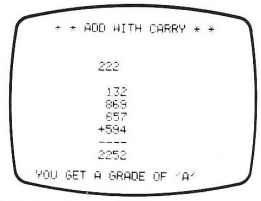

Add With Carry. Drill and practice on sums requiring numbers to be carried.

Ecology Simulations - I

Disk CS-4706, $24.95

Requires 48K Applesoft in ROM or Apple II Plus

Sterl

STERL allows you to investigate the effectiveness of two different methods of pest control—the use of pesticides and the release of sterile males into a screw-worm fly population. The concept of a more environmentally sound approach versus traditional chemical methods is introduced. In addition, STERL demonstrates the effectiveness of an integrated approach over either alternative by itself.

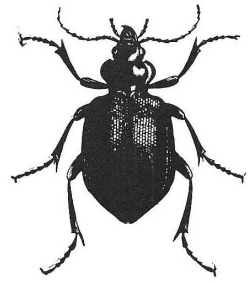

Pop

The POP series of models examines three different methods of population projection, including exponential, S-shaped or logistical, and logistical with low density effects. At the same time the programs introduce the concept of successive refinement of a model, since each POP model adds more details than the previous one.

Tag

TAG simulates the tagging and recovery method that is used by scientists to estimate animal populations. You attempt to estimate the bass population in a warm-water, bass-bluegill farm pond. Tagged fish are released in the pond and samples are recovered at timed intervals. By presenting a detailed simulation of real sampling by "tagging and recovery," TAG helps you to understand this process.

Buffalo

BUFFALO simulates the yearly cycle of buffalo population growth and decline, and allows you to investigate the effects of different heard management policies. Simulations such as BUFFALO allow you to explore "what if" questions and experiment with approaches that might be disatrous in real life.

CAI Programs Vol II

Cassette CS-4202 $11.95

Requires 16K Apple II or Apple II Plus

European Map. Identify countries and their capitals.

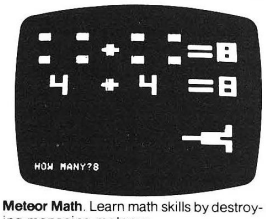

Meteor Math. Learn math skills by destroying menacing meteors.

Music Composing Aid. Make and play your own music on the Apple. No additional hardware required. Includes a sample from Bach's Tocatta & Fugue in D minor.

Ecology Simulations - II

Disk CS-4707 $24.95

Requires 48K Applesoft in ROM or Apple II Plus

Pollute

POLLUTE focuses on one part of the water pollution problem; the accumulation of certain waste materials in waterways and their effect on dissolved oxygen levels in the water. You can use the computer to investigate the effects of different variables such as the body of water, temperature, and the rate of dumping waste material. Various types of primary and secondary waste treatment, as well as the impact of scientific and economic decisions can be examined.



Rats

In RATS, you play the role of a Health Department official devising an effective, pratical plan to control rats. The plan may combine the use of sanitation and slow kill and quick kill poisons to eliminate a rat population. It is also possible to change the initial population size, growth rate, and whether the simulation will take place in an apartment building or an eintire city.

Malaria

With MALARIA, you are a Health Official trying to control a malaria epidemic while taking into account financial considerations in setting up a program. The budgeted use of field hospitals, drugs for the ill, three types of pesticides, and preventative medication, must be properly combined for an effective control program.

Diet

DIET is designed to explore the effect of four basic substances, protein, lipids, calories and carbohydrates, on your diet. You enter a list of the types and amounts of food eaten in a typical day, as well as your age, weight, sex, health and a physical activity factor. DIET is particularly valuable in indicating how a diet can be changed to raise or lower body weights and provide proper nutrition.

CAI Programs I and II

Disk CS-4701, $24.95
Requires 32K Integer Basic

This disk contains all 7 programs from cassettes CS-4201 and CS-4202.

Note: The ecology simulations programs are not available on cassette.

Stock & Options Analysis

Disk CS-4801, $99.95
Requires 32K Applesoft or Apple II Plus

This is a comprehensive set of four programs for the investment strategy of hedging listed options against common stocks. A complete description is in the TRS-80 section. Available August 1981.

Order Today

To order any of these software packages, send payment plus $2.00 postage and handling per order to Creative Computing, Morris Plains, NJ 07950. Attn: Cleo

Visa, MasterCard and American Express orders may be called in toll-free.

Order today at no risk. If you are not completely satisfied, your money will be promptly and courteously refunded

Creative Computing Software
Morris Plains, NJ 07950
Toll-free **800-631-8112**
In NJ 201-540-0445

creative computing software

Apple is the registered trademark of Apple Computer, Inc

PET Menu and Tape Timer

by Dale De Priest

This article describes a menu program that allows rapid access to any program on either side of a cassette tape. In addition, a tape timer is presented that supplies the fast forward times for the menu program. These two programs feature advanced cassette control and use the WAIT command extensively.

MENU and TAPE TIMER
require:

PET
cassette

Every disk operating system has a way of maintaining a directory or menu on each disk. This directory allows you to find out the names of all the programs on the disk, and allows the disk operating system to locate these programs. A workable tape operating system should also provide a directory for its tapes.

The PET operating system is capable of locating and loading programs from tape but it is slow. We need some way to index the programs so that they can be located with the fast-forward mode. Unfortunately Commodore didn't provide for an index counter on their tape drive. So, I decided to develop a program to simulate an index counter and the directory or menu operation.

Menu Program

My original goal in creating the menu program was to provide a loader that would allow you to access any portion of the tape in as much time as it would take to get to the second program on a conventional tape. Since an average program takes about 90 seconds to load, I needed a program that would load in 30 seconds, thereby allowing 60 seconds for the fast-forward time.

Listing 1

```
 50 REM DOCUMENTED SAMPLE MENU PROGRAM
 52 REM WRITTEN BY DALE DE PRIEST
 54 :
 56 :
 58 REM VARIABLE USEAGE
 60 REM A = INPUT NUMERIC VALUE
 62 REM B = LOCATION OF INPUT BUFFER
 64 REM C = CASSETTE #1 SWITCH FLAG
 66 REM D = ADDRESS POINTING TO NUMBER OF CHARACTERS IN INPUT BUFFER
 68 REM F = NUMBER OF PROGRAMS ON THIS ENTIRE TAPE
 70 REM G = THE NUMBER OF THE FIRST PROGRAM ON THE OTHER SIDE
 72 REM J = VARIABLE FOR 'FOR' LOOP
 74 REM T1 = TIME AT THE BEGINNING OF THE SEARCH
 76 REM A$ = INPUT VARIABLE
 78 REM B$ = A MESSAGE
 80 REM C$ = THE LOAD/RUN COMMAND STRING
 82 REM A$(F) = NAMES OF ALL THE PROGRAMS ON THIS TAPE
 84 REM A(F) = FAST FORWARD SEARCH TIMES FOR EACH PROGRAM
 86 :          IN TENTHS OF SECONDS
 88 :
 98 REM INITIALIZE AND RANDOMIZE THE RANDOM NUMBER GENERATOR
100 F=36:G=20:A=RND(-TI):PRINT"■■MENU":DIMA$(F),A(F)
106 :
108 REM CORRECTS ADDRESSES FOR OLD AND NEW ROMS
110 B=527:C=519:D=525:IFPEEK(5E4)THEND=158:B=623:C=249
116 :
118 REM PRINT THE NAMES OF ALL THE PROGRAMS AND THE SELECTION NUMBER
120 FORJ=1TOF:IFJ=21THENPRINT"■■"
130 READA$(J):READA(J):IFJ>20THENPRINTTAB(20);
140 PRINTJ;A$(J):NEXT:IFF>20THENFORJ=FTO39:PRINT:NEXT
150 PRINT"■ENTER THE NUMBER BESIDE THE■"
156 :
158 REM THE 4 BLANKS AFTER 'WISH' ARE SHIFTED BLANKS
160 INPUT"■PROGRAM YOU WISH    ■■■■";A$:A=VAL(A$):IFA<1ORA>FTHEN160
170 IFA(A)<>1THEN200
176 :
178 REM THIS SIMULATES THE RUN/STOP KEY
180 C$="LOAD"+CHR$(13)+"RUN"+CHR$(13):FORJ=0TO8:POKEB+J,ASC(MID$(C$,J+1))
190 NEXT:POKED,J:END
198 :
200 B$="■PLEASE PRESS STOP ON THE CASSETTE;":PRINTB$:WAIT59408,16
206 :
208 REM THE OPERATING SYSTEM AUTOMATICALLY GIVES MOTOR CONTROL TO THE USER
210 PRINT"■PRESS THE FAST FWD BUTTON":WAIT59408,16,16
216 :
218 REM THE POKE RETURNS MOTOR CONTROL BACK TO THE COMPUTER
220 PRINT"■LOOKING FOR "A$(A):POKEC,52:T1=TI
240 IFTI-T1<A(A)*6THEN240
246 :
248 REM THE COMPUTER ACTUALLY STOPS THE TAPE MOTION
250 POKE59411,61:PRINT"■"MID$(B$,9):WAIT59408,16:IFA<GTHEN180
260 PRINT"■TURN THE CASSETTE OVER":FORJ=1TO3000:NEXTJ:GOTO180
496 :
498 REM SAMPLE NAMES AND SEARCH TIMES
500 DATACOVER16,1,NAB!,52,FIRE!,133,ALIENS!,195,BONZO!,246,CATCH!,309
510 DATACOVER17,349,POLICE!,393,SPOT,460,RULER,507,LETTER,539,MERGE,594
520 DATANPACK,630,COVER18,661,DROMEDA!,691,JOUST,750,WEATHER,797
530 DATAHI RES,856,SHEEP,900
536 :
538 REM THESE PROGRAMS ARE ONTHE BACK SIDE OF THE TAPE
540 DATACOVER19,938,FROG!,896,GODZILLA!,847,MINER!,795,RAIL,746,GBOOKA,703
550 DATAGBOOKB,663,COVER20,617,MUSIC!,584,BETS,528,CHECKERS,470
560 DATACURVES,420,EQUIP,375,COVER21!,304,CAPTURE!,239,DANCE!,178,
    BOSWAIN,93
564 :
566 REM THIS LINE IS NOT USED BY THE PROGRAM BUT PROVIDES DATA
    FOR THE USER IF
568 REM   YOU WISH TO ADD AN ADDITIONAL PROGRAM TO THIS TAPE
570 DATAEND OF TAPE,948,1790
```

Listing 1 shows the result of this effort. It allows for up to 40 programs to be located on the same tape and will find any one of 30 programs in approximately 60 seconds. This program should be the first program on each of your cassettes, but it could be on a separate tape and contain the menu for several tapes. This would be desirable for tapes such as Cursor Magazine. Several interesting things can be learned from this program, so let me show you how it works.

Line 100: The statement A = RND (– TI) doesn't have anything to do with the rest of the program. It is simply an easy way to insure that the RND function is randomized for every program on the tape.

Line 110: The variable C points to the location of a flag that the PET uses to determine whether it or the user has control of the cassette motor. When you push one of the switches down, the PET turns on the motor for you. Since it believes that the operator should have control, it won't let the program stop the drive unless variable C is changed. A zero in this location means that the operator has control; any other value gives control to the PET.

Line 170: By convention the first program after the menu will contain a fast-forward value of one. This means no fast-forward is required.

Line 180-190: This is a special trick on the PET. This line stores the two commands LOAD and RUN in the PET's input buffer. You may wonder why the simpler method of

```
180 POKE B, 131:POKE D,1: END
```

is not used. This line forces the PET to respond as if the operator just hit the RUN/STOP key. The PET will load and run the next program. Unfortunately BASIC 4.0 directs this command to the disk, so you must put the command in the buffer yourself to make this program work with all versions of PET software. This technique is frequently useful when one program wants to turn control over to another program.

Line 200: This is the mysterious WAIT command. Here it is used to detect whether or not a key has been pressed. 59408 is the address whose contents will change and 16 is the decimal equivalent for the bit (bit 4) which will change to a 1 when the key is pressed. (If the bit were changing from 1 to 0, then the command would be WAIT 59408,16,16.)

Line 500-540: These lines contain the DATA statements that define the program names and the search times. The names recorded here do not need to be exactly the same as the name the program is stored under. They are only used by this program and not by the actual load routine. When setting up a tape for the first time you may not yet know the names of the programs that you are going to put on that tape. Be sure that you add enough filler to allow room to add these names later. I usually copy the menu from a different tape and then change the names as I need to. Setting F in line 100 will avoid confusion of the real contents of tape and the data that may be present simply to take up space. As each program is added I go back and update the menu program. This is easy since the long leaders prevent wiping out the second program.

This program works fine, but there is no way to easily determine what the fast-forward times should be. Now look at listing 2.

Tape Timer

This program supplies the fast-forward times for the menu program. In addition, it will provide a listing of your tape along with the load times for each program. The significant details are outlined below.

Line 120: This line finds headers and then measures the length of time between them. You should notice that although a program LOAD can distinguish between programs and data, an OPEN cannot. The last statement on the line initializes the program name variable.

Line 130: This line shows a method of getting the name of a program or data header into the program. The technique is to build a string right from the header buffer area. This is a useful line of code and shows you how to read beyond the sixteenth character of the header.

Line 150: H is the variable that is used to accumulate the time for all programs. Fast forward on a cassette tape is not linear. That is, there is no direct correlation between fast-forward times and normal play times. Although there is probably a mathematical formula that could be developed to calculate this relationship, the program uses a group of straight lines to approximate the curve. It then calculates a proportional relationship between these values. Empirically I have determined that the relationship between H and M for the first 200 seconds is .78. Therefore if a load time of 100 seconds were measured, then this program would calculate the fast-forward time to be 7.8 seconds. All fast-forward times are calculated in tenths of seconds.

Lines 160-210: These lines continue the straight line approximations to the curve. Each value has been determined empirically to stop the tape 10 to 15 seconds in front of a header. This program should be fairly accurate for cassettes up to 60 minutes long. Longer cassettes use thinner tape which will invalidate the times.

Line 230: This line assumes that the menu program was stored with the name MENU as the first four characters. This is a convention that I always follow. Checking for this name allows the program to recalibrate itself to do all timings just after the menu load. The program will also work correctly when your program menu is on a different tape since the time is then from the beginning of tape.

Line 250: This program assumes that tapes have been properly ended with an end-of-tape header. The search times may then be copied to enter into the menu program. This program uses a feature of the cassette unit that causes it to shut off automatically when it reaches the end of a tape. When this happens, the program calculates the actual length of the tape. If you were to fast-forward the tape from the other end, it would then compute the fast-forward times. These times should be entered on a MENU program located at the beginning of the back side of the tape.

Putting It All Together

Now that you have seen the two programs, let's see how we can put them to work. First, you must build your tape by putting a MENU on the front of the tape followed by several programs. The tape must end with a file named "END OF TAPE." The easiest way is to type the following command in immediate mode.

```
OPEN1,1,2,"END OF TAPE":CLOSE1
```

Then load the TAPE TIMER program and time the tape. Write the front side search times as well as the names on a piece of paper. Hit the space bar and record the reverse side search times. Load in a copy of the MENU program and modify it with the correct names and reverse search times. Set the values of F and G to the correct values. Store

this new program as the first program on the back side.

Next, fast-forward the tape to the beginning of side one. Change the search times to the correct ones for the front side. Change variable G, and save this new update over the top of the old MENU program. You now have a complete tape that can be searched from either direction. Of course you could also add programs to the back of the tape.

To use this program, rewind the tape to either end. Then simply use the SHIFT/RUN keys to get the MENU program in and running. (This will not work for BASIC 4.0 users.) The MENU program will then do the rest. This way, someone who is not familiar with programming will be able to use your tapes.

Manual Updating

There will be times when you want to add a program to the end of a tape. Simply position your tape just past the current last program, either by loading or verifying it, and then save your program. Be sure to add a new "END OF TAPE" header. You could then load in the tape timer and retime your tape. Then go back and update your MENUs. There is an easier way. It takes a little bit of advance planning but it works like a charm.

When the tape timer program finds the end of tape it outputs two things about that point: the fast-forward search time and the total load time. When you create your menu program for that tape you should add these two numbers to the program. They can be added as additional data statements that are never read or they can be added in a remark. Now when you wish to add a program you will be ready.

AT LAST...
...FOR OSI
For investors
and financial managers
Stock portfolio analysis
$150.00
•in your office - instant valuations
•compound growth measurement
•pertinent company operating statistics
•input data electronically
Stock financial statement analysis
$250.00
•input your interpretation of financial data
•analyze up to 10 years of data
•see mean, trend and stability
•data stored on DBM system
•input data electronically
On-line data retrieval
$50.00
Accounting package
$150.00
DBM system
$200.00
for 8" floppy/hard disc
under OS65U
write for details
Genesis Information Systems, Inc.
P.O. Box 3001 • Duluth, MN • 55803
Phone 218-724-3944

Listing 2

```
10 REM TAPE TIMER
12 REM WRITTEN BY DALE DE PRIEST
14 :
16 :
18 REM VARIABLE USAGE
20 REM C = CASSETTE #1 SWITCH FLAG
22 REM H = ACCUMULATED TOTAL LOAD TIME
24 REM I = VARIABLE FOR 'FOR' LOOP
26 REM J = COUNTER FOR NUMBER OF PROGRAMS
28 REM M = COMPUTED SEARCH TIME
30 REM T1 = INITIAL TIME OF TIMER
32 REM A$(24) = NAMES OF EACH OF THE PROGRAMS
34 REM A(24) = LOAD TIMES FOR EACH OF THE PROGRAMS
36 REM LR = LENGTH OF RECORD IN BYTES
38 :
48 :
50 PRINT"■PLEASE INSERT AND START THE TAPE YOU":PRINTTAB(18)"
60 PRINT"WISH TO TIME IN TAPE # 1
66 :
68 REM DEFINE FUNCTION FOR ADDRESS PEEKING AND CORRECT FOR OLD AND NEW ROMS
70 DEFFNAD(C)=PEEK(C)+PEEK(C+1)*256:C=519:IFPEEK(5E4)THENC=249
74 :
76 REM WAIT UNTIL TAPE STOP IS DEPRESESSED THEN WAIT FOR THE PLAY BUTTON
78 REM   THEN GIVE MOTOR CONTROL BACK TO THE COMPUTER
80 WAIT59408,16:WAIT59408,16,16:POKEC,52
90 DIMA(30),A$(30):A$(0)="BEGINING OF TAPE      "
100 PRINT"■NAME              SEARCH TIME  LOAD TIME
106 :
108 REM ALL TAPES MUST END WITH A FILE NAMED "END OF TAPE"
110 PRINTA$(J);INT(M),:IFLEFT$(A$(J),11)="END OF TAPE"THEN250
114 REM INITIALIZE TIME & START THE TAPE MOVING
115 T1=TI:POKE59411,53
116 :
118 REM SPACE OVER THE PROGRAM FILE WITHOUT READING
120 IFTI-T1<LRGOTO120
122 :
124 REM OPEN WILL FIND BOTH PROGRAM AND DATA FILES
125 J=J+1:OPEN1,1:A(J)=(TI-T1)/60:A$(J)=""
126 :
128 REM THIS LINE FINDS THE PROGRAM NAME FROM THE TAPE HEADER
130 FORI=639TO659:A$(J)=A$(J)+CHR$(PEEK(I)):NEXT:CLOSE1:PRINTINT(A(J))
140 GOSUB150:LR=1:IFPEEK(634)=1THENLR=.0182*60*(FNAD(637)-FNAD(635))+200
145 GOTO110
146 :
148 REM THESE LINES ACTUALLY COMPUTE THE FAST FORWARD TIMES
150 H=H+A(J):M=H:IFM<200THENM=.78*M:GOTO230:REM <200
160 M=M-200:IFM<200THENM=153+.67*M:RETURN:REM 200-400
170 M=M-200:IFM<200THENM=285+.58*M:RETURN:REM 400-600
180 M=M-200:IFM<200THENM=401+.54*M:RETURN:REM 600-800
190 M=M-200:IFM<200THENM=507+.49*M:RETURN:REM 800-1000
200 M=M-200:IFM<300THENM=605+.46*M:RETURN:REM 1000-1200
210 M=M-300:M=740+.42*M:RETURN:REM >1200
230 IFLEFT$(A$(J-1),4)="MENU"THENH=0:M=1
240 RETURN
244 :
246 REM TURN THE MOTOR ON AND WAIT FOR THE AUTO SHUT OFF FEATURE
248 REM "H" NOW REPRESENTS THE TOTAL ACCUMULATED LOAD TIMES
250 T1=TI:POKE59411,53:PRINTINT(H)
260 PRINT"WAIT UNTIL THE PHYSICAL END":WAIT59408,16:H=H+(TI-T1)/60-10
270 PRINT"■PRESS ■ SPACE ■ FOR REVERSE SEARCH TIMES":WAIT59410,4,4
276 :
278 REM TOTAL TAPE LENGTH = LOAD TIMES + BLANK TAPE AT END + MENU LOAD TIME
280 IFLEFT$(A$(1),4)="MENU"THENH=H+A(2)
290 PRINT"■■CORRECTED TAPE LENGTH"INT(H)
296 :
298 REM THE REVERSE SIDE SEARCH TIMES ARE NOW CALCULATED
300 FORI=1TOJ:H=H-A(I):M=H:IFM<200THENM=.78*M:GOTO320
310 GOSUB160:IFM>740THENM=M+3
320 PRINTA$(I);INT(M)
330 IFI/22=INT(I/22)THENPRINT"PRESS ■SPACE■ TO CONTINUE":WAIT59410,4,4
340 NEXT
```

First position the tape to the correct point and then type in the following line to save your program.

```
TI = TI:SAVE "NAME" :?(TI – T)/60
```

The program will save in the normal fashion, but it will also tell you how long it took. Note this time, rewind the tape and load in your menu. The menu can be updated by adding your new program name, changing variables F and G and using the search time number that you had previously entered. Then calculate a new search time for the next addition, add the save time to the accumulated time, and change your note in the program. Use this time and the listing for the tape timer to calculate your new time.

Simply pick the line you need from the choices beginning at line 150. The remarks at the end of each line should make your choice easy, and the PET calculator mode will make the calculation easy. The value of M in the equation is the length of the tape minus the left number in the remark statement. For example, suppose your time to that point is 682 and you just saved an 87-second program. Adding those two numbers gives you 769 seconds. That places us on line 180 of the listing so we must subtract 600 to get M (169). The new search value is 401 + .54*169 or 492 (49.2 seconds).

By the way, if the record and play buttons weren't already pressed when you typed in the save command, you'll have to be very careful to get the times to come out right. Type the line in but do not hit the return key. Then push the record and play keys at the same time that you push the return key.

Final Thoughts

When typing in the menu program be sure to remove all remarks. Your program will load about twice as fast that way. I hope that you get as much use out of this as I have. These programs have greatly enhanced my use of the PET Tape Operating System.

Dale De Priest is the manager of Circuit Development and Document Control at ISS Sperry Univac. He has an associate degree in Electrical Engineering Technology from Central Technical Institute in Kansas City. He can be contacted at: 611 Galen Drive, San Jose, CA 95123.

MICRO™

MICRObits

(Continued from page 21)

OSI Screen Editor

Never retype a line with Edit-All. Dynamic insert/delete corrects any line on the screen. With user-definable scroll window and full cursor control and screen clear. For OS-65D systems - $19.95. Universe (by *Galaxian* author) plays like *Cobra Copter* - $14.95 tape/disk.

DMP Systems
319 Hampton Blvd.
Rochester, N.Y. 14612

OSI Superboard II, C1P

Star Chase: avoid and shoot the oncoming asteroids. 4K version - $7.95; 8K version -$9.95. *Star Fire*: Plays like *Defender*. 4K -$9.95; 8K - $12.95. *Spanish I*: Computer dictionary of Spanish words. 8K - $9.95 cassette only. Send for free catalog.

Swany's OSI Software
2652 37th West
Seattle, WA 98199

(Continued on page 105)

EDITRIX + GRAPHTRIX = THE MOST POWERFUL WORD PROCESSOR THIS SIDE OF A NEWSPAPER COMPOSITION ROOM

EDITRIX™
TEXT EDITOR

EASY TO USE
- HELP! Key
- Friendly, COMPLETE instructions that you or your secretary can understand.
- Easy to remember 1 or 2 keystroke commands.
- See your document formatted on the screen AS YOU EDIT IT.

POWERFUL
- 250 Column Horizontal Scrolling.
- Automatic Graphic Insertion and Formatting.
- Automatic Footnote Insertion.
- Underline - Superscript - Subscript - Search - Replace - Block Move.
- Full Printsize, Emphasis, Justify, Margin and Cursor Control.

FLEXIBLE
- Capital letters with ESC or Shift Key modification.
- To be supported by Data Transforms new headline generator coming soon.
- Printout through GRAPHTRIX to 11 different Printers WITHOUT CHANGING YOUR TEXT FILE!

REQUIRES: Apple II with 48K, Applesoft in ROM, DOS 3.3 and the GRAPHTRIX Matrix Graphics System

GRAPHTRIX™
TEXT PRINTER AND GRAPHICS SCREEN DUMP

EASY TO USE
- Complete READABLE documentation.
- Fully Menu Driven.
- Self-running Introduction and Demonstration.

POWERFUL
- Graphic Magnification, Normal/Inverse, Page Centering, Hi and Low Crop Marks, Title String.
- Automatic Formatting of Graphics in your Document.
- Print Size, Emphasis, Underline, Superscript, Footnotes, Chapters, controlled from your text file.

FLEXIBLE
- Prints ANY HI-RES Graphic your Apple II can create.
- Formats Text files from Applewriter OR EDITRIX.
- Use as a Menu Driven Screen Dump OR from in YOUR OWN Applesoft Program.
- Compatible with 11 different Matrix Line Printers AND 7 different Parallel Interface Cards.

REQUIRES: Apple II with 48K, Applesoft in ROM, DOS 3.3 and one of the following line printers: EPSON MX-70/MX-80/MX-100, ANADEX 9500/9501, IDS 440G/445G/460G/560G, CENTRONICS 739, MPI 88G, SILENTYPE.

FROM DATA TRANSFORMS, INC., THE GRAPHICS LEADER

EDITRIX and GRAPHTRIX are the trademarks of Data Transforms Inc., a division of Solarstatics Inc.
Apple II and Applewriter are trademarks of Apple Computer Inc.
(c) Copyright 1981 Data Transforms, Inc. 616 Washington, Suite 106, Denver, CO 80203 (303) 832-1501
All Rights Reserved

DR. DOBB'S JOURNAL

For Users of Small Computer Systems

with topics like:

Small-C
FORTH
Lisp
CP/M
S-100
Cross-assemblers
8086/8088
16-bit tech.
Pascal
Assembler
Compilers
Algorithms
8080/Z80
6502
etc.

Each issue includes:

- **valuable software tools**
- **algorithms & problem solving**
- **industry news**
- **important product reviews**

With in depth coverage of:

- **telecommunications**
- **systems programming**
- **language development**
- **machine independent programs**

and much, much more!

T4

Yes! Please enter my subscription for

☐ 1 yr. (12 issues) $25 ☐ 2 yrs. $47 (save $13 off newsstand)
☐ Please bill me ☐ I enclose check/money order

Name_____

Address _____

City_____ State_____ Zip_____

Are you ready?

DDJ, the world's foremost microcomputer publication, has been working for years to prepare its readers to be innovators, to lead the wave of breakthroughs in our changing technology.

Every issue of *Dr. Dobb's Journal* helps one to understand the nuts and bolts of small computer systems. We offer entire listings of valuable software: our pages have included compilers, cross-assemblers, editors, new languages, hardware interfaces and more – usually before anyone else thinks of them!

Even more important!

As valuable and significant as all those things are, there is an even greater reason for you to join forces with *DDJ*. That is the keen, responsive readership. Our subscribers share insights, correspond, and contribute to one another's work, more than any other group we know. They treat *Dr. Dobb's Journal* as a "hands-on" publication.

This warm cooperation has done more to refine software products, and generally to advance the state of microcomputer technology, than perhaps any other resource. And it is available to you through our pages!

For the straight Facts . . .

If you are a serious computing professional or enthusiast, then you should take a very close look at what *DDJ* offers you. We've been on the cutting edge since 1976.

Hardware Catalog

Name: **16 Plus Board**
System: Radio Shack Color Computer TRS-80
Memory: 16K
Description: The *16 Plus Board* expands the Color Computer memory from 16K to 32K quickly, easily and inexpensively. There is no soldering. It plugs in neatly under the RF shield cover. There are no software modifications to existing software and it is completely compatible with anticipated disk systems. Plus it allows the graphics display to reside anywhere within the 32K of memory.
Price: $84.95
Includes memory board and instructions
Available:
Computerware
P.O. Box 668
Encinitas, CA 92024
(714) 436-3512

Name: **CBM 8032P (Bi-Directional Printer)**
Memory: 1K RAM
Description: Low cost, high speed bi-directional printer. This new printer connects directly to a Commodore computer and is a 136-column printer with tractor and friction feed. The 8032P is dot-matrix, and prints 150 characters per second, prints all alphabetic and graphic characters available with a Commodore computer, as well as user-defined characters.
Price: $995.00
Available:
Commodore Business Machines, Inc.
Computer Systems Division
(through Commodore authorized dealers.)

Name: **Model 5000/D Computer Console Cabinet**
Description: Handsome, functional and portable cabinet, specially designed to house most of the components of a microcomputer system. In addition to providing ample space for the computer and disk drive units, the console includes a bookshelf for manuals, a top support for a printer or CRT terminal and a slide out stabilizer for servicing heavy units in extended position. The hinged rear door can be lifted off entirely for service access. Computer units are placed on sliding shelves, eliminating the need to mount rack slices on each chassis. An AC outlet strip with 6 grounded outlets, power switch indicator and circuit breakers are included.
Price: $795 list, OEM/Dealer discounts available
Includes Shepard casters. Options - Drawers which fit on any shelf in place of a computer unit. Standard finish gunstock walnut laminated plastic. Other colors/woodgrains and finishes and smoked tempered glass doors available.
Available:
Micro Solutions, Inc.
6305 Arizona Ave.
Los Angeles, CA 90045

Name: **AMS8000 Megabyter**
System: 8" floppy disk drive system
Memory: 2 megabytes, expandable to 4 megabytes
Language: DOS 3.3, CP/M, Pascal
Hardware: Shugart 850 drives, SVA ZVX4 Controller Card
Description: Dual-density, double-sided drive packages support single-density and single-sided disks.
Price: $2995
Includes cable, power supply fan in Apple-matching cabinet
Available:
All Apple Dealers

Name: **DATASAVER™ AC Power Back-up Unit**
Hardware: 90 Watt Micro-UPS for Microcomputers
Description: The *DATASAVER* continuously conditions and monitors the microcomputer line voltage while charging its own battery. Upon a brownout or loss of line voltage, the *DATASAVER* automatically transfers to battery operation within ½ cycle to assure uninterrupted AC power. Hold-up time is at least 15 minutes for Apple II, TRS-80 III, and OSBORNE 1 size units, and five minutes for Apple III.
Price: $395 (120VAC@60Hz)
$424 (220VAC@50HZ)
Includes proprietary voltage surge and transient suppressor
Available:
Microcomputer System Dealers
(substantial wholesale discounts available)
or factory direct:
Cuesta Systems, Inc.
3440 Roberto Court
San Luis Obispo, CA 93401
(805) 541-4160

Name: **TNW 1000, 2000, 232-D Dual Port and TNW 103 Low Speed Modems**
Description: TNW's serial interfaces are designed to interface RS-232 devices to the Commodore PET/CBM and other IEEE-488 bus-capable computers. Each unit can share the IEEE bus with other peripheral devices and each provides a connector for daisy-chaining. TNW's 103 is a full-service, auto answer, auto dial modem.
Price: $129 TNW-1000;
$229 TNS-2000;
$389 TNS-103;
$369 TNW-232D.
Available:
TNW Corporation
3444 Hancock Street
San Diego, CA 92110
(714) 296-2115
TWX 910-335-1194

Name: **8-Bit, 8-Channel A/D System**
System: Apple
Hardware: A/D System
Description: The Applied Engineering A/D board is an 8-bit, 8-channel, memory-buffered, data acquisition system. It consists of an 8-bit successive approximation A/D converter, an 8-channel multiplexer and 8×8 random access memory. The analog to digital conversion takes place on a continuous, channel sequencing basis. Data is automatically transferred to on-board memory at the end of each conversion. No A/D converter could be easer to use.
Price: $129 (Texas Residents add 5% sales tax.)
Available:
Applied Engineering
P.O. Box 470301
Dallas, Texas 75247
(214) 492-2027

Name: **Prism 80 and Prism 132 Column Printers**
Language: Full 96 ASCII characters/ additional resident sets
Description: Up to 200 CPS data speed (optional), 150 CPS proportional spacing; correspondence print quality; 9-wire staggered print head; cut sheet and pinfeed fanfold paper types; programmable features; print mode, line spacing, forms length, intercharacter spacing, margins, tabs; 10/12/16.8 CPI plus double width characters; fixed and proportional spacing; text justification; forms length control; line spacing; slew rate 7.5 IPS; parallel centronics compatible serial, RS-232 (DTR or XON/XOFF); baud rate up to 9600; graphics optional 84×84 DPI; cartridge ribbon. Options: cut sheet feeder, graphics, data speed, color printing, 9-wire in line head, special character set. (Above subject to change without notice.)
Price: $1995
Includes 132-column with color, sheet feeding and data speed. ($899 for 80-column without options.)
Available:
Representatives and Distributors;
over 900 retail outlets
(800) 258-1386

MICRO™

Write for MICRO!

MICRO Magazine is actively seeking articles to present to our unique audience of sophisticated computerists. We welcome contributions on any aspect of 6502/6809 hardware and software. And send us your latest ready-to-key-in program!

Each issue of **MICRO** presents articles on a wide range of systems and topics. In addition, each issue includes a special feature. Our Editorial Schedule for the rest of 1982 is shown below. Please send

material for:		to:	no later than:
September	68000	Marjorie Morse	June 11
October	Education	Marjorie Morse	July 9
November	Atari & Games	Mary Ann Curtis	August 6
December	PET	Loren Wright	September 10

Standard **MICRO** categories that may be included in any issue are:

I/O • BASIC Aids • Machine Language Aids • Graphics
Games • Applications • Programming Techniques • Utilities
Programming Languages • Hardware

Anyone who is interested in writing about networking or online database searching should contact Laurence Kepple, Senior Editor, either at **MICRO** (617/256-5515) or at 71535,231 on the CompuServe network.

Special Note to all MICRO authors: please begin sending your text as well as your programs in machine-readable format. This will enable us to edit the text with the help of word processing. Continue to include a printed text version as you include a printed program listing.

VIC PET APPLE SOFTWARE

NEW **GRAPHICS** - full screen super graphics package for the VIC. Adds 18 commands to BASIC. Draw detailed pictures using 152 X 160 points. Hires & Multicolor graphic modes on same screen! Switch between text and graphics screens with function keys. Save/load pictures to/from tape or disk. Requires 3K or 8K expander. With sample programs and user's manual. Price $25; manual only $5.

VIC/PET VIGIL - Interactive Games Language - Program your own or play the 9 games included. With 60+ powerful commands. Easy to learn. VIC version has color (requires 3K or 8K expander). Complete with user's manual. Price $35; manual only $10.

VIC/PET PIPER - the MUSIC MACHINE - Simplest way yet to compose, conduct and play music. Complete music control of notes, rests, volume, repeats, tempo, etc. Written in fast machine language. With sample compositions and user's manual. Price $25; manual only $5.

VIC HIRES/MULTICOLOR GRAPHICS UTILITIES - Add graphics to VIC BASIC. Requires no extra memory. Plot points, lines and boxes in fine detail - 104 X 152 points. With sample programs and user's manual. Price $15; manual only $3.

PET TINY Pascal PLUS+ - structured language alternative to BASIC. With Editor, Compiler and Interpreter. All programming constructs supported. With user's manual. Graphics or non-graphics versions. For NEW/4.0/8032. W/graphics(32K) - disk $50; cassette $55. W/O graphics(16K+)- disk $35; cassette $40; manual only $10.

NEW **APPLE II DYNASOFT Pascal** - complete Pascal development system with Editor, Compiler, Interpreter and Supervisor. All programming constructs and data types: scalars, char, array, pointer, integer. Hires, Lores and machine language interface. With sample programs and user's manual. Disk $50; Disk with complete machine readable source code $85; manual only $10.

PET TINY BASIC COMPILER - Produces true 6502 code. Supports all floating point operations. Subset of the full PET BASIC. Compiler listing optional with 16K version (included). With user's manual. For OLD/NEW/4.0/8032 and 8K+. Price $25; manual only $5.

PET MACHINE LANGUAGE GUIDE - Now in its ninth printing. Learn the hidden talents of your Old, New or 4.0 Rom PET/CBM. 30+ routines fully detailed. Price $9 ($11 foreign).

NEW **ABACUS** - Beautifully crafted Chinese abacus. Teach children basics of math or use as lovely decoration. With free 50+ page manual explaining use. Price $14.95 + $2.00 postage ($4.00 foreign).

ABACUS SOFTWARE
P. O. Box 7211
Grand Rapids, Michigan 49510
616 / 241-5510

master charge VISA

Unless noted, prices are for cassette. Add $3.00 per disk package. Foreign orders add $5.00 per package or $2.00 for manual only. All orders must be prepaid in US Dollars, VISA, MC, ACCESS, Eurocard.

ATARI® ❀ OHIO SCIENTIFIC

COMING SOON: AFFORDABLE ATARI SOFTWARE FROM PRETZELLAND. IF YOU'RE TIRED OF PAYING $30- $50 FOR QUALITY GAMES, SEND FOR OUR ATARI SOFTWARE LIST TODAY!

--MACHINE CODE GAMES FOR OHIO SCIENTIFIC--
TWO NEW ORIGINAL ARCADE GAMES FROM DAVE EDSON

OUTPOST TAKE THE SHIP MOVEMENT FROM ASTEROIDS, THE SWARMING ALIENS FROM SPACE INVADERS, AND THE RUBBER, BOUNCING SHIP FROM OMEGA SYSTEM AND YOU'RE BEGINNING TO GET AN IDEA OF WHAT THIS ONE IS LIKE! THE FUEL CELL FROM YOUR OUTPOST HAS BEEN STOLEN BY ALIENS AND IS DRIFTING IN SPACE. YOU HAVE TO RECOVER IT AND BRING IT BACK INSIDE. MEANWHILE, SPACE AROUND YOU IS FILLED WITH ALL SORTS OF NASTY THINGS LIKE REPRODUCERS AND BLOCKS, NOT TO MENTION THE ALIENS- UP TO 20 OF THEM BOUNCING AROUND AT A TIME! TO MAKE MATTERS WORSE, THE OUTPOST ITSELF IS CONSTANTLY ROTATING LIKE A STAR CASTLE, SO YOU'VE GOT TO RE-ENTER CAREFULLY, OR YOU'LL GO BOUNCING OFF ACROSS THE GALAXY! 1 OR 2 PLAYER, 8K C1P CASSETTE ONLY! $11.95

Diamond Run THIS TIME, IT'S "RIP-OFF" IN REVERSE! UP TO FOUR RADAR CONTROLLED GUNS ARE CONSTANTLY CIRCLING AROUND AND AROUND, GUARDING A HUGE VALUABLE DIAMOND INSIDE A FORTRESS. YOU HAVE TO BLAST YOUR WAY IN, STEAL THE DIAMOND, THEN BLAST YOUR WAY BACK TO SANCTUARY. IF YOU MAKE IT, THE DIFFICULTY LEVEL GOES UP AND YOU CAN TRY IT AGAIN, BUT KEEP A LOOK-OUT FOR THE KILLER PLANE! IT WILL FOLLOW YOU OUTSIDE THE FORTRESS AND TRY TO CATCH YOU BEFORE YOU CAN ESCAPE WITH ITS DIAMOND! DIAMOND RUN IS AVALIABLE FOR 8K C1P CASSETTE MACHINES ONLY! $11.95

Introductory Offer: EXPIRES 5/30/82

HERE'S A SPECIAL DEAL FOR MACHINE CODE LOVERS- TAKE BOTH OF THESE NEW DAVE EDSON SOFT PRETZELS FOR ONLY $20.00!

PLEASE ADD 10% FOR SHIPPING ON TAPE ORDERS ONLY.

SEND $1.00 FOR OUR PHOTO-ILLUSTRATED CATALOG OF OHIO SCIENTIFIC SOFTWARE AND GET A $1.50 CREDIT ON YOUR FIRST ORDER.

PROGRAMS AVAILABLE ON CASSETTES ONLY!

Pretzelland Software
2005 D WHITTAKER RD.
YPSILANTI, MI. 48197

APPLE **201 839-3478** **hardware**



PARALLEL PRINTER CARD

A Universal Centronics type parallel printer board complete with cable and connector. This unique board allows you to turn on and off the high bit so that you can access additional features in many printers. Use with EPSON, ANADEX, STARWRITER, NEC, OKI, and other with standard Centronics configuration $139.00

DOUBLE DOS Plus

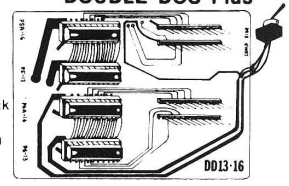

DOUBLE DOS Plus—a piggyback board that plugs into the disk controller card so that you can switch select between DOS 3.2 and DOS 3.3.

Nothing needs to be soldered, just plug in and go. Since all four ROMS are used, all software will work, the ROMS fit on the back of the board allowing full use of slot #7 One set of ROMS is powered up at a time.

DOUBLE DOS Plus requires APPLE DOS ROMS **$39.00**

201 - 839-3478
software
APPLE 48K

AGAIN! Ahead of all others.

AUTO-LOAD PARAMETERS
EXPANDED USER MANUAL
TRACK/SECTOR EDITOR
DISK DIAGNOSTICS
PROGRAM MODIFICATION
FAST & MORE ACCURATE

NIBBLES AWAY II
THE ULTIMATE NEW AND IMPROVED DISK BACKUP SYSTEM

NIBBLES AWAY II, second edition, is a greatly enhanced and improved version of our earlier product NIBBLES AWAY. Many new and exciting features have been implemented in **NIBBLES AWAY II** to insure State of the Art reliability.
Other similar systems on the market today (regardless of price) can't begin to compare with all the features built into **NIBBLES AWAY II**.



Updates will be made available to all earlier versions through COMPUTER applications for a modest charge of Ten Dollars, to cover manual, Diskette, and Postage & Handling. include NAME and SERIAL # of ORIGINAL

ONLY **$69**

ERASES THE SOFTWARE BACK-UP BLUES

Dealer Inquiries Invited.

3D Robot Tank Fast Machine Language. 3D Hires Animation Arcade game with sound. Look out of your turret and try to blast the enemy tanks and saucers.

3D Animation adds to the effects and use of the game paddles or joystick give you command of your tank. **ONLY $29.95**

Super PIX **HIRES SCREEN DUMP**

The Software package that will allow your printer to dump page 1 or page 2 of the Apple Hires screen horizontally or vertically. Use with EPSON® MX-80 with or without GRAFTRAX™ Roms, MX-70 - OKI®Microline 80, 82, 83, 82A, 83A - C ITOH™ 8510 and NEC. Requires Tymac Parallel Printer Board PPC-100. MX-80 Version $39 all others $24.95

THE APPLE CARD—Two sided 100% plastic reference card Loaded with information of interest to all Apple owners $3.98

MasterCard VISA

MICRO-WARE DIST. INC. **P.O. BOX 113 POMPTON PLAINS, N.J. 07444**

MICRO™ Software Catalog

Name: **Color Editor**
System: TRS-80C
Memory: 32K
Language: Assembly Language
Description: *Color Editor* is used for program development and text processing. It allows use of the upper and lower case features of the Color Computer and can print letters or programs on a printer attached to the RS-232 port. It has change and search commands that work on one or all lines and can copy or move sentences or paragraphs anywhere in the file. Lines can be inserted, deleted, or moved. Your work can be saved and later retrieved on cassette.
Price: $29.95 includes cassette and instructions
Available:
Computerware
P.O. Box 668
Encinitas, CA 92024
(714) 436-3512

Name: **The Merger VisiBlend**
System: Apple II or Apple II Plus
Memory: 48K
Language: Applesoft in ROM
Hardware: Disk II
Description: *The Merger* is a utility that aids users of *The Data Factory* and *The Invoice Factory*. Merge data from fields in either program into those of another file. *VisiBlend* allows users of VisiCalc™ to combine the data in multiple VisiCalc™ files, merging data across files. (VisiCalc is a trademark of Personal Software, Inc.)
Price: $50 each
Available:
Micro Lab
2310 Skokie Valley Rd.
Highland Park, IL 60035

Name: **PET Library Card Maker**
System: PET
Memory: 16K
Language: BASIC
Hardware: IDS 460 printer
Description: Prints a full set of library cards on tear-off card stock. The information is typed once to the PET screen. You can preview the card, make corrections, then with one keystroke, print a set of up to 7 library cards. The program does all the formatting. A tape file can be made. For all small libraries.
Price: $80 - Canadian
Includes cassette tape
Author: J. Horemans
Available:
M&W Computer Stores
Sheridan Corporate Centre
2155 Leanne Blvd., Unit 3
Mississauga, Ontario
Canada L5K 2K8

Name: **Inventory System**
System: OS65U
Memory: 48K
Language: BASIC
Hardware: OSI C-2 or C-3 series
Description: *Inventory System* is an integrated portion of EIS General Accounting Systems. It has perpetual inventory, sales invoicing, accounts receivable, bills of materials, and interrelated purchase orders; information on availability, cost ordering of low or out-of-stock inventory items.
Price: $1,200.00
Includes three program disks and a step-by-step user's manual.
Available:
Electronic Information Systems, Inc.
P.O. Box 5893
Athens, GA 30604
(404) 353-2858

Name: **Turf Management**
System: OSI C4P MF
Language: BASIC under OSI 65D
Hardware: Disk drive, optional printer
Description: A program that provides the characteristics of eight common grass species, giving optimum growing conditions, use, techniques for establishment, lime and fertilizer requirements, and pest management and control for general insect and weed problems. Rates of seed required for establishment and amounts of chemicals needed for each required application can be calculated given the dimensions of the area. The program can be customized to suit the area of the country and availability of chemicals used for fertilizer and pest control.
Price: $100.00
Includes 5¼" disk and documentation ppd. Modification to operate with other systems can be requested.
Author: J. Benton Jones, Jr.
Available:
Benton Laboratories, Inc.
P.O. Box 5455
Athens, GA 30604

Name: **SCORE: The Academic Assistant**
System: Apple II Plus (or Apple II with Applesoft on firmware card)
Memory: 48K
Language: Applesoft and machine
Hardware: 80-column printer; optical mark reader (Chatsworth, HEI or Scan-tron) highly recommended
Description: *SCORE* is a comprehensive set of programs which will score multiple choice tests, conduct comprehensive item analyses, maintain academic records, prepare frequency distributions, and individulazied student feedback, and much more. This package interfaces the Apple with the Chatsworth, HEI, or Scan-tron optical mark readers.
Price: $395.00
Includes program disk, back-up disk, data disk, comprehensive manual, ongoing support
Author: Bryan Hendricks, and Bob Bermant
Available:
Scientific Software Assoc., Ltd.
P.O. Box 208
Wausau, WI 54401
(715) 845-2066

Name: **Napoleon's Campaigns: 1813 & 1815**
System: Apple II
Memory: 48K
Language: Applesoft in ROM
Hardware: Disk Drive
Description: Corps-level game simulating the last campaigns of Napoleon: Leipzig and Waterloo. Displayed on 18 × 21 hex grid maps in hi-res graphics. Computer acts as corps commander.
Price: $59.95
Includes one diskette, rulebook, player aid card, two-sided map boards, 100 counters.
Available:
Strategic Simulations, Inc.
465 Fairchild Drive
Suite 108
Mountain View, CA 94043

Name: **TRS-80 Color Computer Learning Lab (26-3153)**
System: TRS-80 Color Computer
Memory: 4K, 16K, 32K
Language: Color BASIC
Hardware: Cassette
Description: A new self-instruction system that teaches user how to program in Color BASIC. Allows student to develop gradually through writing and editing longer, more complex programs. Example programs are practical and can be used for educational, family and personal purposes. The lab is divided into three sections: introduction to the computer; programming the computer; programming guides and tools to make programming easier, faster and more fun. The lessons take full advantage of color graphics and sound available from the TRS-80 Color Computer.
Price: $49.95
Includes eight program cassettes and 30-lesson text
Author: Radio Shack
Available:
Radio Shack

(Continued on page 94)

FUNTASTIC!

DATAMOST

9748 Cozycroft Ave.,
Chatsworth, CA 91311
(213) 709-1202

Software Catalog *(Continued)*

Name: **The Terrapin Logo Language**
System: Apple II or Apple II Plus
Memory: 64K, 48K Apple with 16K memory extension
Language: Terrapin Logo Language
Hardware: 1 disk drive
Description: The Logo language is the most powerful interpretive language ever devised for the Apple II. Yet, it is probably the easiest to use as well. It is designed so that young children can easily control the power of computers without having to know how to program. However, advanced programmers will enjoy the many features common to artificial intelligence research languages permitting programs of great power to be written quickly and easily. (Language is licensed by Mass. Institue of Technology.)
Price: $149.95
Includes language disk, utilities disk and documentation including tutorial and technical manual
Author: Leigh Klotz, Pat Sobalvarro, Steve Hain
Available:
Terrapin, Inc.
678 Massachusetts Ave.
Cambridge, MA 02139
(617) 492-8816

Name: **Alkemstone™**
System: Apple II, Apple II Plus, Apple III
Memory: 48K
Language: Machine
Hardware: DOS 3.3
Description: *Alkemstone*, is a computer adventure which offers a $7500 cash reward to the first person who can recover the missing Alkemstone. The quest for the Alkemstone will lead the player through underground paths of the lair of the original owner. There are unusual messages, fragments of words, sketches and other clues written on the walls. Some items are distributed randomly, so that one may be visible numerous times while some will only appear once in several trips. Each trip will result in a different combination of possible hints. If all bits of information are pieced together correctly, then the location of the Alkemstone will be obvious.
Price: $39.95
Includes 1 disk, 24-page booklet
Author: Level-10
Available:
Level-10, a division of Dakin5 Corp.
7475 Dakin St.
Denver, CO 80221
or local Apple dealer

Name: **Chem Lab Simulations #3 and #4**
System: Apple II
Atari 800
Memory: 48K
Language: Applesoft or Atari BASIC
Hardware: 48K Apple II with disk drive or 40K Atari 800 with disk drive
Description: High Technology Software Products, Inc., is pleased to announce the third and fourth additions to its series of chemistry laboratory simulations. *Chem Lab Simulations #3* contains four calorimentory experiments through which Hess' Law is demonstrated. *Chem Lab Simulations #4* utilizes two capillary tube experiments to illustrate principles of thermodynamics. Designed for college-level introductory chemistry courses, these simulations are also well suited for advanced high school students.
Price: $100 each
Includes program diskette, 3-ring binder with complete documentation.
Author: J.I. Gelder
Available:
High Technology Software Products, Inc.
2201 N.E. 63rd St.
P.O. Box 14665
Oklahoma City, OK 73113
or computer retailers

Name: **K-RAZY Shoot-Out**
System: Atari 400/800
Memory: 8K ROM
Language: 6502 machine
Description: Fast action game.

(Continued on page 96)

Have you experienced a S.A.G.A. recently?

ADVENTURES

Scott Adams' Graphic Adventure™

The Scott Adams Adventure series for the Apple II is now better than ever. The new Scott Adams Graphic Adventure series features voice, lowercase, and full color, high resolution graphics.

★ A jam-packed disk, with both sides used, contains the Adventure and the full color hi-res pictures which are stored using new, special state-of-the-art techniques.

★ Each screen was drawn using a palette of over 100 colors and textures. Each work of art was designed and entered by a professional artist.

★ Both the VOTRAX Type-'N-Talk™ voice synthesizer and lower case hardware are supported.

★ Your printer is supported, too! With a single keystroke you can print your Adventure **as you play** to create a log of your journey.

The 12 Scott Adams Adventures
Adventureland • Pirate Adventure • Mission Impossible • Voodoo Castle • The Count • Strange Odyssey • Mystery Fun House • Pyramid of Doom • Ghost Town • Savage Island-Part 1 • Savage Island-Part 2 • Golden Voyage

WHO ARE YOU THIS TIME?



Are you the seeker of lost treasures in an enchanted realm of magical beings? Perhaps you're an astronaut, thousands of light years from earth, searching the galaxy's rim for the fabulous treasures and advanced technologies of a long-dead civilization. Maybe you're the plunderer of ancient pyramids in a maddeningly dangerous land of crumbling ruins and trackless desert wastes.

Imagine.

You wish to soar to other worlds, to behold wonders never beheld by mortal eyes, to dream unrestrained to the furthest limits of your imagination.

Imagine now that you can.

The ADVENTURE SERIES by Scott Adams has been reviewed by **every** major microcomputing magazine, receiving only the highest praise for its mind-puzzling challenge & refreshing originality. Tens of thousands of adults and children have matched wits with the Adventure Master. Now, it's your turn. If you crave the challenge and panorama of the exotic, touched with sparkling humor, then the Adventure Series is for you.

With the incredible Adventure Series by Scott Adams,
YOU ARE WHOMEVER YOU WANT TO BE, WHENEVER YOU WANT TO BE!

	SINGLE TAPE	12 PACK TAPE	SINGLE DISK	TRIPLE DISK	12 PACK DISK
APPLE	$19.95 24K	$129.95† 24K	$29.95* 48K	$69.95* 48K	—
ATARI	$19.95 24K	$129.95† 24K	—	$39.95 40K	$129.95† 48K
CP/M (Z-80)	—	—	—	—	$129.95†
TRS-80 MOD 1&3	$19.95 16K	$129.95† 16K	—	$39.95 32K	$129.95† 32K
TRS-80 MOD 2	—	—	—	—	$129.95

PRICES SUBJECT TO CHANGE WITHOUT NOTICE

Adventure Hint Book (All 12)	$ 7.95
Adventure Hint Sheet (Single)	1.00
Commodore VIC (Cartridge)	39.95
T.I. 99/4 (Tape or Disk)	29.95

Requires Adventure Command Module

*Scott Adams' Graphic Adventure Series Apple Disks Full Color Hi-Res Graphics.
†12 Adventure Hint Book Incl.

SHIPPING & HANDLING ARE EXTRA

Adventure INTERNATIONAL
A DIVISION OF SCOTT ADAMS, INC.
© 1982

BOX 3435, LONGWOOD FL 32750
(305) 862-6917 (QUESTIONS)
ORDER FROM YOUR FAVORITE DEALER
or CALL TOLL FREE (800) 327-7172
(ORDERS ONLY PLEASE A.I. #119)

Software Catalog *(Continued)*

You're trapped in an alien fortress and you must clear your sector of alien droids and proceed to the next sector. Each sector is more challenging and demanding with faster and more aggressive droides. Available in solid state ROM pack.

Price: $49.95
Includes ROM pack and multi-color 12 page instruction booklet.

Author: K-BYTE

Available:
K-Byte
1705 Austin
Troy, Michigan 48099
or your dealer

Name: **Debug**
System: OSI C1P/MF, C4/MF
Memory: No Additional
Language: Machine
Description: This machine-code program is used with OSI's Extended Monitor to provide single stepping of your computer to trace machine-code programs one instruction at a time. As you step through the program the display will show the mnemonic instruction before it is executed in the same form as the disassembler shows it. You can set high and low trace limits; this lets the program execute without displaying the instructions until the address is within these limits. The third feature is the ability to set a breakpoint. This will let you stop execution at any address in memory. This breakpoint, and tracing, can be done in ROM.

Price: $12.95
Includes 5¼" disk, documentation.

Author: Dave Pompea

Available:
DMP Systems
319 Hampton Blvd.
Rochester, N.Y. 14612

Name: **UTIL1**
System: AIM 65
Memory: 16K
Language: AIM Assembler
Hardware: Standard AIM
Description: *UTIL1* is a 2K extension of the AIM 65 monitor. It interfaces to AIM *via* the user I/O ports and the user function key 3. It adds 18 commands to AIM. Eight of these are associated with a Buffer Manager that gives AIM a virtual I/O capability. Up to 8 I/O devices are emulated in RAM. This gives the AIM editor move and copy capability. These I/O devices can be used with any AIM firmware or software that uses the AIM Active Output Device (AOD) and the Active Input Device (AID). An additional 10 commands provide utilities such as memory display, search and move, and an offset loader for AIM object files.

Price: $25 object on cassette
$5 16-page manual
$25 commented assembly listing
Includes object assembled to your specified address.
Should reside at top of RAM.
Specify Address.

Author: Joel Swank

Available:
Nehalem Bay Software
P.O. Box 2006
Beaverton, OR 97075

Name: **Creature of the Maze**
System: Ohio Scientific
Memory: 8K
Language: BASIC-in-ROM
Hardware: Challenger C1P or Superboard Series I or II
Description: Incredibly realistic 3-D graphics lock you into combat with the "Creature of the Maze." Each game starts with a new and different maze, created and displayed for you to ponder, but only for a short moment. Then the screen clears and you find yourself looking down long corridors, peeking around corners and searching for your enemy. The hallways explode with your lazer blasts as the message across the screen spells out, "The monster is near." Tremendous fun with ten skill levels and hundreds of maze sizes to choose from.

Price: $14.95
Includes cassette, user's manual with objectives, options, and suggestions for modification

Author: John H. DeRosa

Available:
Dee Products
150 Birchwood Road
Lake Marion, IL 60110

MICRO

MORE MORE MORE FUN! FUN!

6 Ports & a Joy of a stick

. . . to expand your Apple's* fun & convenience.

Our exclusive EXPANDAPORT gives outside-of-the-Apple convenience! No more opening the cover. Just install EXPANDAPORT...and plug in joy sticks, printer, light pen etc. Comes complete with speaker for greater sound. Only **$69.95**.

This JOY STICK's a joy to use. Its heavier metal case doesn't slip or slide like plastic. And the very sensitive switch's guaranteed for 1,000,000 pushes. Better control and reliability, only **$59.95**.

At computer stores, or:

DATAMOST
9748 Cozycroft Ave.
Chatsworth, Ca 91311
(213) 709-1202

VISA/MASTERCHARGE accepted. 3% shipping/handling charge. (California residents add 6% tax)
*Apple is a trademark of Apple Computer, Inc.

SoftSide™



CAN'T AFFORD SOFTWARE? READ THIS:

If the high price of commercial software and the lack of clear information about your microcomputer has got you down, here's the solution you've been waiting for!

SoftSide Magazine

SoftSide is a favorite of computer users and hobbyists alike. They rely on it as a prime source of programs, reviews and articles for the Apple™, ATARI®, and TRS-80® microcomputers. **SoftSide** is the magazine for the microcomputer owner who wants to learn BASIC programming, learn MORE about BASIC programming, or just wants to have FUN! **SoftSide** gives you the BASIC code listings of several programs — adventures, utilities, games, simulations, you name it — for your computer EVERY MONTH.

There's more:

- **Reviews** — of the software and hardware products you want to know about.
- **Articles** — about all aspects of BASIC programming.
- **Tutorials** — on graphics, use of important commands, and more.
- **Programs** — each month **SoftSide** publishes a variety of program for the Apple, ATARI® and TRS-80®.
- **Columns** — which discuss different topics including: computer graphics, picking the right modem for you and marketing your software — just to name a few.
- **Input from our readers** — each month we devote a space in the magazine to let our readers give us some feedback about **SoftSide**.
- **Hints & Enhancements** — programmers and readers provide us with enhancements to our programs, and programming tips.

As you can see, you'll receive pages and pages of information and entertainment from SoftSide. But here's the best part:

A subscription to SoftSide is just $24 a year. That's 12 issues for only $2 each! What a value!

☐ **YES! Send me the first copy of my SoftSide subscription right away!**

$24/yr for USA and Canada only. For orders to APO/FPO or Mexico — $40/yr. Other foreign orders — $62/yr.

I own a ☐ Apple ☐ ATARI® ☐ TRS-80®

Name _____
Address _____
City/State _____ Zip_____

☐ Check is enclosed
☐ MasterCard ☐ VISA

Name of Cardholder _____
MC# and Interbank#/VISA# _____
Exp. Date _____
Signature _____

NEW LOW PRICE
DIRECT FROM MANUFACTURER
$120.00

EXPAND ☆ ENHANCE



16K RAM EXPANSION BOARD FOR THE APPLE II* $120.00

The Andromeda 16K RAM Expansion Board allows your Apple to use RAM memory in place of the BASIC Language ROMs giving you up to 64K of programmable memory. Separate Applesoft* or Integer BASIC ROM cards are no longer needed. The 16K RAM Expansion Board works with the Microsoft Z-80 card, Visicalc, DOS 3-3, Pascal, Fortran, Pilot, and other software. A switch on the card selects either the RAM language or the mainboard ROMs when you reset your Apple.

The Andromeda 16K RAM Expansion Board has a proven record for reliability with thousands of satisfied customers.

Now with One Year Warranty.

ANDROMEDA
INCORPORATED
Greensboro, NC. 27410
P.O. Box 19144

919 852-1482

VISA
master charge
THE INTERBANK CARD

Price for Andromeda 16K RAM expansion board now only $120.00. Please add $5 for shipping and handling. North Carolina residents add 4% sales tax.

*DEALER INQUIRIES WELCOME.

Dr. William R. Dial
438 Roslyn Avenue
Akron, OH 44320

6809 Bibliography

18. Commodore Interface (July, 1981)

Anon., "Super PET," pg. 18-20.
Questions and answers on the new Super PET based on a 6502 plus 6809.

19. MICRO No. 41 (October, 1981)

Puckett, Dale L., "The 6809 and the S-50 Bus," pg. 68-73.
The 6809 is much easier to work with than the 6800, and the programs are about 30 percent shorter and run about 30-40 percent faster.

Steiner, John, "The Radio Shack Color Computer: A 6809-based System," pg. 9-10.
The TRS-80 Color Computer is one of the most popular and versatile 6809-based systems to date. An outline of the features is given.

20. Apple Assembly Line 2, Issue 1 (October, 1981)

Wiggs, Chris and Sander-Cederlof, Robert, "6809 Cross Assembler," pg. 12.
Patches for the S-C Assembler Version 4.0 are available to give a brand new assembler for the 6809.

21. MICRO No. 42 (November, 1981)

Steiner, John, "Lunar Lander," pg. 41-44.
Animated graphics in BASIC for the 6809-based TRS-80 Color Computer.

Capouch, Brian, "OS-9 and the 6809: Revolutionary Tools," pg. 81-86.
The Microware OS-9 operating system is an advanced software package for the 6809. Also described is BASIC09, a high-level programming system (alternative to a BASIC interpreter or compiler). Illustrative listings of a pair of BASIC09 procedures in source code are given.

22. FWAUG Newsletter 2, No. 6 (October, 1981)

Hardenburg, Hal and McVay, Ray, "Concerning the 6502 and 6800," pg. 25-26.
Notes comparing the 6502, 6809 and the 68000 microprocessors, including a report that the Apple in the future may use the new 68000 microprocessor.

23. BYTE 6, No. 11 (November, 1981)

Walker, Gregory, "Toward a Structured 6809 Assembly Language, Part 1," pg. 370-382.
An introduction to structured assembly language for the 6809.

24. Stems From Apple 4, Issue 9 (September, 1981)

Hardenbergh, Hal W., "To Persons Interested in Both the 6502 and the 6800," pg. 5-14.
A comparison of the 6502, 6809 and the 68000 microprocessors, including an assembly language program for the 68000 multiply routine.

25. Compute! 3, No. 10, Issue 18 (November, 1981)

MacLean, Bill, "SuperPET: A Preview," pg. 38-40.
A rundown on the SuperPET micro which incorporates both the 6502 and the 6809.

26. BYTE 6, No. 12 (December, 1981)

Barden, William, "Color Computer from A to D," pg. 134-160.
A detailed look at the Radio Shack TRS-80 Color Computer, based on the 6809 microprocessor.

Walker, Gregory, "Toward a Structured 6809 Assembly Language," pg. 198-228.
Part 2 discusses implementing a structured assembler.

27. KB Microcomputing 5, No. 12, Issue No. 160 (December, 1981)

Stark, Peter A., "68XX Secrets," pg. 116-130.
A review of Dynamite, a good disassembler running on a 6809 FLEX 9 disk operating system. Notes on building a 6809 48K system.

28. Compute! 3, No. 12 (December, 1981)

Anon., "A Look at SuperPET," pg. 130-132.
Features of the CBM SuperPET and several useful utilities for this 6809-based system.

29. Compute! 4, No. 1, Issue 20 (January, 1982)

Mansfield, Richard, "BRANCH NEVER and QUIF Assembling on SuperPET," pg. 146-149.
Discussion of using some of the special 6809 statements available when assembling on the SuperPET.

30. MICRO No. 44 (January, 1982)

Tenny, Ralph, "Experimenters and the Color Computer," pg. 18-22.
A summary of the normal capabilities of the TRS-80 Color Computer and an examination of the unit's I/O capability. Also information on hardware for I/O use.

31. Apple Assembly Line 2, Issue 3 (December, 1981)

Sander-Cederlof, Bob, "EXCEL-9: A 6809 Card with FLEX," pg. 1.
A board with a 6809E CPU, 8K of ROM and an interval timer with built-in linkage routines for calling 6809 routines from Applesoft, Integer BASIC, or from 6502 machine language.

32. KB Microcomputing 6, No. 1, Issue 61 (January, 1982)

Wolf, Michael A., "Changing Chips in Midstream," pg. 96-100.
Discussion of the use of the 6809 microprocessor in the Radio Shack Color Computer.

33. KB Microcomputing 6, No. 2, Issue 62 (February, 1982)

Stark, Peter A., "6800 Secrets," pg. 84-98.
More bench tests on various microprocessor-equipped systems. Includes several related to the 6809 chip.

34. MICRO No. 45 (February, 1982)

Garrett, Leo E., "Utilities for the Color Computer," pg. 9-15.
A versatile routine allowing TRS-80 Color Computer users to dump or disassemble the 6809 or ASCII code in any section of memory, including the BASIC or expansion ROMs.

Staff, "MICRO Software Catalog," pg. 117-121.
Includes items of software for 6809 systems.

MICRO™

Dr. William R. Dial
438 Roslyn Avenue
Akron, OH 44320

6502 Bibliography

1. MICRO No. 43 (December, 1981)

Traeger, John C., "Data Collection with Your Micro," pg. 9-11.

How to construct and implement an interface which enables high-speed sampling and recording of experimental data. Written for an AIM 65, it is readily adapted to any 6502 microprocessor with either a 6502 or 6222 interface adapter.

2. PEEK(65) 2, No. 12 (December, 1981)

Cook, William H., "Add an 8-Inch Floppy to the C2-4F/C4P," pg. 2-4.

A hardware article for OSI users. Modifications for the 502 CPU board and detailed information on the interconnections of the 470 Floppy Disk Controller board with the disk drive are given. Thirteen signal lines are run to the Siemens FDD 100-8 drive.

3. BYTE 6, No. 12 (December, 1981)

Jacobs, Jacob R., "Generating Programs Automatically," pg. 352-362.

Let your Apple II do the programming. Three programs are written in Applesoft BASIC. These utilities help set up your desired program with data entry, data output, instructions, etc. Sample dialogs in running the program are given in the article.

4. BYTE 6, No. 12 (December, 1981)

Kopp, Gregory L, "Discovering Atari's 'Hidden' Graphics," pg. 98-102.

Improper graphics commands on the Atari often leads to unexpected results. Some of these undocumented commands may be used to advantage. A chart of useful 'hidden' commands are given and example listings demonstrate the effect.

5. Apple-Dayton 2, No. 12 (December, 1981)

Brungart, David L., "Organizing Applesoft," pg. 19-25.

Listing and dicussion of a program utility package used to set up temporary utility routines to ease the task of writing Applesoft programs in an orderly manner.

6. KB Microcomputing 5, No. 12, Issue No. 60 (December, 1981)

Young, John E., "Poor Man's Memory Expansion for the OSI," pg. 56-60.

An inexpensive way to expand the memory of the Superboard II or Challenger C1P. Instead of using a $300 OSI 610 expansion board, a method to implement a $30 16K static RAM board is described.

7. Call —A.P.P.L.E. 4, No. 9 (November/December, 1981)

Anon., "Puffin," pg. 13-42.

A DOS to Pascal File Converter for the Apple. A menu of four commands is presented: Catalog, Display, Transfer and Quit. Earlier a program called Huffin to convert Pascal files back to DOS was published (Call —A.P.P.L.E. Oct., 1982).

8. Softalk 2, No. 4 (December, 1981)

Coats, Douglas E. and Waldman, Cye H., "FORTRAN," pg. 160-172.

Comparisons of Apple FORTRAN and Microsoft FORTRAN for the Apple. Includes versions using "The Mill" and the Softcard accessories for the Apple.

9. Nibble 2, No. 8 (December, 1981)

Exner, Chris; Guy, Rudy; and Harvery, Mike, "Trend Reporting, Analysis, and Control," pg. 7-29.

A group of three extensions to the Apple-based TRAC system. Budget TRAC allows you to be aware of where your money goes, TRAC Spending Graph will graph the data in hi-res, and TRAC Plus shows how to get the best use of the system.

10. Creative Computing 7, No. 12 (December, 1981)

Brewster, Keith, "Who's Afraid of the Big Bad Matrix?", pg. 168-173.

Arrays and Matrix operations on the Atari are discussed and illustrated with numerous listings.

"YOUR SALVATION IN THE SEA OF INFLATION"

ARK COMPUTING

80 Column Card & 16K RAM Board Sale

The best price available on a 80-Column for your APPLE.
Wizard-80 by Wesper-Micro
RP $345.00 ARK $225.00

16K Ram Board ARK $ 89.00
32K Ram Board ARK $139.95
- with 16-K ram installed -
(add $ 20.00 for full 32-K ram installed)

LOWER CASE PLUS II by Lazer Microsystems.
The Lazer MicroSystems LCP II is the LCA value for the budget minded APPLE II owner. Works with all Revision 7 and Later APPLE II's. Includes Basic and Pascal software on disk. Works with many popular word processors.

ARK's LOW PRICE of $ 19.95

For people who demand the best

The best Lower Case Adapter available for the APPLE II.
LOWER CASE PLUS by Lazer MicroSystems.
This feature packed board has twice the features of competing boards.
The only LCA that works with VISICALC and is recommended by Stoneware for DB MASTER.
FEATURES:
- -Expandable to 4 character sets (2 on board)
- -Inverse only mode
- -Includes graphics & ASCII
- -Compatible w/most word processors available.

AND WITH ARK's LOW PRICE THERE'S NO REASON TO PURCHASE ANY OTHER.

RP $ 64.95 ARK $44.95

Remarkable value in Keyboard Enhancers.
The Lazer MicroSystems Keyboard +Plus with these features:
- -64 character type ahead buffer
- -Buffer can be cleared & disabled
- -Works on all APPLE II's
- -Lets you use the shift-key as a typewriter shift-key, allowing you to enter directly the 128 ASCII character set from the APPLE keyboard.

KEYBOARD +PLUS
RP$ 99.95 ARK $ 69.95

THREE EXCITING PRODUCTS. A ONCE IN A LIFETIME DEAL. LOWER CASE PLUS+, KEYBOARD PLUS+, & AN 80-COLUMN BOARD ALL FOR LESS THAN THE NORMAL COST OF THE 80-COLUMN BOARD ALONE.

ARK $299.95

software

By LAZER

-ANIX 1.0: A set of incredible disk utilities w/ UNIX like Operating System.
ARK $ 34.95

-LAZER PASCAL: A unique systems programming language with many features of the 'C' programming language.
ARK $ 29.95

-DISASM/65: Most popular disassembler for the APPLE II.
ARK $ 19.95

By DATAMOST

-SNACK ATTACK: RP$ 29.95 ARK$ 19.95
-THEIF: RP$ 29.95 ARK$ 19.95
-CONEY ISLAND: RP$ 29.95 ARK$ 19.95
-6502 ASSEMBLY by RANDY HYDE: RP$ 19.95 ARK$ 15.00

By BRODERBUND

-MIDNIGHT MAGIC: RP$ 34.95 ARK$ 24.95
(Best Pinball game we've seen yet)
-APPLE PANIC : RP$ 29.95 ARK$ 19.95
-SPACE QUARK : RP$ 29.95 ARK$ 19.95
-RED ALERT : RP$ 29.95 ARK$ 19.95
-TRACK ATTACK : RP$ 29.95 ARK$ 19.95
-GENETIC DRIFT : RP$ 29.95 ARK$ 19.95
-SPACE WARRIOR : RP$ 24.95 ARK$ 17.95

By ON-LINE SYSTEMS

-MOUSKATTACK : RP$ 34.95 ARK$ 24.95
-CROSS FIRE : RP$ 29.95 ARK$ 21.95
-CRANSTON MANOR: RP$ 34.95 ARK$ 24.95
-ULYESSES : RP$ 34.95 ARK$ 24.95
-SOFTPORN ADV : RP$ 29.95 ARK$ 21.95
-TIME ZONE : RP$ 99.95 ARK$ 75.95
-LISA 2.5 : RP$ 79.95 ARK$ 59.95
-SPEED/ASM : RP$ 39.95 ARK$ 29.95
-THRESHOLD : RP$ 39.95 ARK$ 29.95
-PEGASUS II : RP$ 29.95 ARK$ 21.95

We accept: MASTERCARD, VISA(Include card # and expiration date), CASHIER or CERTIFIED CHECKS, MONEY ORDERS, or PERSONAL CHECKS(Please allow 10 days to clear).
Please add 3% for shipping & handling (minimum $2.00). Foreign orders please add 10% for shipping & handling.
We accept COD's (Please include $2.00 COD charge)
California residents add 6% sales tax. All equipment is subject to price change and availability without notice. All equipment is new & complete with manufacturer's warranty.

Call us at (714) 735-2250

ARK COMPUTING • P.O. Box 2025 • Corona, CA 91720

Introducing...

A2-PB1
PINBALL



This beautiful and sophisticated simulation offers superior ball action, superior flipper control, and many subtle perfections which will result in your superior enjoyment.

Please don't compare A2-PB1 Pinball with other pinball simulations. Nothing else even comes close. $29.95

The engineering and graphics experts
opening a new era in computer simulation.

subLOGIC
Communications Corp.
713 Edgebrook Drive
Champaign, IL 61820
(217) 359-8482
Telex: 206995

See your dealer . . .

or for direct orders, add $1.50 and specify UPS or first class mail.
Illinois residents add 5% sales tax.
Visa and MasterCard accepted.

Annual Index

June 1981 — May 1982
(Issues 37 - 48)

Articles

APPLE

Musical Duets on the Apple II — *Rick Brown* — 37:11
Macros for Micros — *John Figueras* — 37:45
Create a Data Disk for DOS 3.2 and 3.2.1 — *Glenn R. Sogge* — 37:49
Apple Color Filter — *Stephen R. Berggren* — 37:53
Serial Line Printer for the Apple — *Wes Huntress* — 37:59
Integer Flash for the Apple — *Richard C. Vile, Jr.* — 37:83
Function Input Routine for Applesoft — *Roy E. Myers and William Miller III* — 38:13
Phone Search — *Horst K. Schneider* — 38:21
Double Barrelled Disassembler — *David L. Rosenberg* — 38:33
Single-Drive Disk Back-Ups for Apple — *Steve Emmett* — 38:37
Enhanced Input Routine — *Bruce A. Robertson* — 38:41
Binary File Parameter List — *Clyde R. Camp* — 38:45
Electric Typing Program for the Apple — *Thomas D. Brock* — 38:61
Common Array Names in Applesoft II — *Steve Cochard* — 39:77
The Extended Parser for the Apple — *Paul R. Wilson* — 39:81
SEARCH — *R.C. Merten* — 39:83
Applesoft Error Messages from Machine Language — *Steve Cochard* — 39:86
Trick DOS — *Sanford M. Mossberg* — 39:88
Sorting with Applesoft — *Norman P. Herzberg* — 39:92
SHAPER: A Utility Program for Managing Shape Tables — *Clement D. Osborne* — 40:50
List Controller — *Preston R. Black* — 40:59
Lo-Res Graphics and Pascal — *C. Donald Heth* — 40:62
Dollars and Sense Revisited — *David Delli Quadri* — 40:66
Paddle Hi-Res Graphics — *Kim G. Woodward* — 40:68
True 3-D Images on Apple II — *Art Radcliffe* — 40:71
Apple Bits, Part 1 — *Richard C. Vile, Jr.* — 40:75
Tracemark: An Apple II Debugging Aid — *Raymond Weisling* — 40:79
Applesoft Mystery Parameter — *Sherm Ostrowski* — 41:12
Taming the Wild Reset — *Michael M. Seiy* — 41:83
Apple Byte Table — *Kim G. Woodward* — 41:88
Apple Bits, Part 2 — *Richard C. Vile, Jr.* — 41:94
Solar System Simulation, Part 2 — *Dave Partyka* — 41:108
Galacti-Cube — *Bob Bishop* — 42:47
Othello — *Charles F. Taylor, Jr.* — 42:63
Apple II Digital Storage Oscilloscope — *Ellis Cooper* — 42:89
Function Generator and Library Manager — *Ray Cadmus* — 42:94
ASCII Dump for the Apple — *Robert F. Zant* — 42:100
Apple Bits, Part 3 — *Richard C. Vile, Jr.* — 42:105
Applesoft Variable Lister — *Richard Albright* — 43:85
Applesoft Memory Map Display — *N.D. Greene* — 43:96
Applesoft Line Finder Routine — *Peter J.G. Meyer* — 43:101
Applesoft and Matrices — *Cornelis Bongers* — 43:106
Sweet-16 Revisited — *Charles F. Taylor, Jr.* — 44:25
A Disk Menu Program — *David C. Oshel* — 44:75
RELOC — *Robert D. Walker* — 44:95
Apple Pascal Textfile Lister — *Robert D. Walker* — 44:100
Credit Box Creator — *Sandy Mossberg* — 45:59
RUNZMENU — *Frank Shyjka* — 45:67
Shape Manipulate — *John R. Raines* — 45:71
Applesoft Array Dump — *Phillipe Francois* — 47:87
Integer Cross Reference Utilities — *Lee Reynolds* — 47:97
Memory Map Relocator — *Preston R. Black* — 48:9
LISZT with Strings — *Leonard H. Anderson, Donald Cohen, Richard F. Searle* — 48:37
Apple Graphics for Okidata Microline 80 — *Charles F. Taylor, Jr.* — 48:48

OSI

A C1P Dump Utility — *Francois Faguy* — 37:27
Memory Expansion for the Superboard — *Fred Boness* — 37:79
Polled Keyboard for C1P/Superboard — *Michael J. Alport* — 37:88
Real Time Clock for Superboard — *James Mason* — 37:99
A Typewriter Bell for Your Microcomputer — *Charles L. Sanford* — 38:65
Monobyte Checksum Dumper for C1P — *Peter D. H. Broers* — 38:67
Line Editor for OSI 540 Board — *E.D. Morris, Jr.* — 38:72
LIFE in a Wrap-Around Universe — *Paul Krieger* — 38:75
STEP and TRACE for C1P — *M. Piot* — 38:79
MICROCRUNCH: An Ultra-Fast Arithmetic Computing System Part 1 — *John E. Hart* — 39:7
A $200 Printer for C1P and Superboard — *Louis A. Beer* — 39:40
C1P to Epson MX-80 Printer Interface — *Gary E. Wolf* — 39:42

(Continued on next page)

Expanding the Superboard — *Jack McDonald* 39:97
The Disk Switch — *Nelson E. Ingersoll* 40:15
MICROCRUNCH: An Ultra-fast Arithmetic Computing System Part 2 — *John E. Hart* 40:83
Auto Line Numbers for OSI Disk BASIC — *Lester Cain* 42:23
OSI Symbolic Disassembler — *David E. Pitts* 43:53
List Scroller — *Colin Macauley* 44:57
Superboard Expansion System — *D.W. Kammer* 45:31
Speedy Routine for C1P Joystick — *John Krout* 45:43
A Cross Reference Generator for OSI BASIC — *John Krout* 46:37
More Hooks into OSI BASIC — *Richard L. Tretheway* 46:43
Microsoft BASIC-in-ROM Extensions — *Michael M. Mahoney* 46:51
Machine Language to DATA Statement Generator — *Yasuo Morishita* 46:61
Autonumber Plus for Cursor Control — *Kerry Lourash* 46:67
General Purpose Tape I/O for OSI — *Jerry D. Boucher* 47:11
A Single Drive Copier in BASIC — *Peter Kleijnjan* 47:21
Programmable Reverse Video for the C1P — *Charles L. Stanford* 47:39

AIM

Telephone Directory/Dialer for the AIM — *Rodney A. Kreuter* 37:35
AIM 65 RS-232 Interface — *James Guilbeau* 37:97
AIM Memory Maps — *Greg Paris* 38:7
Bit Pad Routines for AIM 65 — *Ralph O. Ericson* 38:87
Disassembling to Memory with AIM 65 — *Larry P. Gonzalez* 39:25
Using a TTY Printer with the AIM 65 — *Larry P. Gonzalez* 39:36
ASMLST: Full-sized Assembler Listing for AIM — *Joel Swank* 40:37
Interfacing Two 12-Bit A/D Converters to an AIM — *G. Roger Heal and J. Derek Openshaw* 41:100
Formatting AIM Assembler Listings — *Christopher J. Flynn* 45:19
I/O Expansion for AIM — *Gary Finley* 46:111
AIM User Device Arbiter — *Joel Swank* 47:6
BASIC to Machine Language Interface — *Christer Engstrom* 48:13

PET

Programmable Character Generator for the CBM 2022 Printer — *Roger C. Crites* 37:11
Horizontal Screen Scrolling on the CBM/PET — *John Girard* 37:81
PET Interface to Bit Pad — *Peter Coyle* 38:83
PET/CBM IEEE 448 to Parallel Printer Interface — *Alan Hawthorne* 39:53
Commodore ROM Genealogy — *Albert I. Reuss* 41:50
VIC Light Pen-manship — *David Malmberg* 41:54
The PET from A to D — *John Sherburne* 41:60
Substitute Characters — *Loren Wright* 41:64
Ultimate Ping Pong for PET — *Werner Kolbe* 42:67
PET Listener — *Louis F. Sander, Victor H. Pitre* 43:14
KEYSORT for BASIC 4.0 — *Gordon Campbell* 44:75
Auto-Run Wedge for the PET — *Werner Kolbe* 44:76
PET Audible Disk Alarm — *John E. Girard* 46:107
A Real Tape Operating System — *Dale DePriest* 47:16
7SEG PET Giant Character Set — *John Girard* 47:83
PET Memory Protector — *Louis F. Sander and Victor H. Pitre* 48:63
Growing Knowledge Trees — *David Heise* 48:67
PET Menu and Tape Timer — *Dale De Priest* 48:84

KIM

Improved KIM Communication Capabilities — *Ralph Tenny* 37:65
Step Up to Programmable Motion — *David S. Liscinsky* 41:29
Some Help for KIM, Part 1 — *Wayne D. Smith* 42:27
Some Help for KIM, Part 2 — *Wayne D. Smith* 43:49
Some Help for KIM, Part 3 — *Wayne D. Smith* 44:69
KIM Bouncy Keypad Cure — *Jody Nelis* 46:77

GENERAL 6502

Machine Language to DATA Statement Conversion — *Les Cain* 37:33
Vector Calculations with a Microcomputer — *Peter Koski* 38:15
Expressions Revealed, Part 1 — *Richard C. Vile, Jr.* 38:49
Improved *nth* Precision — *Glenn R. Sogge* 39:25
Sorting — *William R. Reese* 39:29
An Inexpensive Printer for Your Computer — *Michael J. Keryan* 39:57
Expressions Revealed, Part 2 — *Richard C. Vile, Jr.* 39:66
Jumps and the 6502 — *Mark Bernstein* 40:8
6522-Based Pot Position Digitizer — *Kenny Winograd* 41:18
6502 Frequency Counter — *Phil Lindquist* 41:24
Handling Analog Signals with a Micro — *Richard Saltero and Arthur Poulos* 41:76
Precision Programming — *Al Hamilton* 42:6
Pascal Tutorial, Part 1 — *Victor Fricke* 42:13
Data Collection with Your Micro — *John C. Traeger* 43:9
Watch that Ground Connection — *Raymond Weisling* 43:21
Pascal Tutorial, Part 2 — *Victor R. Fricke* 43:57
Flags and Boolean Algebra in Microsoft BASICs — *M. Guzdial* 43:64
Recursive Use of GOSUB in Microsoft BASIC — *R.B. Johannesen* 43:68
Pascal Tutorial, Part 3 — *Victor R. Fricke* 44:85
Elementary Pascal Internals — *Arnie Lee* 44:103
A FORTHword — *Loren Wright* 45:83
Using FORTH with the 6502 — *Raymond Weisling* 45:85

Stepper Motor Control: A FORTH Approach — *Mark Bernstein* 45:95
LIFE in FORTH and BASIC — *Nicholas J. Vrtis* 45:103
VisiCalc Formulas for Depreciation — *Kim G. Woodward* 46:9
Numerical Solution of Differential Equations — *Robert D. Walker* 46:13
Le Grange Interpolating Polynomial — *Paul H. Muller* 46:21
SIN(X) The Hard Way — *Earl Morris* 46:24
Binary Storage and Array Retrieval — *Hank Blakely* 46:83
An Enhanced 6502 — *Ralph Tenny* 47:31
Time of DayThe Easy Way — *Martin DeGeorge* 47:35

6809

It's Time to Stop Dreaming, Part 1 — *Robert M. Tripp* 37:3
It's Time to Stop Dreaming, Part 2 — *Robert M. Tripp* 38:27
It's Time to Stop Dreaming, Part 3 — *Robert M. Tripp* 39:16
It's Time to Stop Dreaming, Part 4 — *Robert M. Tripp* 40:20
The Radio Shack Color Computer — *John Steiner* 41:9
The 6809 and the S-50 Bus — *Dale Puckett* 41:68
Lunar Lander — *John Steiner* 42:41
OS-9 and the 6809: Revolutionary Tools — *Brian Capouch* 42:81
Experimenters and the Color Computer — *Ralph Tenny* 44:18
Utilities for the Color Computer — *Leo E. Garrett* 45:9
A Disassembler for the 6809 — *Mark T. Borgerson* 46:89
Structured Programming in BASIC09 — *Brian Capouch* 47:45
Extensions to the CBUG Monitor — *Ralph Tenny* 47:51
Multiprecision Addition — A Comparison of 6809 and 6502 Programming — *Gregory Walker and Tom Whiteside* 47:57
Memory Moves with the 6502 and the MC6809 — *Gregory Walker and Tom Whiteside* 48:19

Atari

Journal It: Screen Print Utility for Atari — *John Elliott* 40:27
Proportional Joystick for Atari — *Mike Dougherty* 43:27
Atari 800 Player/Missile Graphics — *Mike Dougherty* 44:9
Using Atari's Countdown Timers — *Mike Dougherty* 45:38

SYM

Epson MX80 Interface for SYM-1 — *Richard H. Turpin* 44:45

MICRO

MICRObits

(Continued from page 87)

HTS OSI Products

Manual documents circuitry and provides software to implement Real-Time Clock. User-friendly system prompts and displays date/time. Add 4K CMOS RAM, 4K EPROM, and PORTS using designs documented in *General Expansion Board Construction Manual*. Each manual - $15.

Hunter Technical Services
P.O. Box 359
Elm Grove, WI 53122

PET/CBM Operating Systems 3.0

Matric expands Commodore BASIC with 14 new commands for handling arrays. Algebraic-style syntax. Checks for conformability. Extended error messages. Machine language (5K) program lets you display a matrix on screen and change its values, transfer data between matrices or fill a matrix with a constant, transpose, transfer diagonals between matrices, eigenvalues and eigenvectors. Specify size and ROM set, tape or disk. 32-page manual. Price: $125.00.

Cognitive Products
P.O. Box 1658
Bloomington, IN 47402

RTTY Without Hardware

Receive/Transmit RTTY with Egbert Disc Program. Apple generates and demodulates tones with screen display and other features. Apple II, 3.2/3.3, 48K, disk drive. State S.W.L. or HAM call. Send $39.95 plus $2.50 shipping (California residents add 6% tax).

W.H. Nail Co.
275 Lodgeview Drive
Oroville, CA 95965

COMPendium

COMPendium each month abstracts all articles in 20-plus microcomputer publications. Indispensable listings of software, hardware and book reviews. Find *all* information for *your* machine. Annual Index each December. Keeps track of published programs you half-remember. Sample - $1.50; yearly - $18.

Epicurious
P.O. Box 129
Lincolndale, NY 10540

Computer Covers

Keep dust and dirt out of your equipment with a computer cover. Cover for full Apple $11.50, disk drive $4.25, stack disk (2) $6.25, monitor (state size) $10.25. Send check plus $1.50 postage.

M.P. Computer Services
P.O. Box 2396 Encinal Stations
Sunnyvale, CA 94087

For Sale

System utilities, terminal emulator software, data encryption systems for secure communications. For OSI Superboard, Apple, other 6502 systems.

D. Wolf, Ph.D.
Box 565
Port Hueneme, CA 93041

Target - An AIM 65 Newsletter

Need information for your AIM 65 computer? News, software, and hardware are examples of items covered in the newsletter. Yearly subscription rate is $6.00 in the US and Canada, $12.00 elsewhere. Back issues are available beginning with 1979 at the same per year rate.

Target
C/O Donald Clem
RR#2
Spencerville, OH 45887

Joystick Interface

For PET, AIM 65, SYM, KIM or other 6502-based computer. Uses five VIA ports to give eight-bit conversion of up to eight resistance devices. Requires 64 bytes of memory (software included). Assembled, tested — $29.95; bare board - $12.95.

Sydney S. Koegler
Micro-K Computer Products
2339 Carriage Ave.
Richland, WA 99352

MICRO

A feast of computing ideas.



You'll love every byte.

If you work with a 6502 or 6809 based system, you're probably hungry for the facts and ideas that will help you understand the inner workings of your computer. You want to go beyond canned software–use your computer for more than games–learn the advanced programming techniques that enable you to get the most out of your 6502/6809 system.

MICRO, The 6502/6809 Journal, gives you page after page, month after month, of solid information to sink your teeth into. **MICRO** is the premier how-to magazine for serious users of the Apple, PET/CBM, OSI, Atari, AIM, SYM, KIM, and all 6809 based systems including the TRS-80 Color Computer. It's a resource journal internationally respected by professionals in business, industry, and education.

SUBSCRIPTION RATES (U.S. dollars)
Yearly subscription (ISSN 027-9002) saves 20% off the single-issue price.
U.S., $24 (SPECIAL OFFER: Save 30% off single-issue price: 2 years, $42)
Other countries, $27 (via surface mail. Foreign air rates available on request.)

Get more out of your Apple . . .

with the MICRO ON THE APPLE series



VOLUME 2 just released!

More than 40 new programs on diskette to help you get more from your Apple:

- Machine Language Aids
- I/O Enhancements
- Runtime Utilities
- Graphics and Games
- Hardware and Reference Information

31 choice articles
46 tested programs on diskette (13 sector DOS 3.2 format)

Volume 1 also available at $24.95. Together **MICRO on the Apple 1 & 2** provide more than 70 programs on diskette for less than $1.00 each. No need to type in hundreds of lines of code.

with the most important book ever published for the Apple



The most comprehensive description of Apple II firmware and hardware ever published—all in one place.

What's Where in the Apple?

- Guides you—with a numerical Atlas and an alphabetical Gazetteer—to over **2,000** memory locations of **PEEKs, POKEs** and **CALLs.**
- Gives names and locations of various **Monitor, DOS, Integer BASIC,** and **Applesoft** routines—and tells you what they're used for.
- Helps BASIC users to speed up their programs.
- Enables assembly language programmers to simplify coding and interfacing.

All Apple users will find this book helpful in understanding their machine, and essential for mastering it!

★ Look for all these **MICRO INK** publications at your local computer store, or

★ Call our **toll-free** number: **1-800-227-1617, ext. 564** (In California, 1-800-772-3545, ext. 564) and charge it to your VISA or MasterCard, or

★ Use the order form below. Send your check (payable to MICRO) and the form to: MICRO, Dept. OA, P.O. Box 6502, Chelmsford, MA 01824.

QTY	ITEM	PRICE EACH	COST
_____	**MICRO on the Apple 2**	@ $24.95	_____
_____	**MICRO on the Apple 1**	@ $24.95	_____
_____	**What's Where in the Apple?**	@ $14.95	_____
_____	**MICRO** (U.S.)	1 yr @ $24; 2 yrs @ $42	_____
_____	**MICRO** (Foreign)	1 yr @ $27	_____
		Subtotal	_____
		Massachusetts residents add 5% sales tax	_____
		Add $2 **per book** for shipping	_____
		MICRO Journal excluded. Allow 4-6 weeks for delivery.	
		TOTAL	_____

☐ Check enclosed ☐ Charge my credit card below

Name _____

Company _____

Street _____

City _____ State _____ ZIP _____

☐ VISA ☐ MasterCard

Signature _____

Card Number _____ Expiration Date _____

PET/CBM

PET — "Personal Electronic Transactor"

CBM — "Commodore Business Machine"

6502-based computer, manufactured by Commodore Business Machines

PET models include graphic keyboard

CBM models include business keyboard

Available in 4K, 8K, 16K, 32K, and 96K configurations

All models, except 8000 series, include 25-row by 40-column screen. 8016, 8032, and 8096 have 25 by 80 screen.

Two 256-character sets — one for graphics, one (with lower case) for business

Memory expansion bus, parallel interface, IEEE-488 instrumentation bus standard

Reliable cassette operating system, powerful screen editing and character-programmable cursor control are characteristic of PET/CBM.

VIC and SuperPET have many features in common with PET/CBM.

Parallel Port Connector

Upper Pin Identification Character	Signal Label	Lower Pin Identification Character	Signal Label
1	Ground	A	GND
2	T.V. Video	B	CA1
3	IEEE-SRQ	C	PA0
4	IEEE-EOI	D	PA1
5	Diagnostic Sense	E	PA2
6	Tape #1 READ	F	PA3
7	Tape #2 READ	H	PA4
8	Tape Write	J	PA5
9	T.V. Vertical	K	PA6
10	T.V. Horizontal	L	PA7
11	GND	M	CB2
12	GND	N	GND

IEEE-488 Connector

PET Edge-card Pin Numbers	Standard IEEE Connector Pin Numbers	IEEE Signal Mnemonic
Upper Pins		
1	1	DI01
2	2	DI02
3	3	DI03
4	4	DI04
5	5	EOI
6	6	DAV
7	7	NRFD
8	8	NDAC
9	9	IFC
10	10	SRQ
11	11	ATN
12	12	GND
Lower Pins		
A	13	DI05
B	14	DI06
C	15	DI07
D	16	DI08
E	17	REN
F	18	GND
H	19	GND
J	20	GND
K	21	GND
L	22	GND
M	23	GND
N	24	GND

Memory Map

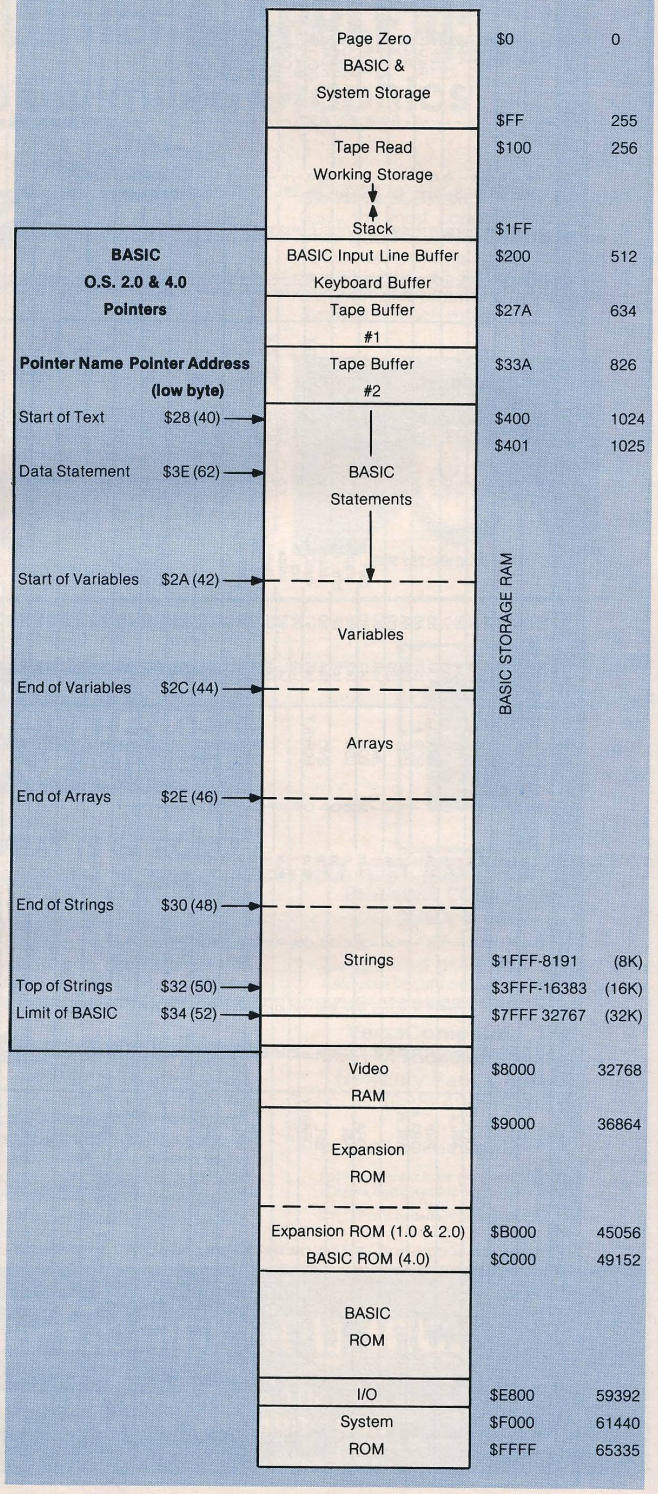

Decimal	Hex	ASCII	Screen	BASIC	6502
0	00		@	end line	BRK
1	01		A		ORA(I,X)
2	02		B		
3	03		C		
4	04		D		
5	05	white	E		ORA Z
6	06		F		ASL Z
7	07	bell	G		
8	08	lock	H		PHP
9	09	unlock	I		ORA #
10	0A		J		ASL A
11	0B		K		
12	0C		L		
13	0D	carr. ret.	M		ORA
14	0E	text	N		ASL
15	0F	top-left	O		
16	10		P		BPL
17	11	cur. down	Q		ORA(I),Y
18	12	reverse	R		
19	13	cur. home	S		
20	14	delete	T		
21	15	del. line	U		ORA Z,X
22	16	erase begin	V		ASL Z,X
23	17		W		
24	18		X		CLC
25	19	scroll up	Y		ORA Y
26	1A		Z		
27	1B		[		
28	1C	red	\		
29	1D	cur. right	]		ORA X
30	1E	green	↑		ASL X
31	1F	blue	←		
32	20	space	space	space	JSR
33	21	!	!	!	AND(I,X)
34	22	"	"	"	
35	23	#	#	#	
36	24	$	$	$	BIT Z
37	25	%	%	%	AND Z
38	26	&	&	&	ROL Z
39	27	'	'	'	
40	28	(	(	(	PLP
41	29	)	)	)	AND #
42	2A	*	*	*	ROL A
43	2B	+	+	+	
44	2C	,	,	,	BIT
45	2D	−	−	−	AND
46	2E	.	.	.	ROL
47	2F	/	/	/	
48	30	0	0	0	BMI
49	31	1	1	1	AND(I),Y
50	32	2	2	2	
51	33	3	3	3	
52	34	4	4	4	
53	35	5	5	5	AND Z,X
54	36	6	6	6	ROL Z,X
55	37	7	7	7	
56	38	8	8	8	SEC
57	39	9	9	9	AND Y
58	3A	:	:	:	CLI
59	3B	;	;	;	
60	3C	<	<	<	
61	3D	=	=	=	AND X
62	3E	>	>	>	ROL X
63	3F	?	?	?	

Decimal	Hex	ASCII	Screen	BASIC	6502
64	40	@	@		RTI
65	41	A	A		EOR(I,X)
66	42	B	B		
67	43	C	C		
68	44	D	D		
69	45	E	E		EOR Z
70	46	F	F		LSR Z
71	47	G	G		
72	48	H	H		PHA
73	49	I	I		EOR #
74	4A	J	J		LSR A
75	4B	K	K		
76	4C	L	L		JMP
77	4D	M	M		EOR
78	4E	N	N		LSR
79	4F	O	O		
80	50	P	P		BVC
81	51	Q	Q		EOR(I),Y
82	52	R	R		
83	53	S	S		
84	54	T	T		
85	55	U	U		EOR Z,X
86	56	V	V		LSR Z,X
87	57	W	W		
88	58	X	X		CLI
89	59	Y	Y		EOR Y
90	5A	Z	Z		
91	5B	[	[		
92	5C	\	\		
93	5D	]	]		EOR X
94	5E	↑	↑		LSR X
95	5F	←	←		
96	60				RTS
97	61				ADC(I,X)
98	62				
99	63				
100	64				
101	65				ADC Z
102	66				ROR Z
103	67				
104	68				PLA
105	69				ADC #
106	6A				ROR A
107	6B				
108	6C				JMP(I)
109	6D				ADC
110	6E				ROR
111	6F				
112	70				BVS
113	71				ADC(I),Y
114	72				
115	73				
116	74				
117	75				ADC Z,X
118	76				ROR Z,X
119	77				
120	78				SEI
121	79				ADC Y
122	7A				
123	7B				
124	7C				
125	7D				ADC X
126	7E				ROR X
127	7F				

Decimal	Hex	ASCII	Screen	BASIC	6502
128	80		r-@	END	
129	81		r-A	FOR	STA(I,X)
130	82		r-B	NEXT	
131	83		r-C	DATA	
132	84		r-D	INPUT#	STY Z
133	85	f1	r-E	INPUT	STA Z
134	86	f3	r-F	DIM	STX Z
135	87	f5	r-G	READ	
136	88	f7	r-H	LET	DEY
137	89	f2	r-I	GOTO	
138	8A	f4	r-J	RUN	TXA
139	8B	f6	r-K	IF	
140	8C	f8	r-L	RESTORE	STY
141	8D	carr. ret.	r-M	GOSUB	STA
142	8E	graphic	r-N	RETURN	STX
143	8F	btm. right	r-O	REM	
144	90	black	r-P	STOP	BCC
145	91	curs. up	r-Q	ON	STA(I),Y
146	92	rvs. off	r-R	WAIT	
147	93	clear	r-S	LOAD	
148	94	insert	r-T	SAVE	STY Z,X
149	95	ins. line	r-U	VERIFY	STA Z,X
150	96	erase-end	r-V	DEF	STX Z,Y
151	97		r-W	POKE	
152	98		r-X	PRINT#	TYA
153	99	scroll dn.	r-Y	PRINT	STA Y
154	9A		r-Z	CONT	TXS
155	9B		r-[	LIST	
156	9C	magenta	r-\	CLR	
157	9D	curs. left	r-]	CMD	STA X
158	9E	yellow	r-↑	SYS	
159	9F	cyan	r-←	OPEN	
160	A0		■	CLOSE	LDY #
161	A1		r-!	GET	LDA(I,X)
162	A2		r-"	NEW	LDX #
163	A3		r-#	TAB(	
164	A4		r-$	TO	LDY Z
165	A5		r-%	FN	LDA Z
166	A6		r-&	SPC(	LDX Z
167	A7		r-'	THEN	
168	A8		r-(	NOT	TAY
169	A9		r-)	STEP	LDA #
170	AA		r-*	+	TAX
171	AB		r-+	−	
172	AC		r-,	*	LDY
173	AD		r--	/	LDA
174	AE		r-.	↑	LDX
175	AF		r-/	AND	
176	B0		r-0	OR	BCS
177	B1		r-1	>	LDA(I),Y
178	B2		r-2	=	
179	B3		r-3	<	
180	B4		r-4	SGN	LDY Z,X
181	B5		r-5	INT	LDA Z,X
182	B6		r-6	ABS	LDX Z,Y
183	B7		r-7	USR	
184	B8		r-8	FRE	CLV
185	B9		r-9	POS	LDA Y
186	BA		r-:	SQR	TSX
187	BB		r-;	RND	
188	BC		r-<	LOG	LDY X
189	BD		r-=	EXP	LDA X
190	BE		r->	COS	LDX Y
191	BF		r-?	SIN	

Decimal	Hex	ASCII	Screen	BASIC	6502
192	C0			TAN	CPY #
193	C1			ATN	CMP(I),Y
194	C2			PEEK	
195	C3			LEN	
196	C4			STR$	CPY Z
197	C5			VAL	CMP Z
198	C6			ASC	DEC Z
199	C7			CHR$	
200	C8			LEFT$	INY
201	C9			RIGHT$	CMP #
202	CA			MID$	DEX
203	CB			GO	
204	CC			CONCAT	CPY
205	CD			DOPEN	CMP
206	CE			DCLOSE	DEC
207	CF			RECORD	
208	D0			HEADER	BNE
209	D1			COLLECT	CMP(I),Y
210	D2			BACKUP	
211	D3			COPY	
212	D4			APPEND	
213	D5			DSAVE	CMP Z,X
214	D6			DLOAD	DEC Z,X
215	D7			CATALOG	
216	D8			RENAME	CLD
217	D9			SCRATCH	CMP Y
218	DA			DIRECTORY	
219	DB				
220	DC				
221	DD				CMP X
222	DE				DEC X
223	DF				
224	E0				CPX #
225	E1				SBC(I),Y
226	E2				
227	E3				
228	E4				CPX Z
229	E5				SBC Z
230	E6				INC Z
231	E7				
232	E8				INX
233	E9				SBC #
234	EA				NOP
235	EB				
236	EC				CPX
237	ED				SBC
238	EE				INC
239	EF				
240	F0				BEQ
241	F1				SBC(I),Y
242	F2				
243	F3				
244	F4				
245	F5				SBC Z,X
246	F6				INC Z,X
247	F7				
248	F8				SED
249	F9				SBC Y
250	FA				
251	FB				
252	FC				
253	FD				SBC X
254	FE				INC X
255	FF				

Reverse of ASCII

MICRO™ Data Sheet #4

VersaWriter & APPLE II:

The Keys to Unlimited Graphics

DRAWING TABLET
Although VersaWriter operates on a simple principle, it produces graphics which match or exceed those of other digitizers. Rugged construction, translucent base, easy to use — plugs directly into APPLE II.

GRAPHICS SOFTWARE
Easily the most capable and complete graphics software for the home computer available. Fast fill drawings in 100 colors. All text in five sizes, compile and display shapes, edit, move and much more!



UNIQUE OFFER
See VersaWriter at your local dealer and pick up a copy of our demonstration disk. The complete VersaWriter hardware and software package is a real bargain at $299. For more information call or write:



EZ Port Will Solve Your Game I/0 Problem!

How many times have you gone through the hassle of changing from game paddles to joystick, VersaWriter, or any other device using the game I/0? First, you have to remove whatever is sitting on top of the Apple–a video terminal, disk drives, printer, etc.

Next you remove the computer cover and try to see what you're doing as you switch plugs to the I/0. Then you replace the computer cover and whatever was on top of the Apple.

After all this, you find that you can't run the program because the I/0 device is plugged in backwards or is 'off by a pin'.

Sound familiar?

EZ PORT GAME I/0 EXTENDER FOR APPLE II

WHAT IS EZ PORT?

EZ Port is a specially designed extension unit for the Apple game I/0 port. It's a board with a socket and a two foot long cable which plugs into the internal I/0 port. You attach EZ Port wherever you prefer on the outside- on the side, the back, or on top.

EZ Port has a ZIP DIP II socket (ZIP=zero insertion force). These sockets are meant to be plugged into many times and will not wear out like ordinary sockets. All you do is plug in the appropriate device (joystick, paddles, etc.) and flip the switch to the ON position. No pressure is exerted on the 16-pin plug until you switch, so all the connectors will last longer, too!



EZ PORT MAKES GAME I/0 CHANGES CONVENIENT, QUICK & SAFE.

Suggested price **$24.95**
Ask your local computer retailer for EZ Port, or contact:

VersaComputing, Inc.
3541 Old Conejo Rd. Suite 104
Newbury Park, CA 91320
(805) 498-1956

Dealers inquiries welcome.

Apple and Apple II are registered trademarks of Apple Computer, Inc.

ZIP DIP is a trademark of Textool Products, Inc.

Versa Computing, Inc.

3541 Old Conejo Road, Suite 104
Newbury Park, CA. 91320 **(805)498-1956**

Perry Peripherals Repairs KIMs!!
(SYMs and AIMs Too)

- We will Diagnose, Repair, and Completely Test your Single Board Computer
- We Socket all replaced Integrated Circuits
- You receive a 30-day Parts and Labor Warranty
- Labor is $38.00 if 40-pin ICs are socketed ($40.00 otherwise) — Parts Extra
- Your repaired S.B.C. returned via U.P.S. — C.O.D., Cash

Don't delay! Send us your S.B.C. for repair today
Ship To: (Preferably via U.P.S.)

Perry Peripherals
6 Brookhaven Drive
Rocky Point, NY 11778

Perry Peripherals carries a full line of the acclaimed HDE expansion components for your KIM, SYM, and AIM, including RAM boards, Disk Systems and Software like HDE Disk BASIC V1.1. Yes, we also have diskettes. For more information, write to: P.O. Box 924, Miller Place, NY 11764 or Phone (516) 744-6462.

EXTEND THE POWER OF APPLESOFT WITH FOUR NEW & POWERFUL COMMANDS

WITH THE SORT AND FORMAT ROMS IN YOUR MOUNTAIN COMPUTER'S ROMPLUS* OR ANDROMEDA'S ROMBOARD* YOU WILL MAKE APPLESOFT* BASIC ONE STEP MORE POWERFUL THAN THE MOST ADVANCED LANGUAGE AVAILABLE. AND - BECAUSE READ ONLY MEMORY NEVER FORGETS, THESE NEW COMMANDS BECOME A PERMANENT PART OF APPLESOFT'S* BASIC LANGUAGE.

SORT ROM TM

ARRAY SORTING - Sort any single dimensioned (or multi-dimensioned-indirectly) integer, real, or string array. Unparalelled sorting speeds are accomplished by a unique machine code and does not use any scratch arrays or additional memory. A typical sort time for a 1000 item array is 3.5 seconds. Sort options include: create a record array, reverse sort, subrange sort, and a sort activity indicator.

ARRAY DELETION - Unused arrays, which can consume large amounts of memory space, can be deleted to free up memory or allow a previously dimensioned array to be redimensioned **$39.95**

FORMAT ROM TM

WORD PROCESSING - A powerful and versatile system which will properly format your program's output on your monitor or printer. You get all the commands of a dedicated word processor plus the power of Applesoft's commands. Define or change printing margins, page width, page length, text centering, right and left justification, indenting and outdenting, etc., with simple basic commands. By combining the commands of the format ROM and Applesoft you can print more than one copy with a for-next loop or insert different information with input commands or take it from your existing arrays.

PRINT...USING will tabulate, right justify, line up all decimal points, pad the right and left side of Alpha/Numerical data with any predefined character, insert commas, and can be used within formulas or equations which will then format the mathematical result **$49.95**

FORMAT ROM AND **SORT ROM** will support all printers, 80 column boards, lower case adapters, and requires 48K, FP in ROM, DOS 3.2 or 3.3, M.C.'s ROMPLUS* or Andromeda's ROMboard* SAVE MONEY BY ORDERING THE FORMAT ROM AND SORT ROM AS A SET **$84.95**

OTHER ROMS AVAILABLE: All ROMS are compatible with MC's Romplus or Andromeda's ROM Board.

- **DUAL DOS ROMS** - Switch from one DOS (3.2 or 3.3) to the other without booting **$54.95**
- **FP RENUMBER/MERGE ROM** - Apple Computer's infamous renumber program **$39.95**
- **BASICS ROM** - Will boot standard, special, and dedicated 13 sector disks **$39.95**
- **FP EDITROM** - Global search, change, and remove. (Works jointly with PLE) **$39.95**
- **COMMAND ROM** - Catalog Command Menu and Disk Map **$39.95**
- **DISK COPY/SPACE ROM** - Duplicates 13 or 16 Sector Disks **$39.95**
- **FP UTILITY ROM** - Auto Line Numbering, LIST CTRL, RESURRECT KILLED PROG. Alphabetize DISK CAT., Expung DOS **$39.95**

(Check or M.O.) Visa or MasterCard Accepted

SOFT CTRL SYSTEMS, BOX 599, WEST MILFORD, NJ 07480 **201-728-8750**

*REGISTERED TRADEMARK
ALL FIRMWARE IS COPYRIGHTED



AIM HIGH

Let Unique Data Systems help you raise your sights on AIM 65 applications with our versatile family of AIM support products.

- Go for high quality with our ACE-100 Enclosure. It accommodates the AIM 65 perfectly, without modification, and features easy access two board add-on space, plus a 3″ × 5″ × 17″ and a 4″ × 5″ × 15.5″ area for power supplies and other components. $186.00.
- Get high capability with Unique Data System's add-on boards. The UDS-100 Series Memory-I/O boards add up to 16K bytes of RAM memory or up to 48K bytes ROM/PROM/EPROM to your Rockwell AIM 65. You also get 20 independently programmable parallel I/O lines with an additional user-dedicated 6522 VIA, two independent RS-232 channels with 16 switch-selectable baud rates (50 to 19.2K baud), and a large on-board prototyping area. Prices start at $259.00.
- If you need to protect against RAM data loss, the UDS-100B offers an on-board battery and charger/switchover circuit. $296.00.
- Heighten your AIM 65's communications range by adding the UDS-200 Modem board. It features full compatibility with Bell System 103 type modems and can be plugged directly into a home telephone jack via a permissive mode DAA. No need for a data jack or acoustic coupler. The UDS-200 also has software-selectable Autoanswer and Autodial capability with dial tone detector. The modem interfaces via the AIM 65 expansion bus, with the on-board UART and baud rate generator eliminating the need for an RS-232 channel. $278.00.
- The UDS-300 Wire Wrap board accepts all .300/.600/.900 IC sockets from 8 to 64 pins. Its features include an intermeshed power distribution system and dual 44-pin card edge connectors for bus and I/O signal connections. $45.00.
- Get high performance with the ACE-100-07 compact 4″ × 5″ × 1.7″ switching power supply, delivering +5V @ 6A, +12V @ 1A, and +24V for the AIM printer. $118.00.

Installation kits and other related accessories are also available to implement your AIM expansion plans. Custom hardware design, programming, and assembled systems are also available. High quality, high capability, high performance, with high reliability . . . all from Unique Data Systems. Call or write for additional information.

Unique Data Systems Inc.
1600 Miraloma Avenue, Placentia, CA 92670

(714) 630-1430

Advertiser's Index

Aardvark Technical Services, Ltd. . . . 35
Abacus Software . . . 91
Adventure International . . . 94-95
Andromeda, Inc. . . . 98
Anthro-Digital Software . . . 69
Apple Tree Electronics . . . 22
Ark Computing . . . 101
Arrow Data Systems . . . 20
Astar International Co. . . . 7
Aurora Software Associates . . . 59
Comp-U-Gamer . . . 59
CompuTech . . . 16
Computer Case Co. . . . 59
The Computerist, Inc. . . . IBC
Computer Mail Order . . . 24
Computer Mat . . . 60
Computer Science Engineering . . . 59
Computer Systems Design . . . 72
Connecticut Information Systems Co. . . . 47
Creative Computing . . . 83
Datamost . . . 93, 96
Data Transforms, Inc. . . . 87
Decision Systems . . . 50
D&N Micro Products, Inc. . . . 72
Dr. Dobbs Journal . . . 88
Eastern House Software . . . 26
ESD Labs Co., Ltd. . . . 23
Excert, Inc. . . . 28
Execom Corp. . . . 60
Genesis Information Systems Inc. . . . 86
Gimix, Inc. . . . 1
GOSUB International, Inc. . . . 75
Hogg Laboratory Inc. . . . 59
Hudson Digital Electronics Inc. . . . 12
Huntington Computing . . . BC
Interesting Software . . . 65
Keystone Data Consultants . . . 17
MICRObits (Classifieds) . . . 21, 87, 105
Micro Business World Inc. . . . 56
MICRO INK, Inc. . . . 90, 106
Microsoft Consumer Products . . . IFC
Micro Ware Distributing Inc. . . . 91
Modular Systems . . . 60
Nibble . . . 73
Nikrom Technical Products . . . 11
Olympic Sales Co. . . . 14
Orion Software . . . 32
Passage Research . . . 23
Peek (65) . . . 75
Perry Peripherals . . . 110
Pretzelland Software . . . 91
Progressive Computing . . . 66
RC Electronics Inc. . . . 45
Sensible Software . . . 2, 31
SGC . . . 46
S&H Software . . . 30
Skyles Electric Works . . . 60
Smartware . . . 60
Smoke Signal Broadcasting . . . 4
Softape Inc. . . . 18
Soft CTRL . . . 110
Softside . . . 36, 97
Southwestern Data Systems . . . 8
Stellation Two . . . 66
Sublogic Communications Corp. . . . 55, 102
Talbot Microsystems . . . 53
Unique Data . . . 111
Versa Computing, Inc. . . . 27, 109
Voicetek . . . 54
Word's Worth . . . 23

MICRO INK, Inc is not responsible for claims made by its advertisers. Any complaint should be submitted directly to the advertiser. Please also send written notification to MICRO.

Next Month in MICRO

June Applications Feature

- **A Low-Cost Digitizer for the Apple II —** This article tells you how to use a sheet of half-reflecting plastic to build a digitizer for your high-resolution graphics computer.

- **AIM Logic Trainer —** Test your logic circuits with this program. It allows you to control the inputs and send the outputs to LEDs or printer.

- **Face Synthesizer —** This program creates an animated face on a PET screen that changes expression on keyboard command. Animation can also be controlled from BASIC programs, so the PET face can be used in any application — education, marketing, games, etc.

- **Program for Inverting a Matrix —** Include this short BASIC routine in your mathematical and statistical programs.

Plus...

AIM User Function Dispatcher
Additional Output Ports on the KIM
Tiny Pilot for the PET
Disk to Tape Backup Utility for the Apple
Sequential File Handler for C1P

1982 Editorial Schedule

July — Apple
August — Programming Techniques
September — 68000
October — Education
November — Atari/Games
December — PET

20% OFF

Your money goes farther when you subscribe. During the course of a year, when you subscribe, you save 20% (in the U.S.).

Pay only $24.00 ($2.00 a copy) for 12 monthly issues of MICRO sent directly to your home or office in the U.S.

More MICRO for Less Money When You Subscribe

But on the newsstand — if you can locate the issue you want — you pay $30.00 a year ($2.50 a copy).

Special Offer — Subscribe for 2 years ($42.00) and get 30% off the single issue price.

Subscribe to MICRO today.

MICRO
34 Chelmsford Street
P.O. Box 6502
Chelmsford, MA 01824

Please send me MICRO for __ 1 year __ 2 years
NOTE: Airmail subscriptions accepted for 1 year only.

Check enclosed $_____
Charge my _____ VISA account
_____ Mastercard account

No. _____
Expiration date _____
Name _____
Address _____
_____
City/State _____ Zip ____

Subscription Rates Effective January 1, 1982

Country	Rate
United States	$24.00 1 yr.
	42.00 2 yr.
Foreign surface mail	27.00
Europe (air)	42.00
Mexico, Central America, Mid East, N. & C. Africa	48.00
South Am., S. Afr., Far East, Australasia, New Zealand	72.00

* Airmail subscriptions accepted for only 1 year.
For U.S. and Canadian 2-year rates, multiply by 2.

Job Title: _____
Type of Business/Industry: _____

WE MAY HAVE ALREADY BUILT THE BOARD YOU ARE STARTING TO DESIGN!

While you may not have heard of us before, you certainly know our customers: Fortune 500 companies, Universities and Government Agencies. Since 1976 we have been providing high quality microcomputer products, ranging from expansion boards, to stand-alone controllers, to complete systems. Before you start your next project, consider how easy it might be to use some of our products.

FLEXI PLUS

A multi-function controller which handles:
- **8" and mini diskettes, double-sided, double-density**
- **RS-232 Communications with programmable features**
- **IEEE-488 Instrumentation Bus fully implemented**
- **6809E Microprocessor, up to 56K RAM, ROM, EPROM**
- **Parallel/Serial I/O, Cassettes and TTY Interfaces**

This versatile controller may be used as an expansion board for any 6502 or 6809 system; as a stand-alone controller; or, as the basis of a complete microcomputer system.

MICRO PLUS

A video-oriented controller which includes:
- **Programmable display up to 132 columns by 30 rows**
- **Programmable character sets in EPROM and RAM**
- **Character and Bit-Mapped Graphics**
- **ASCII Keyboard and Light Pen Interfaces**
- **RS-232 Programmable Communications Interface**
- **6502 Microprocessor, up to 7K RAM, 2K EPROM**

This video controller may be used to expand almost any 6502- or 6809-based system; or as a stand-alone intelligent terminal; or, as the basis for a complete 6502-based computer system.

DRAM PLUS

A multi-purpose expansion board which features:
- **Up to 40K RAM memory with a memory manager**
- **Up to 16K ROM or EPROM memory**
- **EPROM Programmer for 2516, 2716, 2532 and 2732**
- **Multiple parallel/serial I/O ports and timers/counters**
- **Prototyping area for custom circuits**

This memory-oriented expansion board permits addressing of memory on 4K boundaries, supports swapping of sections of memory, and works with most 6502- or 6809-based systems.

FOCUS

An Industrial quality system which features:
- **Two mini disk drives, double-sided, double-density for over 640K bytes of on-line storage**
- **Commercial quality keyboard with numeric pad**
- **Upper/lower case ASCII with programmable characters and display formats, plus bit-mapped graphics**
- **High-resolution video monitor with green phosphor**
- **Heavy-duty aluminum case for desk or rack mounting**
- **RS-232 Communications built in; second optional**
- **IEEE-488 may be added to existing boards**
- **Includes 48K RAM, 4K EPROM, 6809 microprocessor**

This extremely versatile system may be used for system development, for developing stand-alone products, as an end-user system, as an in-house business computer, as a word processor, and much more. Software is available from a number of suppliers and includes compiled BASIC, PASCAL, FORTH and many complete application packages.

$3495.00

If you have a requirement which involves 6502- or 6809-based products, join the growing number of OEMs and System Integration Houses who look to us first. For additional information and our current product literature, please contact us at 617/256-3649 or TELEX 955318 INTL DIV.

THE COMPUTERIST®

34 Chelmsford Street
Chelmsford, MA 01824

HUNTINGTON COMPUTING

ONE OF THE WORLD'S LARGEST INVENTORIES

Great Grandma Huntington said:

"Always buy your computer media at a diskcount."

...And boy, do we ever let you do that!

DISKS for APPLE®

Elephant	**$24.99** box
Maxell	**$36.99** box
Verbatim Datalife	**$28.99** box
Dysan	**$49.99** box

Software for Apple®

Bug Attack	$26.29	The Home Accountant	$63.69	Roach Hotel	$30.69
Castle of Darkness	$31.39	LISA	$67.89	Soft 70	$44.99
David's Midnight Magic	$30.69	Neutrons	$26.29	Tax Preparer '82	$131.99
The Dictionary	$87.89	Photar	$26.89	Time Zone	$87.89
The Game Show	$34.29	Star Blazer	$25.39	Torax	$21.89
The General Manager	$127.39	Suicide	$26.29	Utility City	$25.89
Hodgepodge	$17.49	Raster Blaster	$25.39	Volcanoes	$43.49

NEW

Understand Yourself

Six great programs to test yourself. Packed with information. An outstanding buy. (Apple*) on disk.

$24.99

Apple® Pie

Word Processor	$116.89
12" Green Monitor	$199.00
Lower Case Adaptor 2 Revision 7	$29.69
VisiCalc	$199.00
Z-Card (ALS)	$239.00

NEW

Computer Almanac

- Biorhythms
- Loan Amoritization
- Weather Predictor
- Calorie Counter
- Much more on disk for Apple*

$24.99

We Also Carry PET®, Atari®, and TRS-80®

Call Toll-Free 800-344-5106 (outside California)

HUNTINGTON COMPUTING
Post Office Box 1297
Corcoran, California 93212

Foreign Orders 209-992-4481
In California 800-692-4146

Apple* is a registered trademark of Apple Computer, Inc.
Pet* is a registered trademark of Commodore.
TRS-80* is a registered trademark of Tandy Corp.
Atari* is a registered trademark of Atari, Inc.

Outside Calif. 800-344-5106

We take **MasterCard, American Express or VISA** (Include card # and expiration date). California residents add 6% tax. Include $2.00 for postage. Foreign and hardware extra. Foreign: remit U.S. currency, use listed charge cards, or make direct wire transfers through Security Pacific Bank, Corcoran, for a $6.00 charge. All overseas orders shipped by air. Send for free catalog. Prices subject to change without notice.